

Smithers Boston Conference

Robert Gibney – GM TiO₂ Sales

Iluka Resources Limited (ASX:ILU)



20
18



WWW.ILUKA.COM | ASX:ILU

Disclaimer – Forward Looking Statements



This presentation has been prepared by Iluka Resources Limited (Iluka). By accessing/attending this presentation you acknowledge that you have read and understood the following statement.

Forward Looking Statements

This presentation contains certain statements which constitute “forward-looking statements”. Often, but not always, forward looking statements can generally be identified by the use of forward looking words such as “may”, “will”, “expect”, “plan”, “believes”, “estimate”, “anticipate”, “outlook” and “guidance”, or similar expressions, and may include, without limitation, statements regarding plans; strategies and objectives of management; anticipated production and production potential; estimates of future capital expenditure or construction commencement dates; expected costs or production outputs; estimates of future product supply, demand and consumption; statements regarding future product prices; and statements regarding the expectation of future Mineral Resources and Ore Reserves.

Where Iluka expresses or implies an expectation or belief as to future events or results, such expectation or belief is expressed in good faith and on a reasonable basis. No representation or warranty, express or implied, is made by Iluka that the matters stated in this presentation will in fact be achieved or prove to be correct.

Forward-looking statements are only predictions and are subject to known and unknown risks, uncertainties, assumption and other important factors that could cause the actual results, performances or achievements of Iluka to differ materially from future results, performances or achievements expressed, projected or implied by such forward-looking statements. Readers are cautioned not to place undue reliance on these forward-looking statements, which speak only as of the date thereof. Such risks and factors include, but are not limited to: changes in exchange rate assumptions; changes in product pricing assumptions; major changes in mine plans and/or resources; changes in equipment life or capability; emergence of previously underestimated technical challenges; increased costs and demand for production inputs; and environmental or social factors which may affect a licence to operate, including political risk.

Capital estimates include contingency and risk allowances commensurate with international estimating classification systems.

To the extent permitted by law, Iluka, its officers, employees and advisors expressly disclaim any responsibility for the accuracy or completeness of the material contained in this presentation and exclude all liability whatsoever (including in negligence) for any loss or damage which may be suffered by a person as a consequence of any information in this presentation or any error or omission therefrom. Iluka does not undertake to release publicly any revisions to any forward-looking statement to reflect events or circumstances after the date of this presentation, or to reflect the occurrence of unanticipated events, except as may be required under applicable securities laws.


No independent third party has reviewed the reasonableness of the forward looking statements or any underlying assumptions.

Non-IFRS Financial Information

This document contains non-IFRS financial measures including cash production costs, non production costs, Mineral Sands EBITDA, Group EBITDA, . Iluka management considers these to be key financial performance indicators of the business and they are defined and/or reconciled in Iluka’s annual results materials and/or Annual report. Non-IFRS measures have not been subject to audit or review.

All figures are expressed in Australian dollars unless stated otherwise.

Iluka's Product Portfolio



Zircon

Premium grade zircons for ceramic tiles and sanitary ware
Specialty grade zircons for chemical and refractory
Zacura range for foundry and investment casting



Titanium

High grade titanium feedstocks for chlorination
High purity titanium feedstocks for welding consumables
Low Sn titanium feedstocks for high grade titanium metal production (e.g. Aerospace)

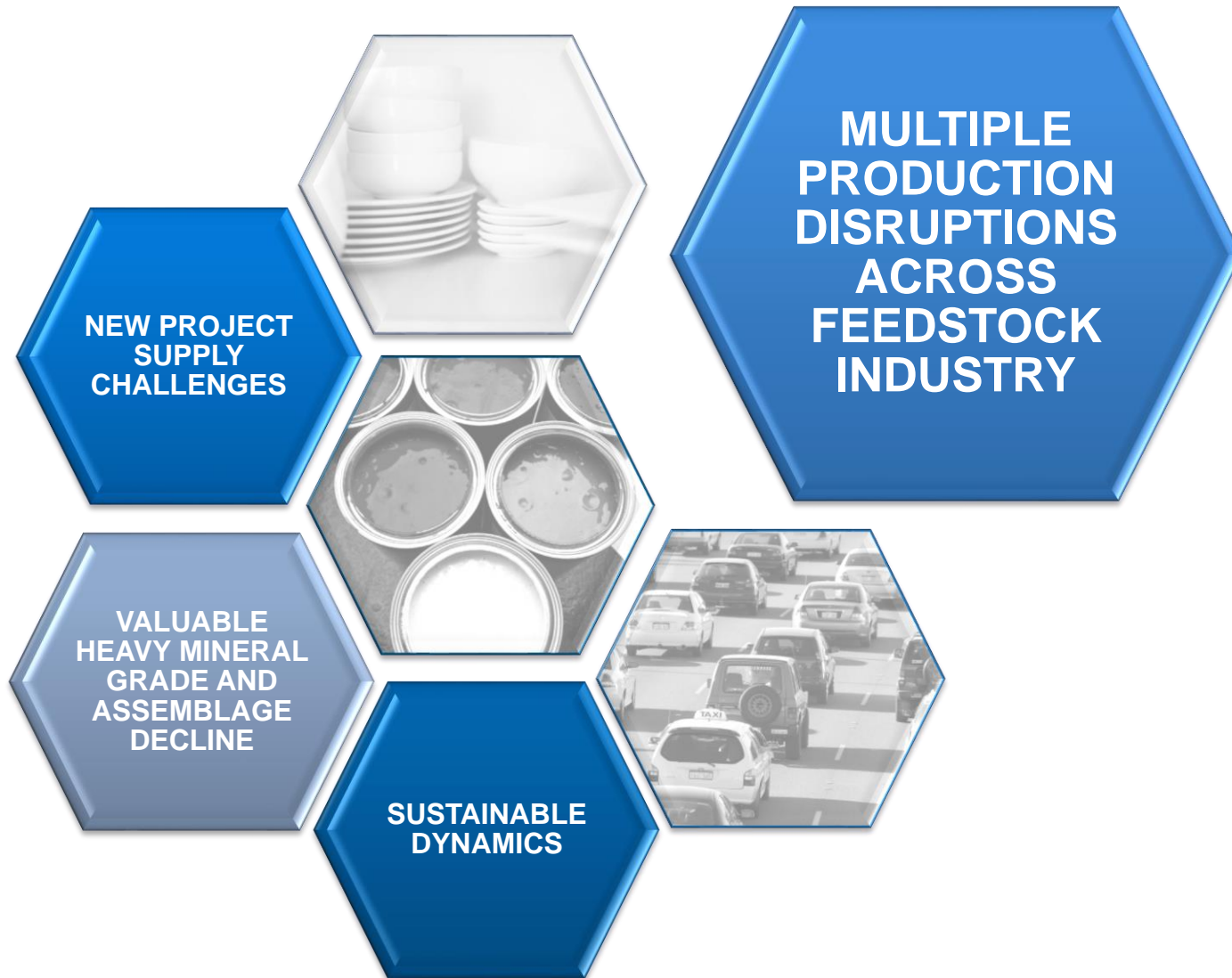


Industry Dynamics

ILUKA



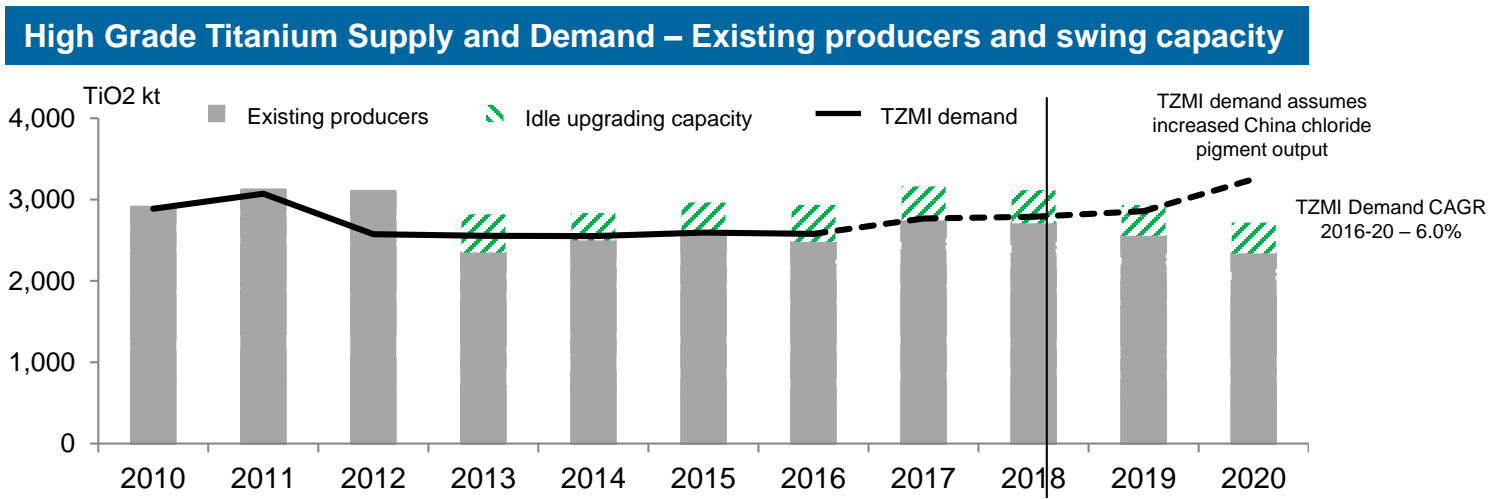
Industry Challenges Of Current Market



High Grade Titanium Dioxide Supply/Demand




- Supply–demand overlaid with swing capacity not requiring additional mine investment
- Subject to price rises inducing brownfields investment, the high grade market has sufficient supply capacity to meet demand to 2019
 - This idle capacity has existed for five years, with major producers exhibiting supply discipline
- Between the three major producers, there is sufficient capacity and feedstock supply to fill the emerging gap
- If all potential suppliers enter the market, the high grade market would have ample supply capacity
- Highlights importance of Iluka’s strategy to secure offtake for Cataby project



This slide should be read in conjunction with the disclosure in respect of forward looking statements on slide 2
 Source: Iluka supply and TZMI demand August 2017

Global Mineral Sands Production

While ilmenite is the largest mineral by volume, Zircon, Rutile and upgraded feedstock such as SR provide the value

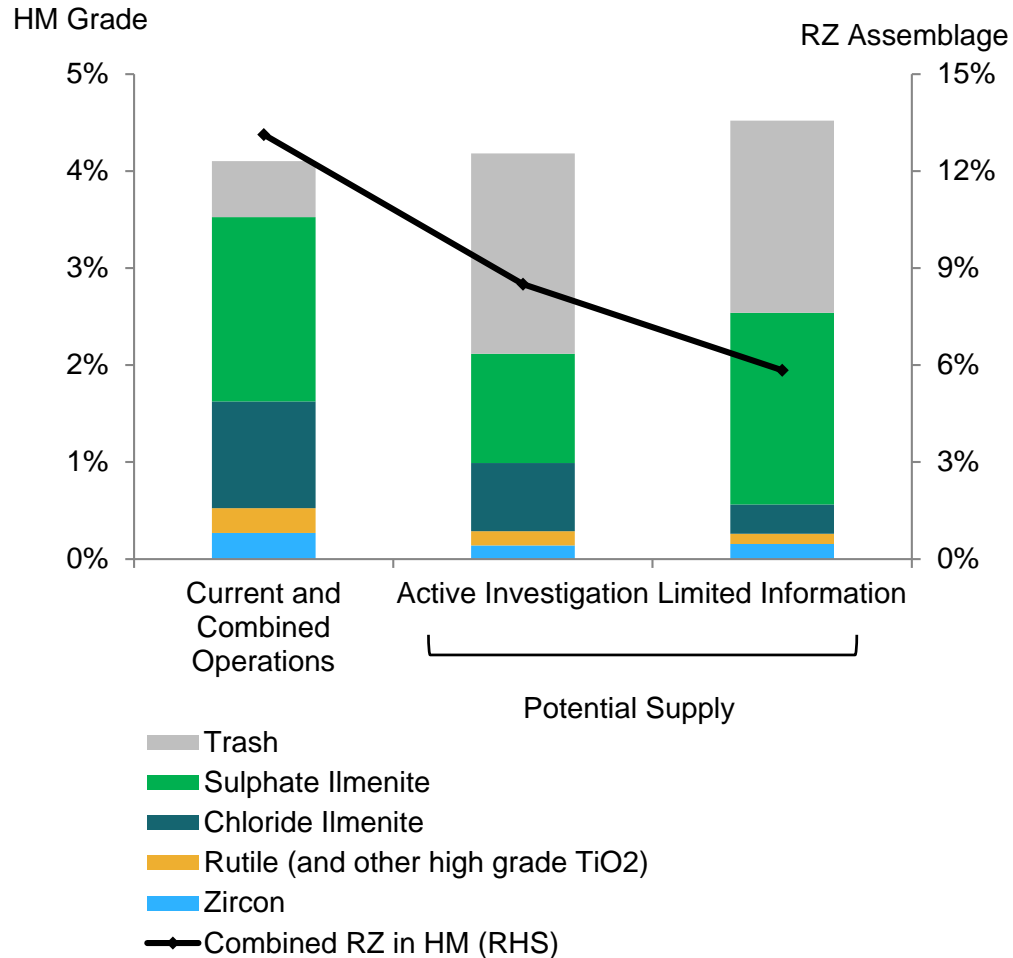


All titanium feedstock volumes in TiO2 units
Source: Iluka and TZMI

* 2016 product volumes and 2016 industry average prices

Valuable Heavy Mineral Decline

Global Mineral Sands Resources Assemblage



Iluka's assessment of industry ore bodies

- Trash component in heavy mineral grade increasing
- Rutile and zircon assemblage falling

Industry challenge

- Need technical solutions for unconventional ore bodies and product specifications
- Exploration to find better ore bodies
- Achieving prices that maximise ROI
- Without incentivising substitution and thrifting

New Project Supply Challenges

Unconventional deposits requiring technical solutions (eg. fine minerals, depth, product quality)

Zircon and rutile typically induced as **by-products** of ilmenite projects

Limited high zircon and rutile assemblage projects

Higher unit costs due to grade, distance to infrastructure and other factors

Higher sovereign risk locations

Iluka evaluates many projects and will remain disciplined in allocating capital.

In a tightening market, new projects may progress despite challenges.

Business Focus

Operational excellence



Sustainable development



Expansion and improvements



Marketing strategy



Iluka's Asset Base

60 years experience in exploration, project development, mining, processing and marketing of mineral sands.



The company is a major producer of zircon and high-grade titanium dioxide products.

Project Updates – Cataby and SRL

Significant efforts underway to meet customer demand



Sierra Leone

Gangama dry mine
Lanti dredge & dry mine
Sembehun deposits



Western Australia
Synthetic rutile kiln
Cataby project

Synthetic Rutile (SR)



- Two SR kilns located at Capel, 122 miles south of Perth
 - SR 2 currently running at full capacity, SR 1 idle
 - Products include:
 - SR Premium 91.5% TiO₂
 - SR Standard 89.5% TiO₂
 - Activated Carbon
- SR 2 Kiln:
 - Capacity of 210ktpa SR and 20ktpa Activated Carbon
 - Record run of 5 years between last Major Maintenance Outage (MMO)
 - Ilmenite feedstock from internal and external sources
 - Cataby mine will feed SR 2 beginning in 2Q19 following MMO shut
- SR 1 Kiln:
 - Capacity 110ktpa SR
 - Currently idled



Activated Carbon (AC)



- High quality coal based AC produced from SR2 operations
 - Iluka AC products certified in Europe and USA (NSF & EN standards)
 - Potable Water
 - Food decolourisation
 - Industrial applications
- Channel to market through bulk sales to major AC manufacturers and distributors
- Significant global supply issues in 2018
 - China enforces environmental laws restricting production
- Iluka focus on AC sales and marketing has developed additional opportunities
- Iluka has announced a range of price increases for 2019
 - Prices increasing from Jan 1 ~20%
 - High quality products on allocation
- AC sales deliver additional value lowering SR production cost





- Large, chloride-ilmenite rich deposit, 110 miles north of Perth
 - Underpins continued synthetic rutile production at Capel
 - Offtake secured for 85% of SR production for minimum four years
 - Conventional mineral sands development
- All works progressing on-time and on-budget
 - Accommodation and power distribution nearing completion
 - Concentrator relocated from Eneabba, reassembly underway
 - Mining unit construction well advanced
 - Overburden removal underway
- Average annual production over 8.5 year mine life:
 - 200kt synthetic rutile (from ilmenite)
 - 30kt natural rutile
 - 50kt zircon
 - Potential to add four years to life of mine

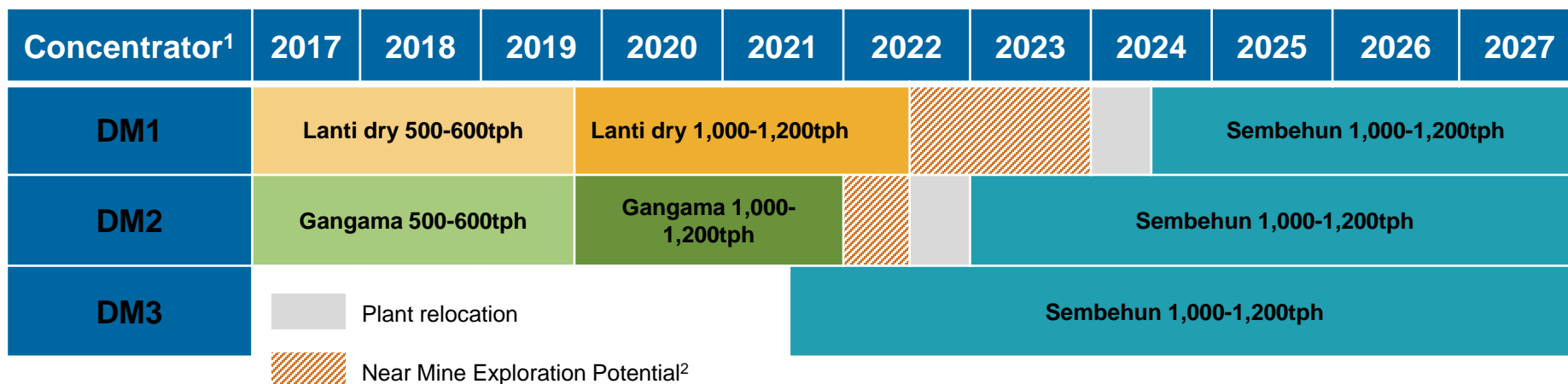
- DFS completed 2016
- Development approved December 2017
- Est. capex \$250-\$275 million
- 18 month construction period
- First production planned 2019



Sierra Rutile Expansion Profile



- Sierra Rutile expansion occurs across three mining fronts
- Initial Sembehun development includes infrastructure early works for road and bridge construction
- Mine moves from Lanti and Gangama are required to maintain expanded production levels



Note: Mining rates dependent on spiral plant feed

1. Rates refer to tonnes per hour (tph) ore feed rate and are an indicator of capacity of each concentrator and not expected production.
 2. Extension of DM1 + DM2 dependent on further study of near mine exploration potential. DM1 Production to 2027 includes approximately 12% Inferred Mineral Resource and 6% Exploration Target. DM2 Production to 2027 includes 5% Inferred Mineral Resource.
- While the Exploration Potential is hosted in the same geological setting as historically mined material, the production forecast from near mine exploration potential is based on a number of assumptions and limitations with the estimated grade and quantity being conceptual in nature. It is uncertain if future exploration will result in the estimation of a Mineral Resource or Ore Reserve.
 - The Ore Reserves, Mineral Resources and Exploration Targets underpinning the Production Targets have been signed-off by the Competent Person in previous releases to the ASX: Updated Mineral Resources and Ore Reserve Statement, dated 20 February 2017 and Sembehun Mineral Resource Increase and Pejebu Exploration Target, Sierra Rutile, dated 15 August 2018.
 - There is a low level of geological confidence associated with inferred mineral resources and there is no certainty that further exploration work will result in the determination of indicated mineral resources or that the production target itself will be realised.
 - The potential quality and grade of an exploration target is conceptual in nature, there has been insufficient exploration to determine a mineral resource and there is no certainty that further exploration work will result in the determination of mineral resources or that the production target itself will be realised.

Sierra Rutile – Near Mine Exploration

Near Mine Exploration Target¹

Consolidation and interrogation of historical SRL drilling data highlighted the Pejebu Exploration Target

Pejebu Exploration Target is 15 – 20 Mt HM at 0.9% to 1.1% in situ rutile grade

Potential 135 to 220 thousand tonne in situ rutile

Adjacent to the historical Pejebu dredge path

Drilling in progress, Mineral Resource Modelling in Q4

Near Mine Resource Development

Drilling in progress to upgrade confidence of existing ML1 Mineral Resources

Drilling in progress at Gangama North and West, Taninahun and Ndendemoia Prospects

Adjacent or proximal to current production areas

Conventional material that may feed DM1 and DM2

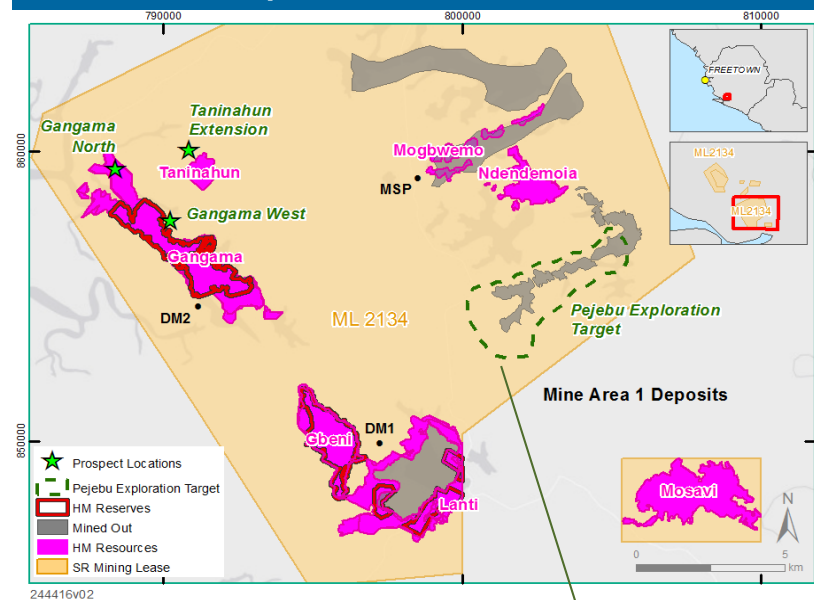
Updated Mineral Resource estimation in Q4

Updated Mineral Resource reporting expected early 2019

Additional feed to DM1 and DM2 may delay mining unit relocation to Sembehun

¹ Refer to ASX Release “Sembehun Mineral Resource Increase and Pejebu Exploration Target, Sierra Rutile” 15 August 2018. The potential quantity and grade is conceptual in nature, there has been insufficient exploration to estimate a Mineral Resource and it is uncertain if further exploration will result in the estimation of a Mineral Resource.

Sierra Rutile deposits



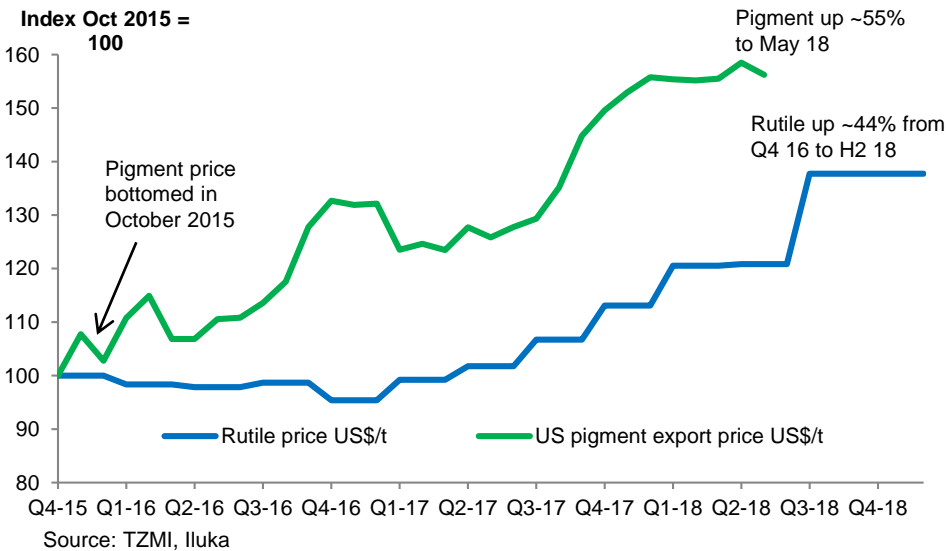


High Grade Titanium Market – Sustainable Returns

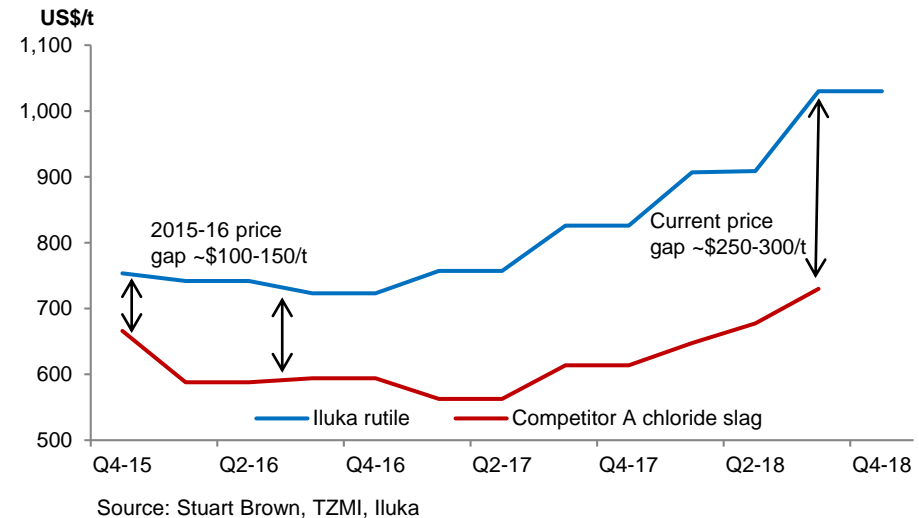


2018 Titanium Feedstock Market

Rutile prices increasing, historical lag to pigment prices



Rutile premium



- Positive conditions in downstream pigment market (90% of demand)
- Pigment prices up 55% from market low (Oct 2015)
- Pigment pricing now showing signs of slowing with latest (Q4) price rise of \$60-\$80/t announced
- Feedstocks prices traditionally lag pigment prices by 6-12 months
- Rutile prices now up 44% from market low (Q4 2016)

1. Feedstock supply will remain constrained in the near to medium term

2. Iluka investing heavily in new projects to meet customer demand – most since 2008

3. Challenge for Iluka and industry – sustainable returns



ILUKA

For more information contact:

Robert Gibney – GM TiO₂ Sales
robert.gibney@iluka.com

www.iluka.com

