



ILUKA

2019 Bank of America Merrill Lynch Global Metal, Mining and Steel Conference

Tom O'Leary, Managing Director

This presentation has been prepared by Iluka Resources Limited (Iluka). By accessing this presentation you acknowledge that you have read and understood the following statement.

This document provides an indicative outlook for the Iluka business in the 2019 financial year. The information is provided to assist sophisticated investors with the modelling of the company, but should not be relied upon as a predictor of future performance. The current outlook parameters supersede all previous key physical and financial parameters.

This information is based on Iluka forecasts and as such is subject to variation related to, but not restricted to, economic, market demand/supply and competitive factors. It is Iluka's approach to modify its production settings based on market demand, and this can have a significant effect on operational parameters and associated physical and financial characteristics of the company.

Forward Looking Statements

This presentation contains certain statements which constitute "forward-looking statements". Often, but not always, forward looking statements can generally be identified by the use of forward looking words such as "may", "will", "expect", "plan", "believes", "estimate", "anticipate", "outlook" and "guidance", or similar expressions, and may include, without limitation, statements regarding plans; strategies and objectives of management; anticipated production and production potential; estimates of future capital expenditure or construction commencement dates; expected costs or production outputs; estimates of future product supply, demand and consumption; statements regarding future product prices; and statements regarding the expectation of future Mineral Resources and Ore Reserves.

Where Iluka expresses or implies an expectation or belief as to future events or results, such expectation or belief is expressed in good faith and on a reasonable basis. No representation or warranty, express or implied, is made by Iluka that the matters stated in this presentation will in fact be achieved or proved to be correct.

Forward-looking statements are only predictions and are subject to known and unknown risks, uncertainties, assumption and other important factors that could cause the actual results, performances or achievements of Iluka to differ materially from future results, performances or achievements expressed, projected or implied by such forward-looking statements. Readers are cautioned not to place undue reliance on these forward-looking statements, which speak only as of the date thereof. Such risks and factors include, but are not limited to: changes in exchange rate assumptions; changes in product pricing assumptions; major changes in mine plans and/or resources; changes in equipment life or capability; emergence of previously underestimated technical challenges; increased costs and demand for production inputs; and environmental or social factors which may affect a licence to operate, including political risk.

Capital estimates include contingency and risk allowances commensurate with international estimating classification systems.

To the extent permitted by law, Iluka, its officers, employees and advisors expressly disclaim any responsibility for the accuracy or completeness of the material contained in this presentation and exclude all liability whatsoever (including in negligence) for any loss or damage which may be suffered by a person as a consequence of any information in this presentation or any error or omission therefrom. Iluka does not undertake to release publicly any revisions to any forward-looking statement to reflect events or circumstances after the date of this presentation, or to reflect the occurrence of unanticipated events, except as may be required under applicable securities laws.

No independent third party has reviewed the reasonableness of the forward looking statements or any underlying assumptions.

Non-IFRS Financial Information

This document contains non-IFRS financial measures including cash production costs, non production costs, Mineral Sands EBITDA, Underlying Group EBITDA, EBIT, free cash flow, and net debt amongst others. Iluka management considers these to be key financial performance indicators of the business and they are defined and/or reconciled in Iluka's annual results materials and/or Annual report. Non-IFRS measures have not been subject to audit or review.

All figures are expressed in Australian dollars unless stated otherwise.





2018 Sustainability Results




22% decrease in serious potential incidents
3.5 TRIFR¹



741 hectares of land rehabilitated



Human rights policy released



Climate change approach developed
Aligned with TCFD recommendations



Approach to Tax Statement published

Member of
Dow Jones Sustainability Indices

In Collaboration with RobecoSAM



FTSE4Good

Iluka's Sustainability Approach

Key pillars of approach: people, health and safety, social performance, environment, economic responsibility and governance.

Delivery of sustainable returns requires skilled, engaged, diverse and empowered workforce.

Ongoing trust of our communities earned from delivering on commitments.



¹. Total recordable injury frequency rate



Tailings storage facilities management

Active tailings storage facilities in Australia and Sierra Leone

No upstream raised tailings containments

Facilities constructed to full height or with downstream method, audited annually and inspected regularly by operational teams

Risk-based approach to tailings management in accordance with ANCOLD guidelines

Water Management

Site-specific water management plans and water balances guide responsible water use throughout the mine lifecycle

Water recycling utilised where possible and fresh water consumption minimised

Climate Change Approach

Support of the Paris Agreement objectives and IPCC assessment of climate change science

Commitment to align with the Task Force on Climate-related Financial Disclosures (TCFD) recommendations over 3 year period

TCFD year 1 focus: Scenario analysis to assess physical risks and opportunities from climate change

Human Rights

Human Rights Policy released and work program underway

Supply chain screening to identify and mitigate occurrences of modern slavery in preparation for *Modern Slavery Act 2018* reporting



Strong Market Fundamentals

Mineral sands demand linked to urbanisation, rising living standards, increasing array of applications

Quality Mineral Sands Assets

Australia and Sierra Leone operations
Product mix weighted to premium zircon and high grade titanium dioxide

Project Pipeline

Sustaining and growth projects in Australia and Sierra Leone

Value Driven Marketing Model

Direct customer relationships
Price driven by value in use
Focussed on sustainable pricing

Capital Discipline Framework

Strong balance sheet, disciplined capital allocation
Focus on shareholder returns via dividend framework

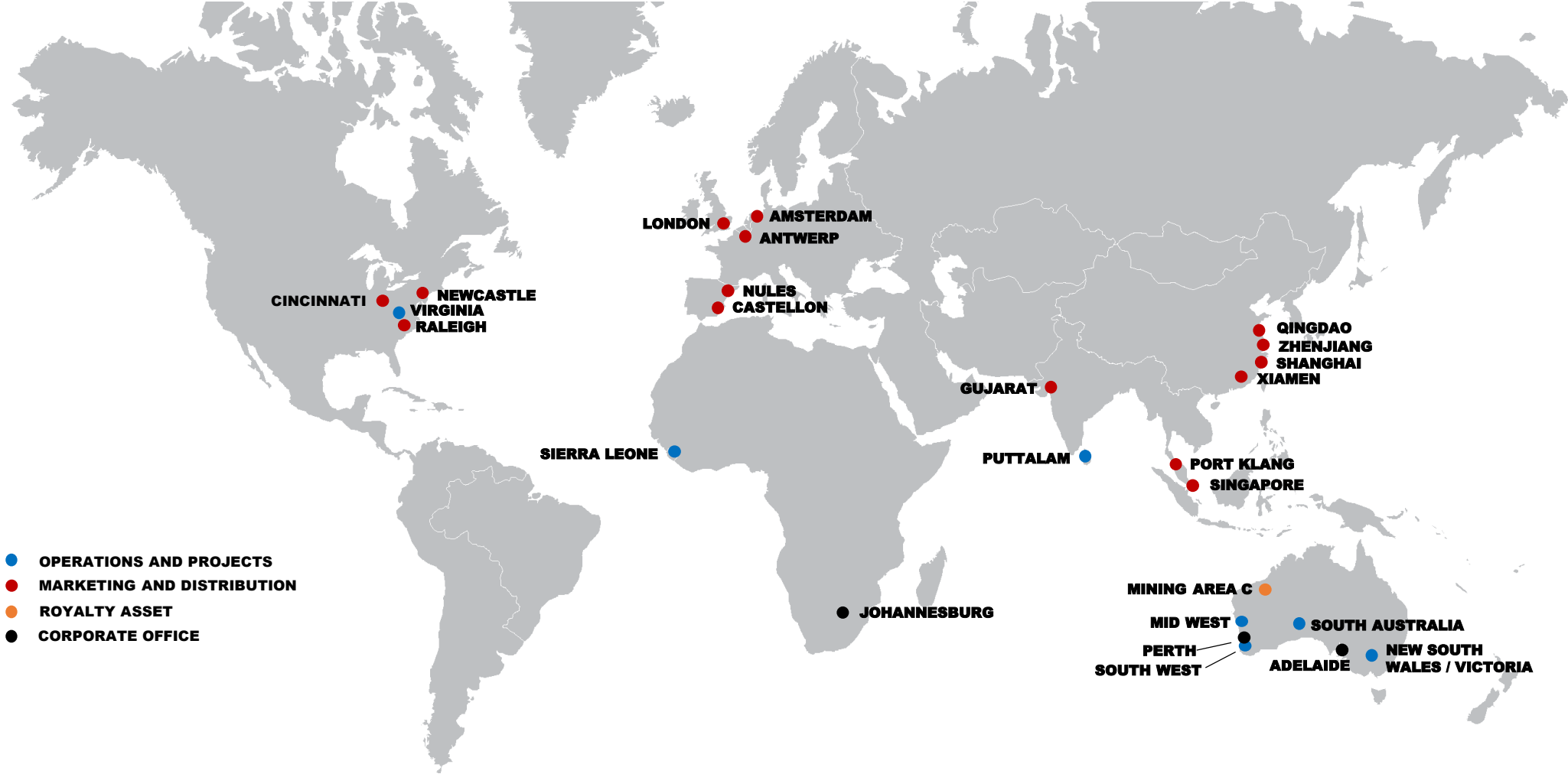
World-class Iron Ore Royalty

Royalty stream from BHP's Mining Area C hub in Western Australia
Growth from BHP's South Flank development



Iluka's Asset Portfolio

60 years experience in mineral sands exploration, project development, mining, processing and marketing





**Mineral sands
revenue ▲ 22%**

Zircon prices ▲ 41%
Rutile prices ▲ 21%

**\$600m
EBITDA**

▲ 67%
48% EBITDA margin

**\$304m
NPAT**

**\$304m
Free cash flow**

**40% free cash
flow returned to
shareholders**

29 cents full year
dividend, fully franked

**54% ROC
32% ROE**

**\$2m
Net cash**

(as at 31 Dec)
Net debt at end 2017 \$183m
\$312m capex on growth

Cataby, Western Australia



- Large chloride ilmenite rich deposit
- 150km north of Perth
- Ilmenite to feed synthetic rutile kiln
- Synthetic rutile offtake contracts underpin returns
- Significant zircon and rutile production
- 8.5 year mine life, with potential 4 year extension

Jacinth-Ambrosia, South Australia



- World's largest zircon mine
- Discovered in 2004, mining commenced 2010
- Iluka's major source of zircon production
- Mining ceasing at Jacinth deposit in 2H19
- Move to Ambrosia deposit accelerated to smooth production
- Studies commenced for potential satellite mine at Atacama

Sierra Rutile, Sierra Leone



- Began operations 1960s
- Acquired by Iluka in December 2016
- World's largest rutile mine
- Large, long life operations (~20 years)
- Planned closure of dredge operation completed Q1 2019

Pipeline of Growth Projects



Ambrosia, South Australia

Mine move to Ambrosia brought forward to 2019 to smooth zircon production
Construction and earth works progressing

Wimmera, Victoria

Zircon and rare earth project
Feasibility study commenced
Test pit completed and customer samples prepared

Atacama, South Australia

Satellite deposit to existing J-A operation
Feasibility study commenced
Potential to add material zircon production

Other

Eneabba Mineral Sands Recovery, Western Australia

Monazite-rich stockpile from historic mining
Feasibility study commenced
Simple process proposed with low capital expenditure



Lanti and Gangama expansions, Sierra Leone

Doubling of mining capacity at Lanti and Gangama operations
Both scheduled for commissioning in 2019

Sembehun, Sierra Leone

Expansion to new deposit
Currently undergoing value optimisation work
Optimisation studies completing H2 2019

SR1 restart, Western Australia

Scoping study commenced
Potential for ~120ktpa of synthetic rutile
Subject to appropriate commercial arrangements

Balranald, New South Wales

Rutile and zircon rich deposits
Development of innovative underground mining method via directional drilling
Final field trial subject to Board decision in H2 2019



Wimmera, Victoria

Catby, Western Australia



Major works:

2 in-pit mining units
Wet concentrator
Power, water, roads, camp
Highway upgrade
Processing plant upgrades

\$265-275m Capex

Completed within budget
and on schedule

600+ people on site

900,000 hours worked
(Jan 18 – Mar 19)

Utilising existing assets

Concentrator relocation to mine
Mineral processing plant
SR2 kiln

**Major ongoing
regional employer**

Kiln Major Maintenance Outage, Western Australia



Major works:

SR2 kiln reline
New rotary cooler shell
New quench tower

~\$35m Capex


Completed on budget, ahead
of schedule

600+ tasks

400+ people on site

Zero

Level 3+ environmental incidents



Lanti and Gangama Expansion, Sierra Leone



Doubling of capacity at each operation

To 1,000-1,200 tonnes per hour (ore feed rate)

- Duplication of existing design
- Gangama expansion: commissioning underway
- Lanti expansion: commissioning mid 2019
- Both expansions ramping up in H2 2019
- Projects on schedule and on budget



Ambrosia, South Australia



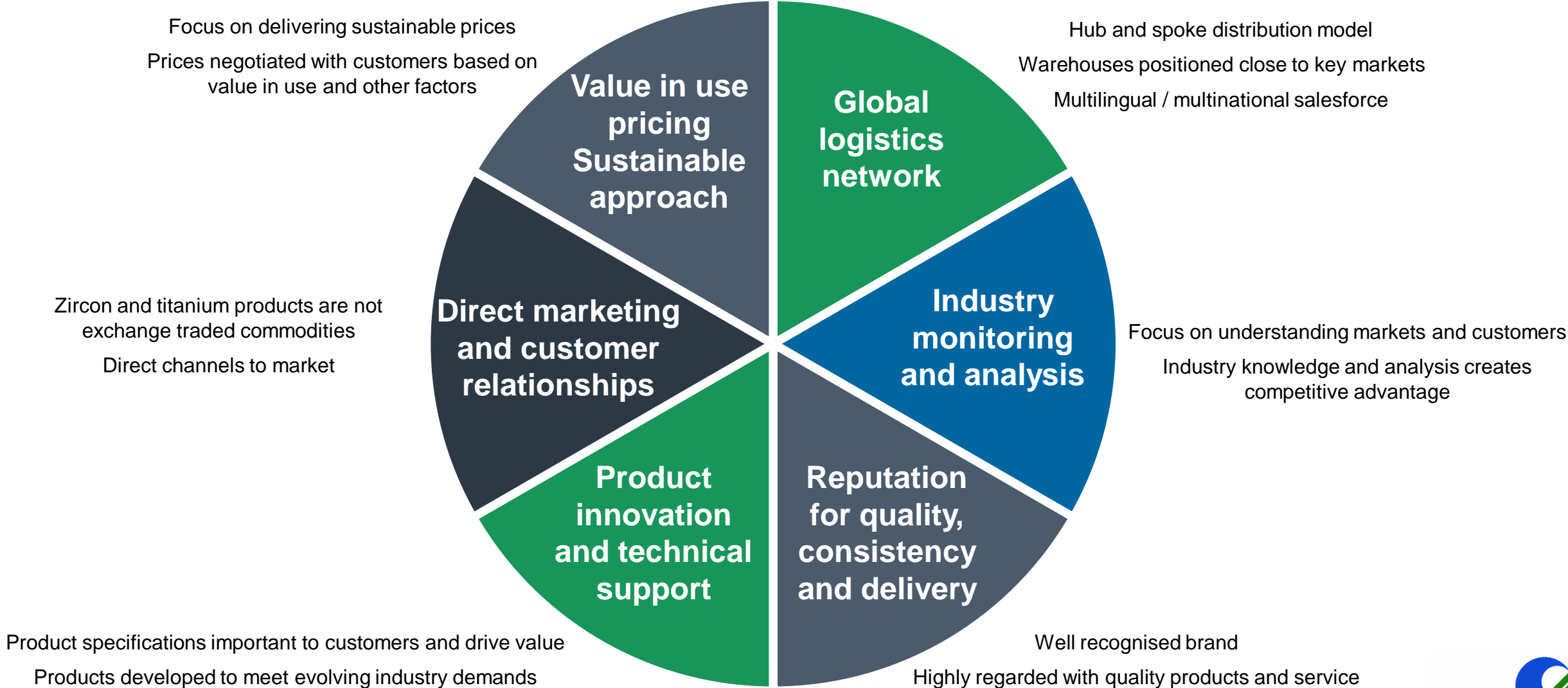
Early mine move

Smooths production to partially offset grade decline

- Utilises existing mining and concentrating assets
- \$35m capex budgeted in 2019
- \$20m further capex in 2020/21 for tailings management
- Progressing ahead of schedule
- Move to Ambrosia planned for H2 2019



Iluka's Marketing Model of Value Creation



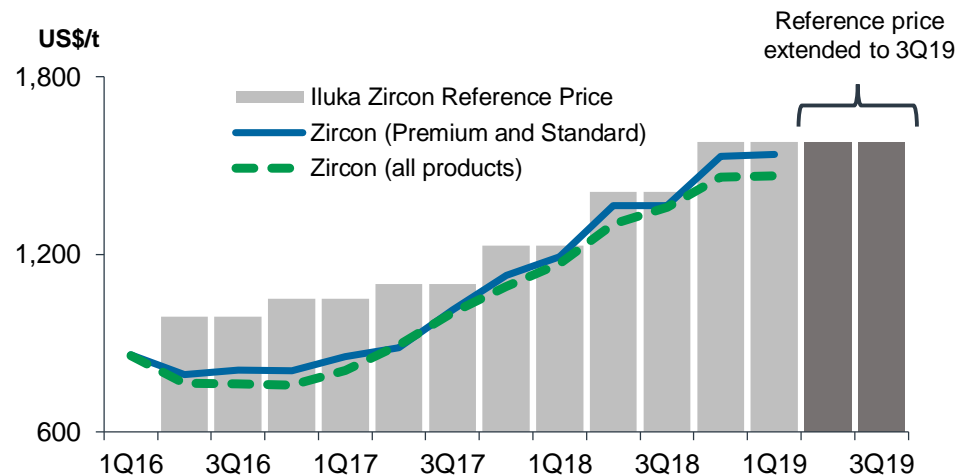
Sustainable pricing based on value in use

Zircon Pricing Model

Iluka introduced Zircon Reference Price in 2016

- Provides transparency for customers
- Actual price paid function of location, quantity, quality, purchase history etc

Iluka's Zircon Reference Price has delivered sustainable price growth



Notes: Zircon Reference Price is based on a 2 tonne bag of Zircon Premium, DAT, ex-China warehouse. Price differential between Zircon (Premium and Standard) and Zircon (all products) varies based on the price of each product and the mix of products sold in each period.

Titanium Pricing Model

Titanium feedstock prices negotiated with each customer

- Pricing based on specifications, relative economic value

High grade feedstock has natural advantage in production processes and Iluka's main products have high 'value in use'

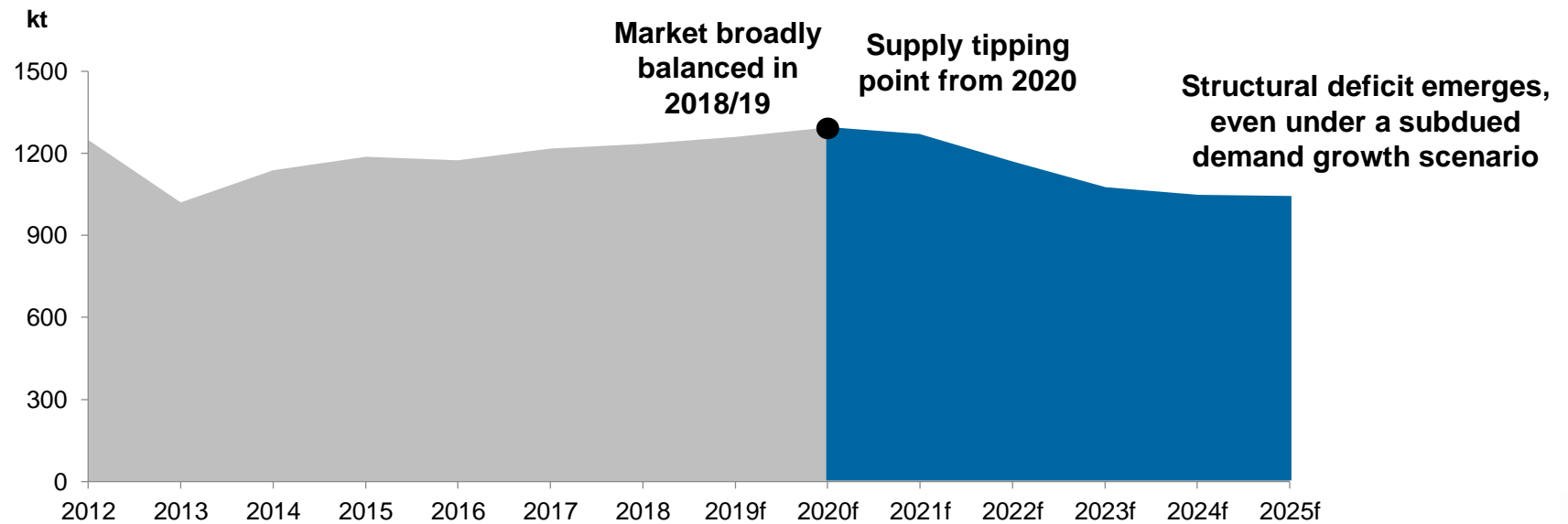
- Less waste
- Less consumables

Innovative contracting mechanisms to provide certainty for customers and protect Iluka's margins



Lack of quality mineral sands projects, particularly with high zircon assemblage, and depletion of current operations (which includes Iluka)

Global Zircon Supply Outlook



Production outlook only includes new projects with funding approval.

Source: Iluka and TZMI

- Some slowness in ceramic plant restarts in China following Chinese new year
- Improvements in Chinese housing market expected to support demand
- Environmental inspections continue with China Customs inspections now also stricter
- Cautious buying in European markets and drawing down of inventories
- Global supply remains tight for Premium zircon, although Standard zircon is now well supplied
- Progressive pick-up of consumption expected throughout rest of 2019



Recent decoupling of rutile and pigment prices due to supply tightness in very high grade feedstock market

1. Pigment and rutile prices have historically moved together with lag of 6 to 12 months

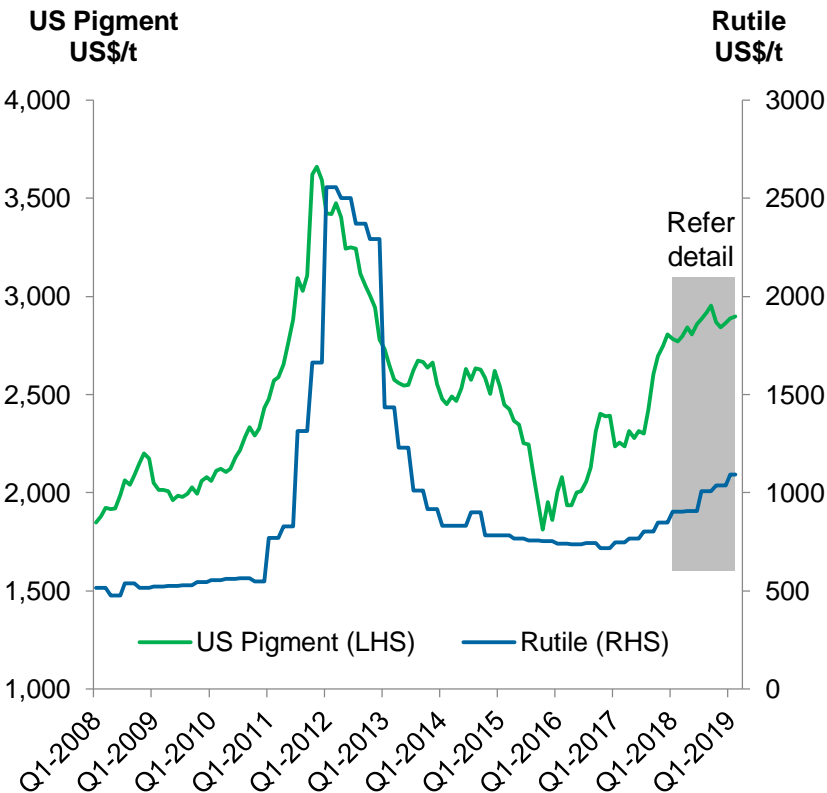


2. Pigment price growth eased in 2018 while rutile price growth continued with further growth expected

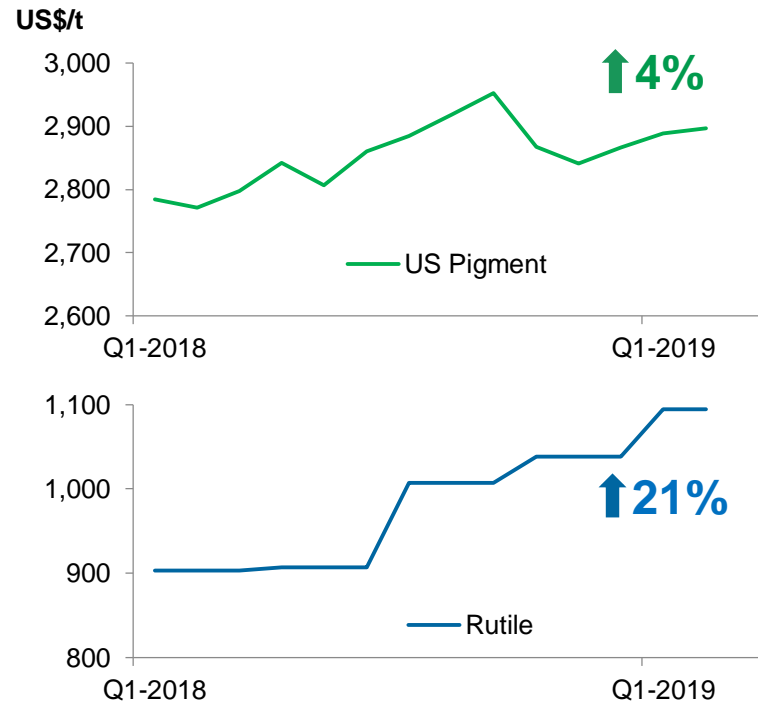


3. Rutile market dynamics no longer mimic other titanium feedstocks - instead pricing driven by rutile supply tightness

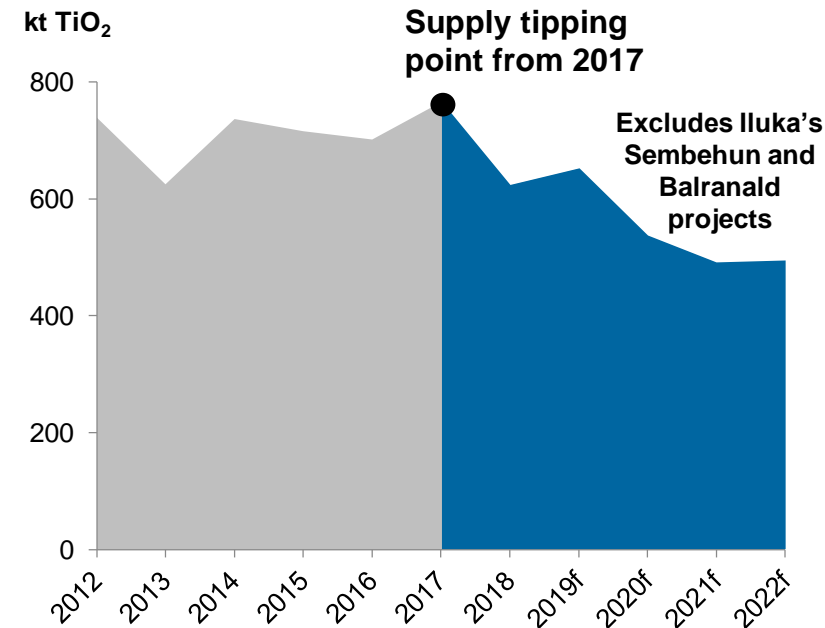
Rutile and US Pigment Prices, from 2008



Rutile and US Pigment Prices, from 2018



Global Rutile Supply Outlook



Source: Iluka and TZMI



- Pigment demand stable in Q1 2019
 - Pigment producers commentary suggests stronger demand in H2 2019
- Pigment producers continue to use high grade feedstocks to increase plant throughput
- Minimal inventories through value chain
- Outlook for continued growth in demand over 2019
- Iluka unable to satisfy all requests for feedstock
 - Majority of product contracted or committed for 2019



\$56m
EBITDA
2018

~\$800m
EBITDA
Since mining
commenced

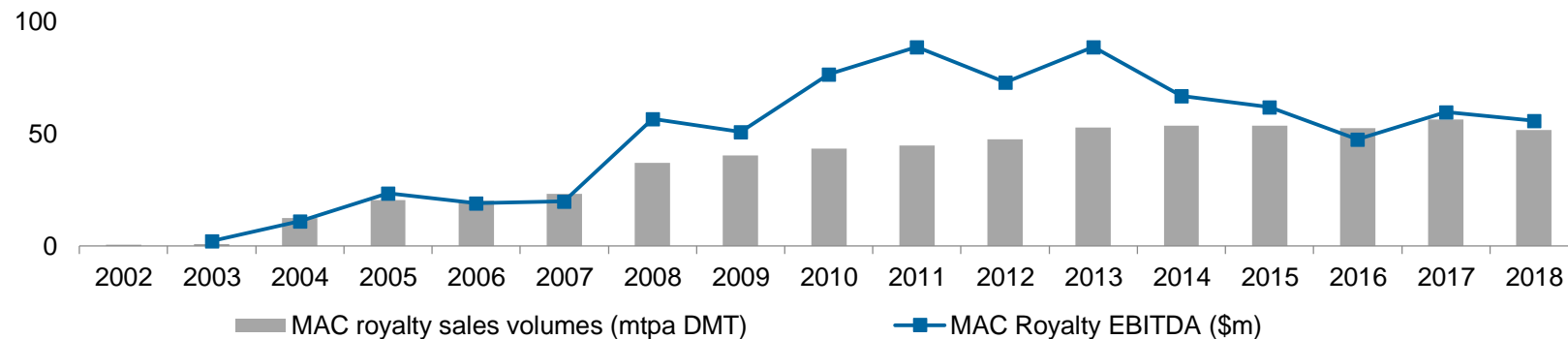
- Iluka holds a royalty over iron ore from BHP’s Mining Area C (MAC), Western Australia
- Terms of royalty:
 - 1.232% of Australian denominated revenue from royalty area; and
 - one-off payment of A\$1 million per million tonne increase in annual capacity
- Royalty revenue set to grow with BHP’s South Flank development

South Flank Development

- Approved by BHP Board June 2018
- ~145Mtpa (WMT) from combined MAC hub
- Quality ore – contributing to increase in BHP’s Western Australian average iron grade from 61% to 62%, and overall proportion of lump from 25% to ~35%
- Project 29% complete (as at April 2019)
- Initial production target 2021
- 25+ year life

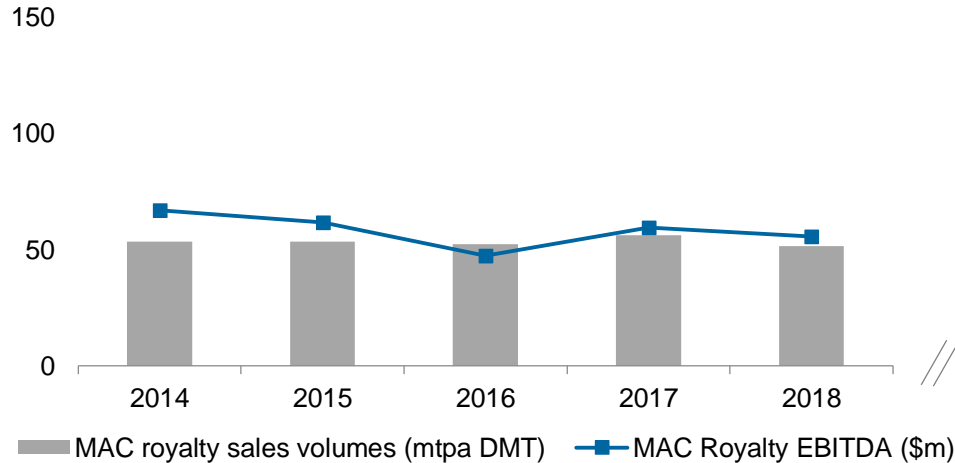
Source: BHP

Iluka Royalty EBITDA and Mining Area C Sales Volumes (DMT)

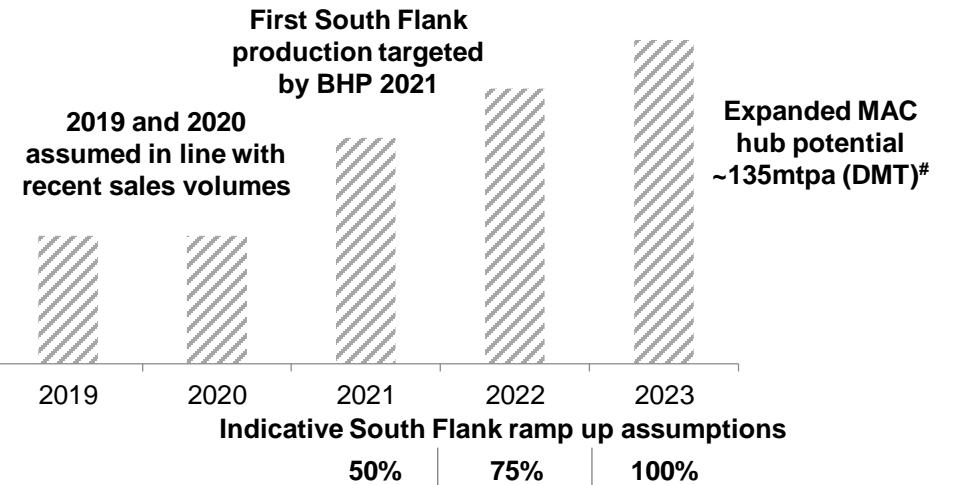




Historical Royalty EBITDA and Mining Area C Sales Volumes (DMT)



Indicative Royalty Sales Volumes (DMT) with South Flank Development



Royalty revenue set to grow with South Flank development

Earnings contribution will be dependent on the rate of ramp up, iron ore pricing, the ratio of lump to fines, the premium lump attracts over fines and the USD:AUD exchange rate.

- If 145mtpa (WMT) production is achieved by 2023 (135mtpa DMT), the lump ratio from South Flank is 35% and the premium attracted by lump is 20%, then EBITDA contribution in that year could be as shown.
- In addition to annual royalty earnings, one-off capacity payments will be approximately A\$80 million, payable as annual tonnages increase over the course of the ramp up of South Flank.

Royalty revenue (A\$)		Iron Ore Fines: US\$/DMT, 62% Fe (FOB)		
		50	55	85*
AUD:USD	0.75	\$118m	\$129m	\$200m
	0.70	\$126m	\$139m	\$214m
	0.65	\$136m	\$149m	\$231m

#145mtpa (WMT) expanded MAC hub potential assumption in line with BHP disclosures, noting BHP's May 2017 EPA approval has nominal combined processing rate of 150mtpa (WMT) of blended ore.

* Based on spot pricing as at 10 May 2019



Strong Market Fundamentals

Mineral sands demand linked to urbanisation, rising living standards, increasing array of applications

Quality Mineral Sands Assets

Australia and Sierra Leone operations
Product mix weighted to premium zircon and high grade titanium dioxide

Project Pipeline

Sustaining and growth projects in Australia and Sierra Leone

Value Driven Marketing Model

Direct customer relationships
Price driven by value in use
Focussed on sustainable pricing


Capital Discipline Framework

Strong balance sheet, disciplined capital allocation
Focus on shareholder returns via dividend framework

World-class Iron Ore Royalty

Royalty stream from BHP's Mining Area C hub in Western Australia
Growth from BHP's South Flank development





For more information contact:

Melissa Roberts, General Manager – Investor Relations and Commercial Mineral Sands Operations
investor.relations@iluka.com
+61 (0) 450 398 431



ILUKA