



Iluka Resources Limited Mineral Sands By-Product Disposal

Planning Permit 15-105

**Crown Allotments 91, 94, 95, 96
Parish of Telangatuk**

Environmental Management Plan and Rehabilitation Performance Report – H1 2019

Iluka Ref: UDOCS 0058-1414587248-888

Contact:
Nick Travers
Environment Superintendent, Murray Basin
Nick.Travers@iluka.com

Document control

Revision	Details of review or changes	Prepared by	Date created
0	Draft	S. Alexander	06-08-2019
1	Final	NT & SA	25-10-2019

Table of contents

1	EXECUTIVE SUMMARY	5
2	INTRODUCTION	6
2.1	PLANNING PERMIT 15-105.....	6
2.2	COMMENCEMENT OF THE PERMIT	6
2.3	ENDORSED PLANS.....	9
2.4	PERFORMANCE REPORTING	9
2.5	REHABILITATION AND VEGETATION MANAGEMENT PLAN.....	10
3	DELIVERY AND DISPOSAL OF MATERIALS INTO PIT 23	11
4	MONITORING RESULTS	12
4.1	GROUNDWATER.....	12
4.2	SURFACE WATER QUALITY	29
4.3	NOISE.....	34
4.4	PM10 CONCENTRATIONS IN AIR.....	34
4.5	RADIATION MONITORING – OTHER	38
5	MANAGEMENT ACTIONS	42
5.1	MONITORING BORE AUDITS.....	42
5.2	GROUNDWATER FLOW PATHS FROM PIT 23.....	42
5.3	GROUNDWATER MODEL REVIEW AND RECALIBRATION.....	44
5.4	MAXIMUM SURFACE LEVEL OF DISPOSED MATERIALS IN PIT 23	44
5.5	NON-COMPLIANCES	44
5.6	COMMENTS AND COMPLAINTS RECEIVED	44
5.7	H1 2019 COMPLETED ACTIONS.....	44
5.8	H2 2019 PROPOSED ACTIONS.....	45
5.9	OTHER MATTERS	45
6	REFERENCES	46
7	APPENDICES.....	47
	APPENDIX A: MONITORING DATA (LAB) – RADIATION – SURFACE WATER.....	47
	APPENDIX B: MONITORING DATA (LAB) – GROUNDWATER.....	48
	APPENDIX C: MONITORING DATA (FIELD) – GROUNDWATER	84
	APPENDIX D: MONITORING DATA (LAB) – SURFACE WATER	105
	APPENDIX E: MONITORING DATA (FIELD) – SURFACE WATER.....	107

List of tables

Table 1: Pit 23 monitoring bore status (as at 30/6/2019)	12
Table 2: Monitoring bores - standing water Levels (mAHD)	14
Table 3: Groundwater monitoring locations – ionic ratio balance results	17
Table 4: Groundwater radionuclide concentrations vs. ionic balance ratios, H1 2019	21
Table 5: Groundwater quality exceedances vs ionic balance ratios, H1 2019	29
Table 6: Surface water monitoring - ionic ratio balance results	31
Table 7: Monitoring program – radionuclide concentrations in surface water	32
Table 8: Electrical Conductivity and Turbidity concentrations in surface water	34
Table 9: Lyons H1 2019 PM ₁₀ exceedance assessment	36
Table 10: Radon concentrations within Pit 23 for H1 2019	39
Table 11: Thoron concentrations within Pit 23 for H1 2019	39
Table 12: Gross Alpha radiation in PM ₁₀ dust	41

List of figures

Figure 1: Douglas Mine and Pit 23 regional location	7
Figure 2: Pit 23 location	8
Figure 3: Pit 23 updated groundwater monitoring network (as at 30/6/2019)	13
Figure 4: Groundwater elevation (mAHD) – bores in predicted flow path	15
Figure 5: Groundwater elevation (mAHD) – bores up-gradient of Pit 23	15
Figure 6: Groundwater elevation (mAHD) – cross-gradient and background bores	16
Figure 7: U-238 and ionic balance trends – up-gradient bores (1 of 2)	25
Figure 8: U-238 and ionic balance trends – up-gradient bores (2 of 2)	25
Figure 9: Ra-228 and ionic balance trends – up-gradient bores (1 of 2)	25
Figure 10: Ra-228 and ionic balance trends – up-gradient bores (2 of 2)	25
Figure 11: U-238 and ionic balance trends – down-gradient bores (1 of 2)	26
Figure 12: U-238 and ionic balance trends – down-gradient bores (2 of 2)	26
Figure 13: Ra-228 and ionic balance trends – down-gradient bores (1 of 2)	26
Figure 14: Ra-228 and ionic balance trends – down-gradient bores (2 of 2)	26
Figure 15: U-238 and ionic balance trends – cross-gradient bores (1 of 2)	27
Figure 16: U-238 and ionic balance trends – cross-gradient bores (2 of 2)	27
Figure 17: Ra-228 and ionic balance trends – cross-gradient bores (1 of 2)	27
Figure 18: Ra-228 and ionic balance trends – cross-gradient bores (2 of 2)	27
Figure 19: U-238 and ionic balance trends – bores representing background (1 of 2)	28
Figure 20: U-238 and ionic balance trends – bores representing background (2 of 2)	28
Figure 21: Ra-228 and ionic balance trends – bores representing background (1 of 2)	28
Figure 22: Ra-228 and ionic balance trends – bores representing background (2 of 2)	28
Figure 23: Ra-226 and Ra-228 in surface water	33
Figure 24: Uranium and U-238 in surface water	33
Figure 25: Electrical conductivity and Turbidity in surface water (DUSW14)	34

Figure 26: PM10 dust concentrations at neighbouring residences vs. daily rainfall 35

Figure 27: Pit 23 air quality (PM₁₀) monitoring locations 37

Figure 28: Radon and thoron detectors 38

Figure 29: Radon concentration in air, 2019 40

Figure 30: Thoron concentration in air, 2019 40

Figure 31: Gross Alpha Radiation in PM10 Dust 41

Figure 32: 2015 vs 2019 interpreted groundwater contours (CDM Smith 2015; EMM 2019) 43

1 Executive Summary

Iluka Resources Limited (Iluka) operates the Pit 23 by-products disposal facility located at the Douglas Mine in the Kanagulk area and within the municipality of the Horsham Rural City.

Pursuant to Planning Permit 15-105 issued by Horsham Rural City Council (HRCC), and the subsidiary Pit 23 Incoming Waste Monitoring Plan (IWMP), the Pit 23 facility is approved for the disposal of mineral separation by-products and used dust filter bags from the Iluka Hamilton Mineral Separation (MSP) which contain or are contaminated with Naturally Occurring Radioactive Material (NORM), and concrete and steel which contains or is contaminated with NORM associated with plant and infrastructure from nominated Iluka sites within Victoria.

Complementing the IWMP are the endorsed Pit 23 Environmental Management Plan (EMP) which addresses the identification, management and monitoring of environmental risks associated with the approved development and use; and the endorsed Rehabilitation and Vegetation Management Plan (R&VMP) which addresses the future rehabilitation of the Pit 23 facility including infrastructure decommissioning, landform reinstatement and end land use.

This report is submitted in accordance with Section 12.2 of the endorsed Iluka Pit 23 EMP and outlines the results of monitoring and management actions undertaken during the period 1st January 2019 to 30th June 2019. A separate report for the H2 2019 period will be submitted in Q1 2020.

Key commentary on environmental monitoring outcomes and performance against compliance objectives in the Pit EMP for the H1 2019 reporting period:

- There were no exceedances of applicable limits for radionuclides or any other analytes in groundwater in bores down-gradient of Pit 23 attributable to disposal activities;
- There were no surface water discharges from the Pit 23 disturbance area;
- There were no exceedances of applicable limits for radionuclides or any other analytes in groundwater-fed surface water sites down-gradient of Pit 23 attributable to disposal activities;
- No noise complaints were received;
- There were no exceedances of the PM₁₀ limit attributable to Pit 23 operations;
- There were no exceedances of the air concentration limits for radon or thoron;
- Measured concentrations of gross alpha radiation in airborne dust were within the range of historical values;
- Updated groundwater level contours and flow-paths show no material change from the hydrogeological model contours developed in 2015 by CDM Smith; and

Detailed assessment of compliance, key results and management actions are provided in Section 4 and 5 of the enclosed report.

2 Introduction

Iluka Resources Limited (Iluka) operates the Pit 23 by-products disposal facility located at the Douglas Mine in the Kanagulk area and within the municipality of the Horsham Rural City (Figure 1 and Figure 2).

Pursuant to Planning Permit 15-105 issued by Horsham Rural City Council (HRCC), and the subsidiary Pit 23 Incoming Waste Monitoring Plan (IWMP), the Pit 23 facility is approved for the disposal of mineral separation by-products and used dust filter bags from the Iluka Hamilton Mineral Separation (MSP) which contain or are contaminated with Naturally Occurring Radioactive Material (NORM), and concrete and steel which contains or is contaminated with NORM associated with plant and infrastructure from nominated Iluka sites within Victoria.

2.1 Planning Permit 15-105

Under the Horsham Planning Scheme the subject land is in the Farming Zone and under the provisions of that zone a permit is required for use and development for Industry (Refuse Disposal). On 25th February 2017 Planning Permit 15-105, (the Permit) was issued by the Horsham Rural City Council as the Responsible Authority to allow:

Use and development of the land for the disposal of waste by-products associated with or sourced through mineral sands processing undertaken at the Hamilton Mineral Separation Plant (MSP), including waste by-products and contaminated materials resulting from the processing and transport operations as follows:

- *By-products from the processing of heavy mineral concentrate at the Hamilton MSP;*
- *used dust filter bags from the Hamilton MSP; and*
- *Other chemically inert material contaminated with naturally occurring radioactive material.*

in accordance with the endorsed plans.

2.2 Commencement of the Permit

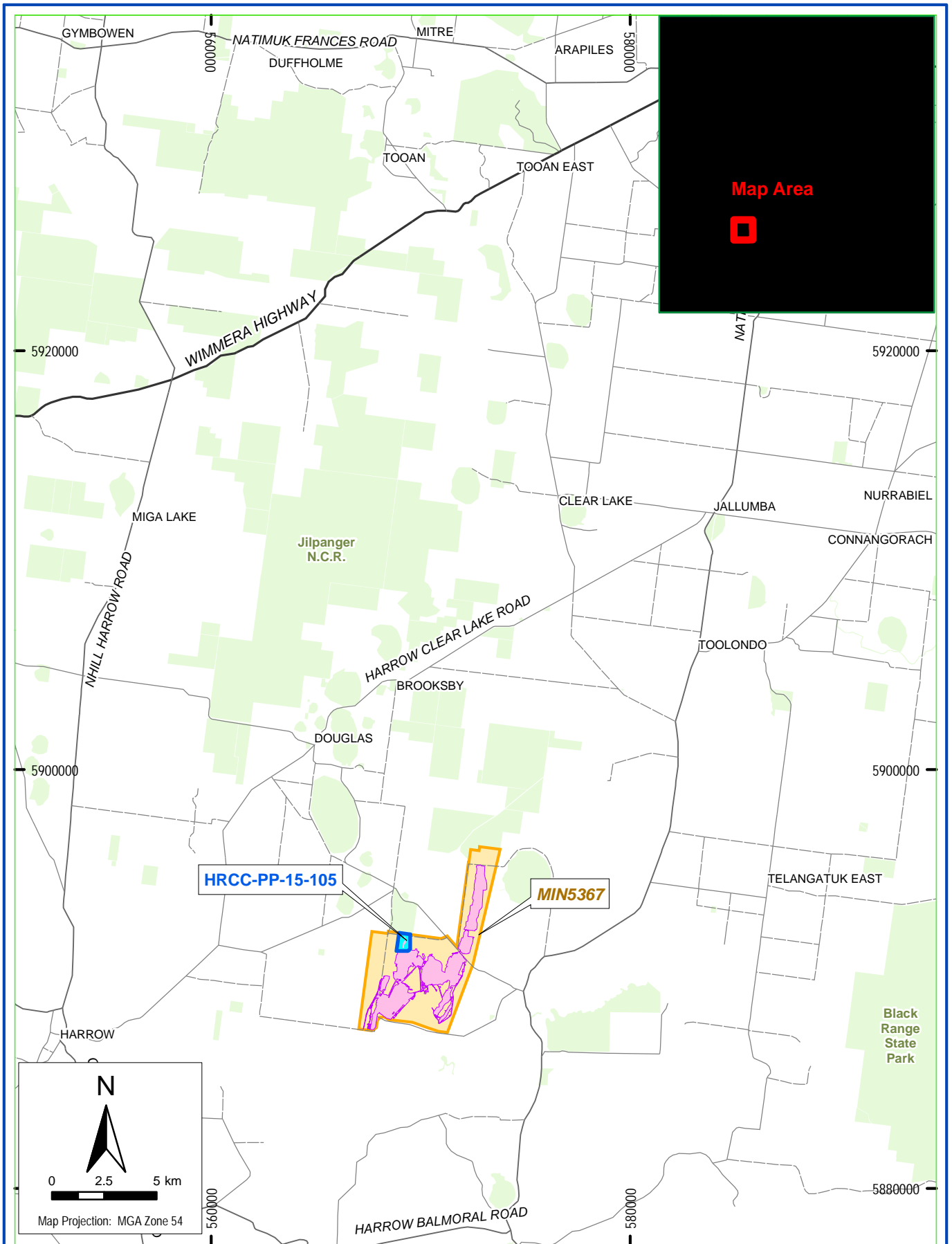
Condition 1 of the Permit states:

This permit does not come into operation until:

- a. *Iluka has applied to the Department of Economic Development, Jobs, Transport and Resources to vary the 2003 Work Plan to identify a new endues utilisation of Pit 23 and to vary the rehabilitation plan; and*
- b. *Iluka has applied to the Minister to surrender part of MIN 5367 (Pit 23); and*
- c. *The Department of Economic Development, Jobs, Transport and Resources has approved the Work Plan Variation; and*
- d. *The Minister has registered the partial surrender of MIN 5367.*

The permit comes into operation on the same day the Work Plan Variation is approved, and the partial surrender of MIN 5367 is registered.

The Variation to the 2003 Douglas Mine Work Plan was approved on the 13th April 2017, and the partial surrender of MIN5367 was registered on 11th May 2017, this being the date of commencement of the Permit.



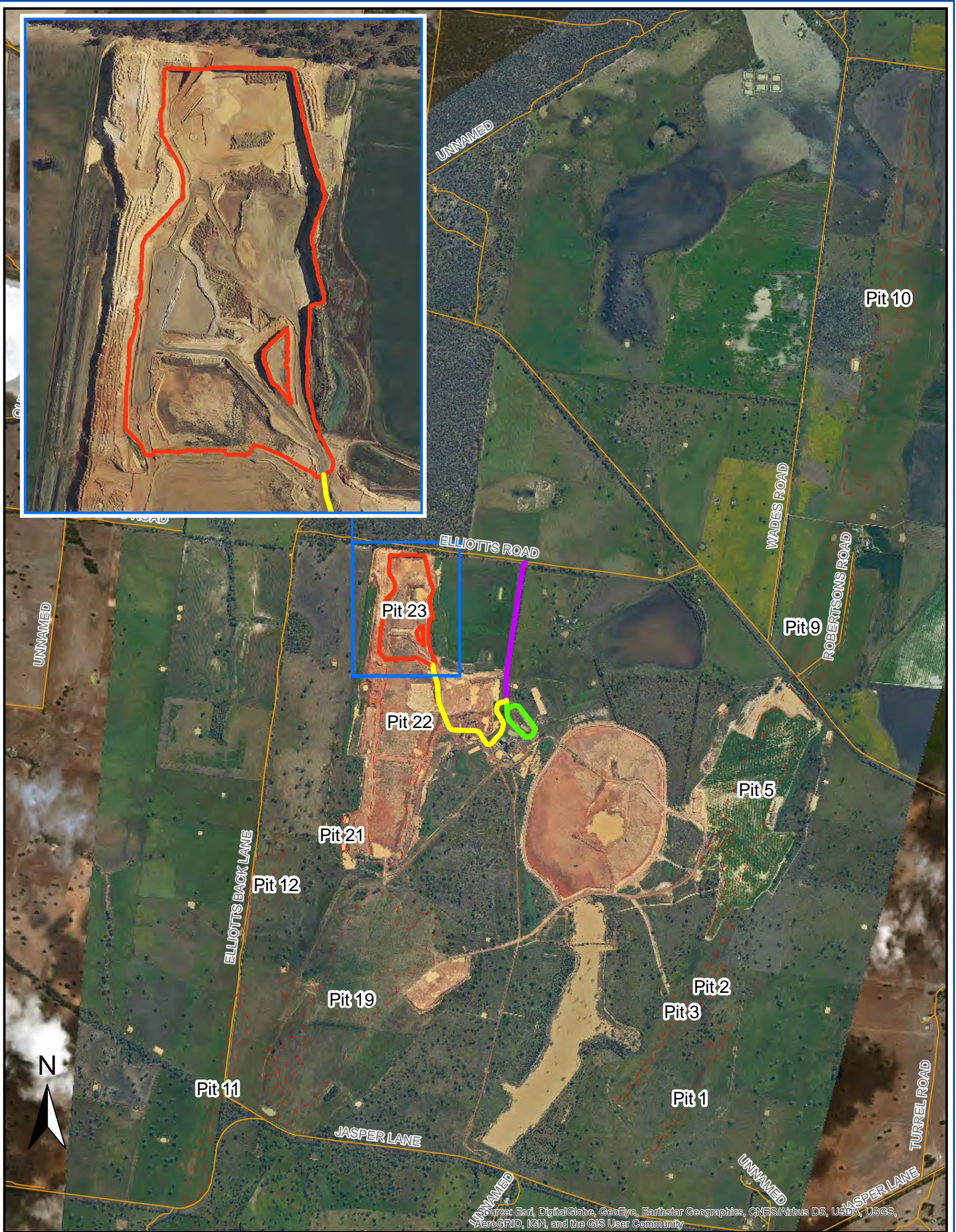
Legend

- Douglas mine
- Pit 23
- HRCC-PP-15-105
- MIN5367 tenement

DOUGLAS

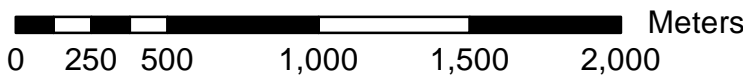
LOCATION PLAN





Source: Esri, DigitalGlobe, GeoEye, Earthstar Geographics, CNES/Airbus DS, USDA, USGS, AeroGRID, IGN, and the GIS User Community

Legend	
	Pit 23 haul road
	Mine Access Road
	Truck wash circuit
	Pit 23 crest
	Pit Crests
	Roads



LOCATION OF PIT 23



2.3 Endorsed Plans

Conditions 2, 3, 9, 14, 16 and 34 of the Permit relate to various management plans that once approved by the Responsible Authority will be endorsed to form part of the Permit, which includes:

- Incoming Waste Monitoring Plan (IWMP);
- Environmental Management Plan (EMP), incorporating;
 - Groundwater Monitoring and Management Plan (GWMMP);
 - Surface Water Monitoring and Management Plan (SWMMP);
 - Air Quality/Dust Control Plan (AQMP); and
- Rehabilitation and Vegetation Management Plan (R&VMP)

The plans were endorsed by Horsham Rural City Council on 17th July 2017.

2.4 Performance reporting

Section 12.2 of the endorsed EMP (Rev 4, July 2017) outlines the routine reporting requirements for the mineral sands by-product disposal operations which are:

A review of the performance will be completed and an EMP and Rehabilitation Performance report prepared annually, or less frequently as may be agreed with the Responsible Authority.

Each EMP and Rehabilitation Performance Report will include, at least:

- *for the period from the previous EMP and Rehabilitation Performance Report:*
 - *the total tonnage of materials disposed of;*
 - *the average and maximum number of deliveries of materials disposed of per day; and*
 - *the results of all measurements of:*
 - *noise levels made in response to a complaint regarding noise;*
 - *PM10 concentrations in air at sensitive receptors;*
 - *environmental radiation monitoring results in accordance with the approved Radiation Management Plan, which will generally include:*
 - *radon concentration in air;*
 - *gross alpha activity concentration of airborne dust; and*
 - *radionuclide concentrations in groundwater and surface water;*
 - *discussion of any implications of the results of groundwater level monitoring on groundwater flow paths from Pit 23; and*
 - *descriptions of any model review and recalibration completed and the results of subsequent model re-runs;*
- *the maximum elevation of the upper surface of materials disposed of at the end of the reporting period;*
- *a detailed discussion of all non-compliant events including progress toward resolution;*
- *a summary of comments and complaints received and resulting actions;*
- *plans for the next year; and*
- *discussion on other matters considered relevant by the Responsible Authority or Iluka.*

Deficiencies identified in an EMP and Rehabilitation Performance Report that can be addressed without amendment of this plan will be addressed as soon as practicable.

Per Section 13.2 of the EMP, the EMP and Rehabilitation Performance Reports will be subject to review by an independent auditor prior to submission to the Responsible Authority.

2.5 Rehabilitation and Vegetation Management Plan

Due to continued operations within Pit 23 no actions relevant to rehabilitation and vegetation management were undertaken in the H1 2019 reporting period.

3 Delivery and Disposal of Materials into Pit 23

No wastes were disposed into Pit 23 during the H1 2019 reporting period.

4 Monitoring Results

4.1 Groundwater

4.1.1 Bore network status

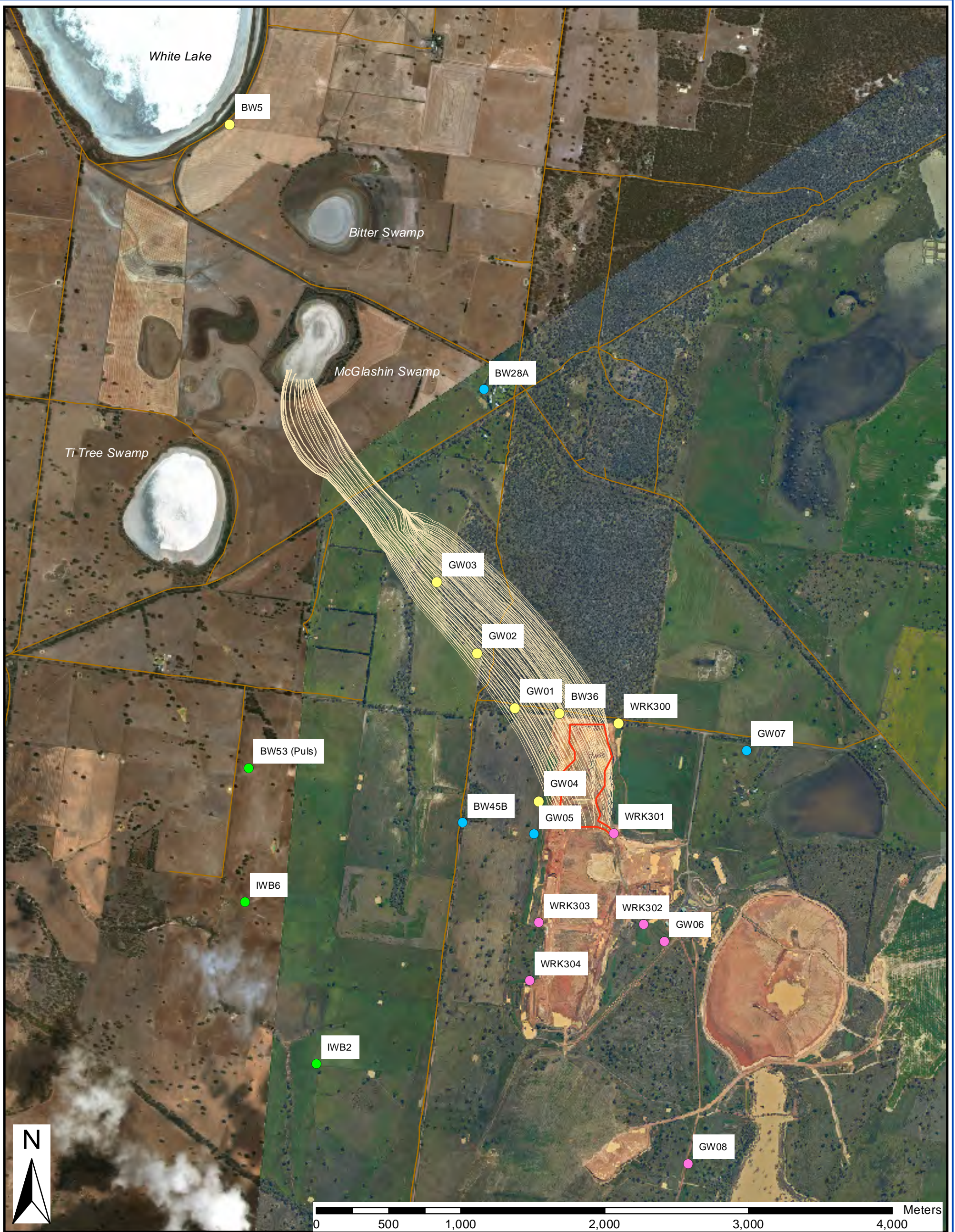
The status of Pit 23 monitoring bore network is given in Table 1. Bore locations are shown in Figure 3.

The Pit 23 bore network includes several new monitoring bores installed in 2018 per the recommendations in the independent desktop review of proposed by-product disposal (EES, 2016). The augmented bore network therefore satisfies Condition 28(c) of the Permit.

Monitoring bore BW36 is blocked and scheduled for replacement in H2 2019. Consistent with Section 7.6.3 the replacement bore (“BW36A”) will be installed by a licensed driller pursuant to a ‘Licence to Construct Works’ (Works Licences WLE071083 and WLE072073) issued by GWM Water. As per Condition 28(d) of the Permit, bore installation will be supervised by qualified hydrogeologist.

Table 1: Pit 23 monitoring bore status (as at 30/6/2019)

Well ID	Comment	Status / Condition
BORES UP-GRADIENT OF PIT 23		
WRK301		OK
WRK302		OK
WRK303		OK
WRK304		OK
GW08	Installed 18/10/18	OK
GW06	Installed 23/5/18	OK
GW05	Installed 17/10/18	OK
BORES DOWN-GRADIENT OF PIT 23 (IN PREDICTED FLOW PATH)		
BW36	Blocked – to be replaced in H2 2019	Blocked
BW36A	<i>Scheduled for installation in H2 2019</i>	<i>Proposed – to replace BW36</i>
WRK300		OK
GW01	Installed 23/5/18	OK
GW02	Installed 17/10/18	OK
GW03	Installed 17/10/18	OK
GW04	Installed 18/10/18	OK
BW5	In predicted flow path	OK
BORES CROSS-GRADIENT TO PIT 23 FLOW PATH		
GW07	Installed 23/5/18	OK
BW28A *		OK
BW45B	Installed 18/10/18 – replaced BW45	OK
BORES REPRESENTATIVE OF BACKGROUND		
IWB2	Representative of background	OK
IWB6	Representative of background	OK
BW53 (“Puls”)	Representative of background	OK
* BW28A incorrectly referenced in the current endorsed EMP (Rev 4, July 2017) as being down-gradient of Pit 23. Groundwater modelling per CDM Smith (2014) and EMM (2019) indicate that BW28A is cross-gradient to the predicted flow path from Pit 23.		



Bore Position/Purpose	
●	Background
●	Cross-gradient
●	Down-gradient
●	Up-gradient
	Pit 23 Crest
—	Pit 23 Particle Tracks

Iluka Resources Ltd - Pit 23

Pit 23 Monitoring Bore Network and Groundwater Flow Path



4.1.2 Standing water levels

In accordance with Section 7.9.1 of the current endorsed EMP (Rev 4, July 2017) groundwater levels are measured on a monthly basis at bores WRK300 – WRK304 inclusive, GW01 to GW08 inclusive and BW36 and BW45B. All other bores (BW5, BW28A, BW52, IWB2 and IWB6) are measured on a biannual basis.

Groundwater level hydrographs for these bores expressed in groundwater elevation (metres above Australian Height Datum, mAHD) are given in Table 2 and Figure 4 – Figure 6. Data includes that obtained during scheduled events and ad-hoc measurements.

All bores along the predicted flow path (Figure 4) exhibit stable standing water levels in the preceding 24-month period and in comparison to long-term trends; bores up-gradient of Pit 23 (Figure 5) exhibit relatively stable water levels with minor fluctuation.

Table 2: Monitoring bores - standing water Levels (mAHD)

Bore ID	Jan-19	Feb-19	Mar-19	Apr-19	May-19	Jun-19
BORES UP-GRADIENT OF PIT 23						
GW05	178.97	178.99	179.01	178.99	178.86	178.92
GW06	176.05	176.11	176.06	176.12	176.08	176.05
GW08	177.65	177.63	177.58	177.64	177.62	177.61
WRK301	178.36	178.39	178.38	178.38	178.11	178.27
WRK302	176.54	176.58	176.54	176.54	176.53	176.59
WRK303	179.86	179.80	179.53	179.83	179.89	179.73
WRK304	180.46	180.47	180.35	180.43	180.48	180.25
BORES DOWN-GRADIENT OF PIT 23 (IN PREDICTED FLOW PATH)						
WRK300	175.03	175.01	174.96	175.00	175.09	175.01
BW36	173.47	173.52	173.51	173.5	173.66	173.54
GW04	178.34	178.35	178.22	178.36	178.38	178.43
GW01	173.46	173.46	173.36	173.48	173.44	173.45
GW02	170.87	170.68	170.71	170.79	170.67	170.73
GW03	162.35	162.38	162.00	161.89	162.05	161.88
BW05	147.89	*	147.45	*	*	*
BORES CROSS-GRADIENT TO PIT 23 FLOW PATH						
BW28A	152.93	152.28	151.72	*	*	*
BW45B	177.31	177.34	177.28	177.27	177.28	177.35
GW07	172.41	172.38	172.41	172.39	172.42	172.44
BORES REPRESENTATIVE OF BACKGROUND						
IWB2	175.41	*	175.38	175.59	*	*
IWB6	179.89	*	179.90	179.81	*	*
BW53 ("Puls")	175.74	175.78	176.55	*	*	*
Notes						
<ul style="list-style-type: none"> bores are listed according to their position relative to the Pit 23 groundwater flow path bores down-gradient (on predicted flow path) are listed in order of their position along the path of flow dates marked with an asterisk (*) indicates no scheduled sampling required 						

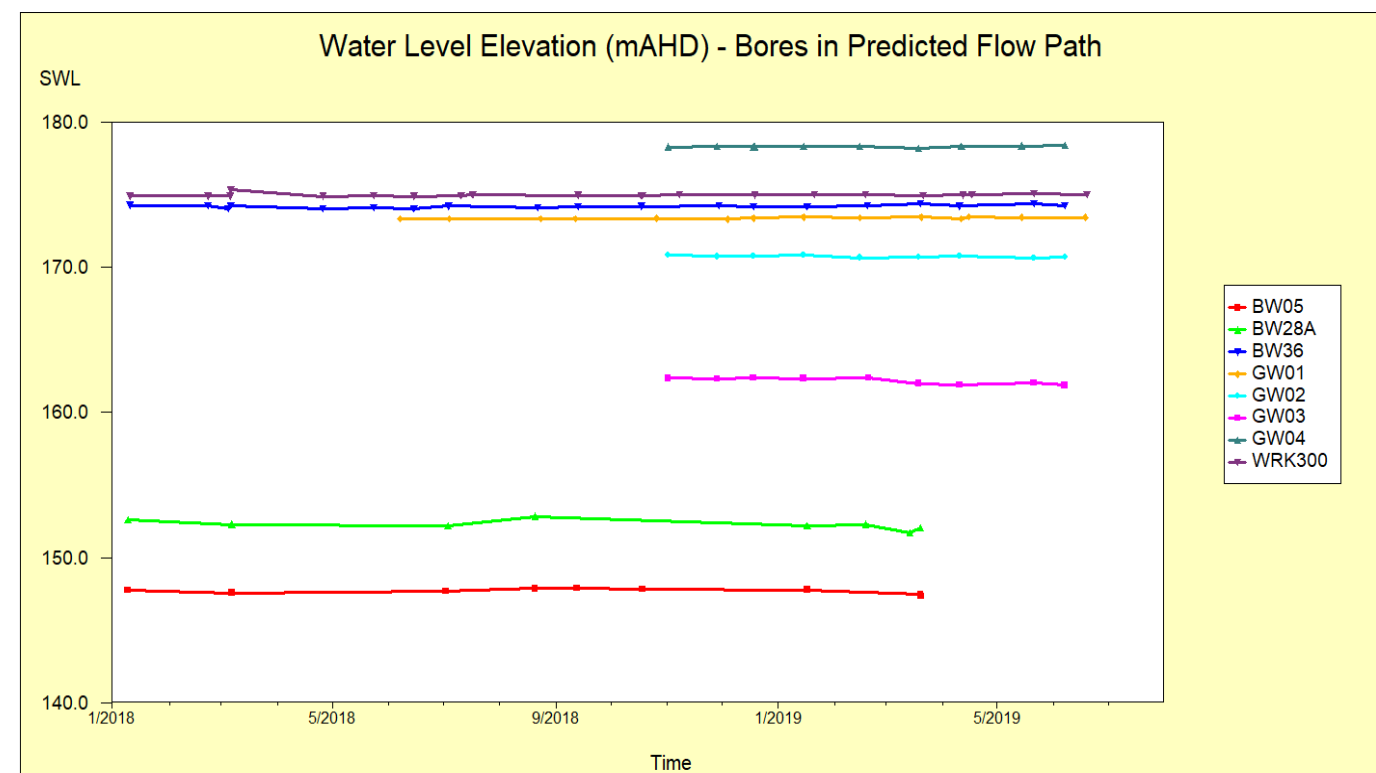
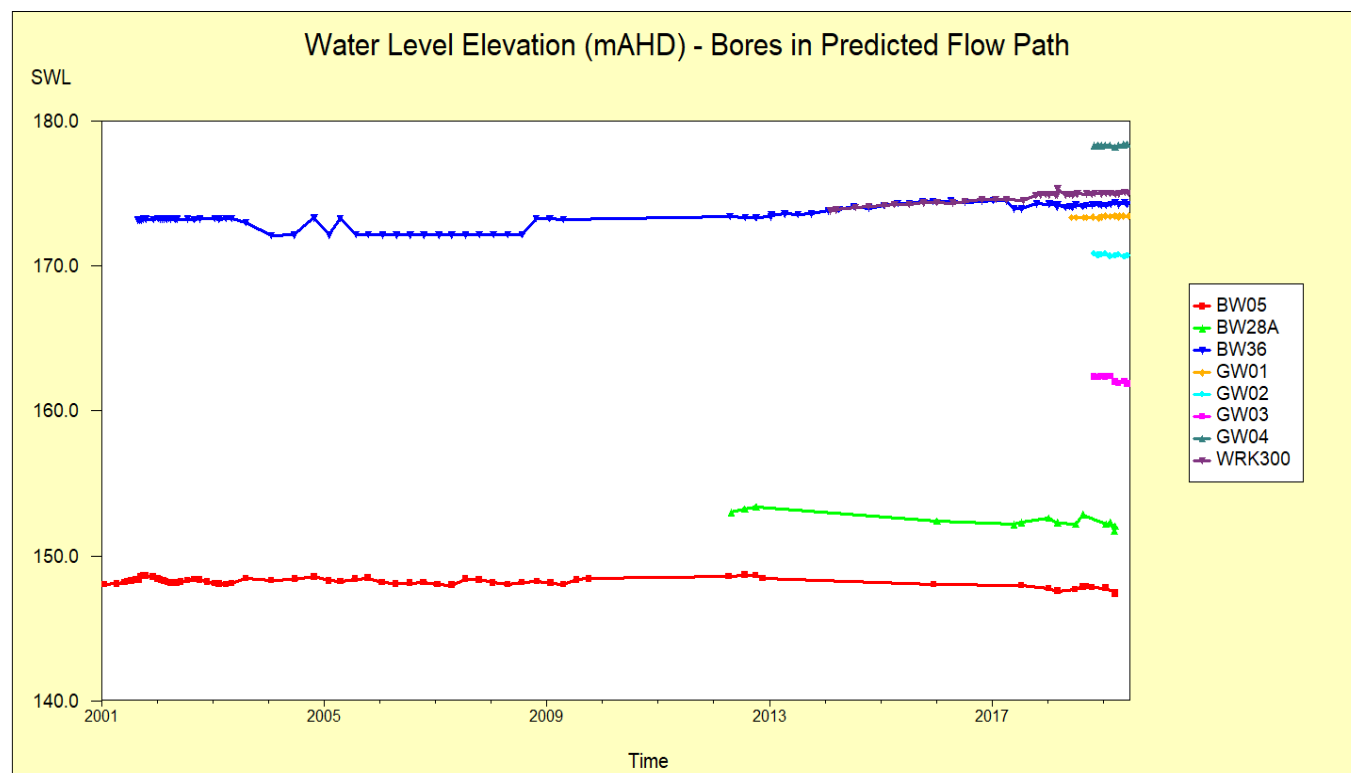


Figure 4: Groundwater elevation (mAHD) – bores in predicted flow path

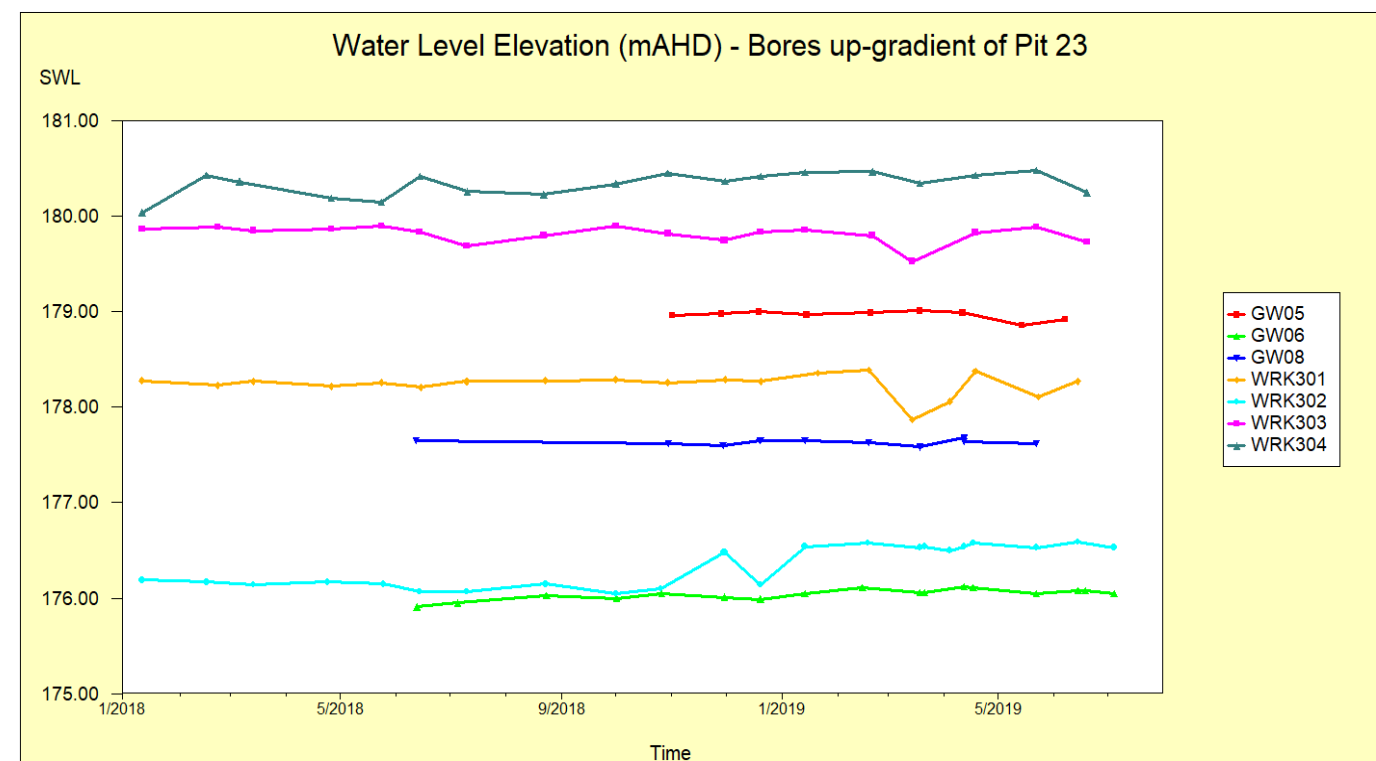
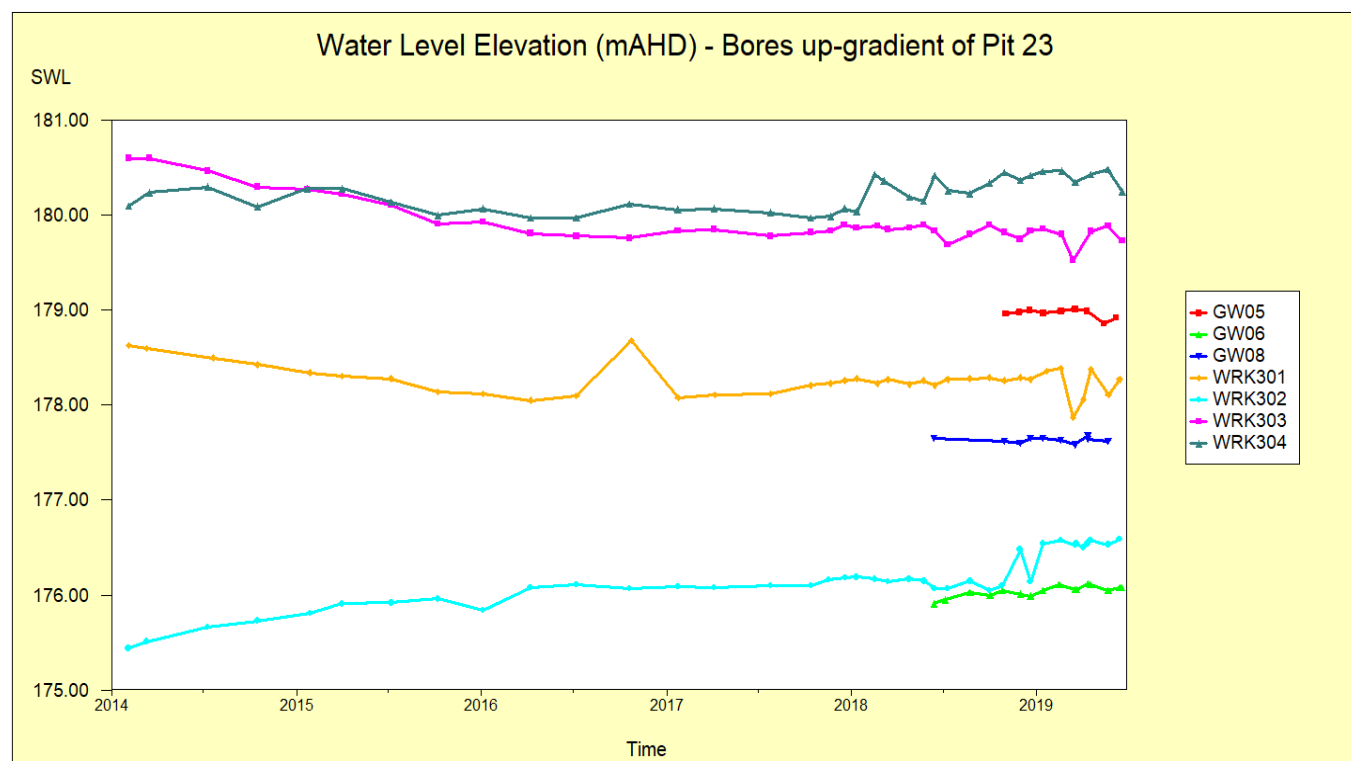


Figure 5: Groundwater elevation (mAHD) – bores up-gradient of Pit 23

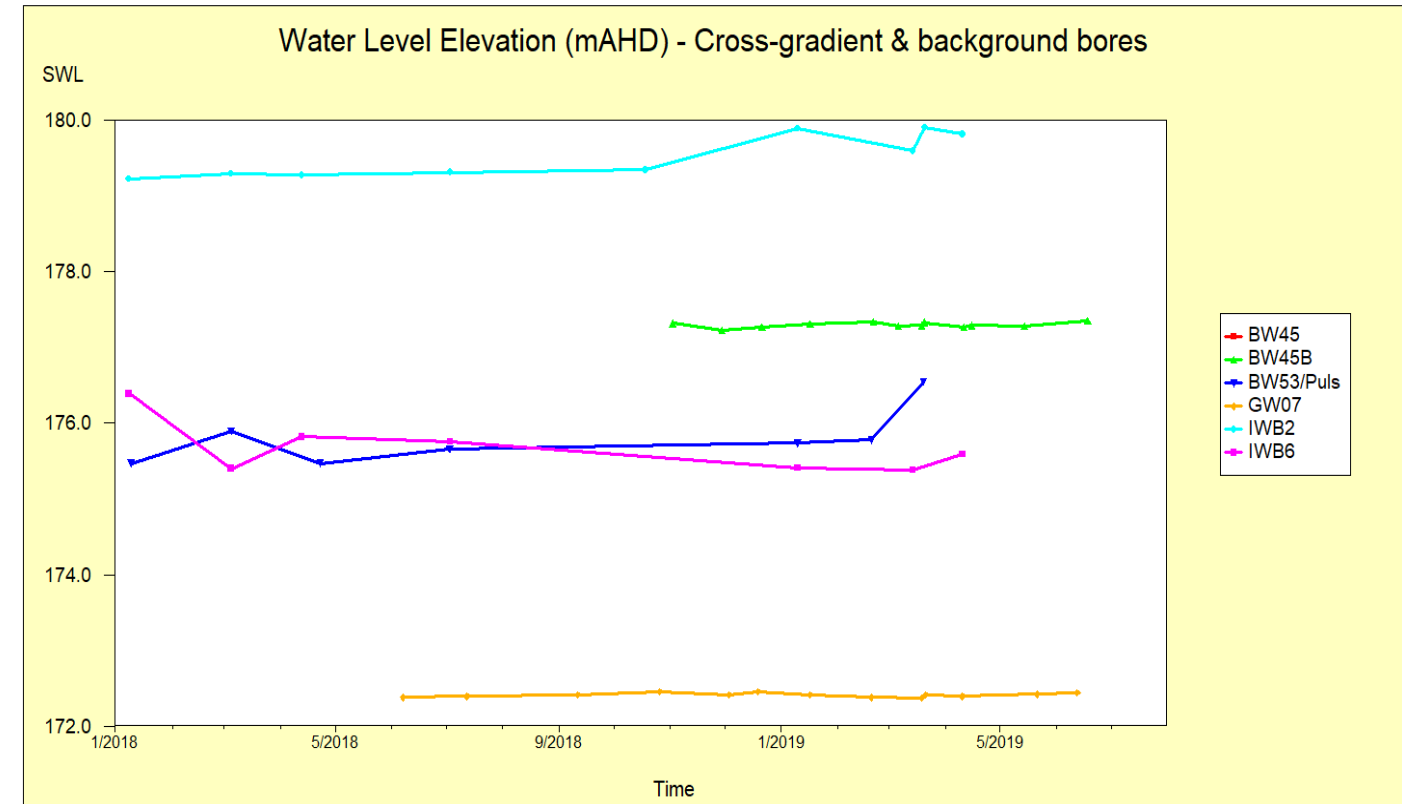
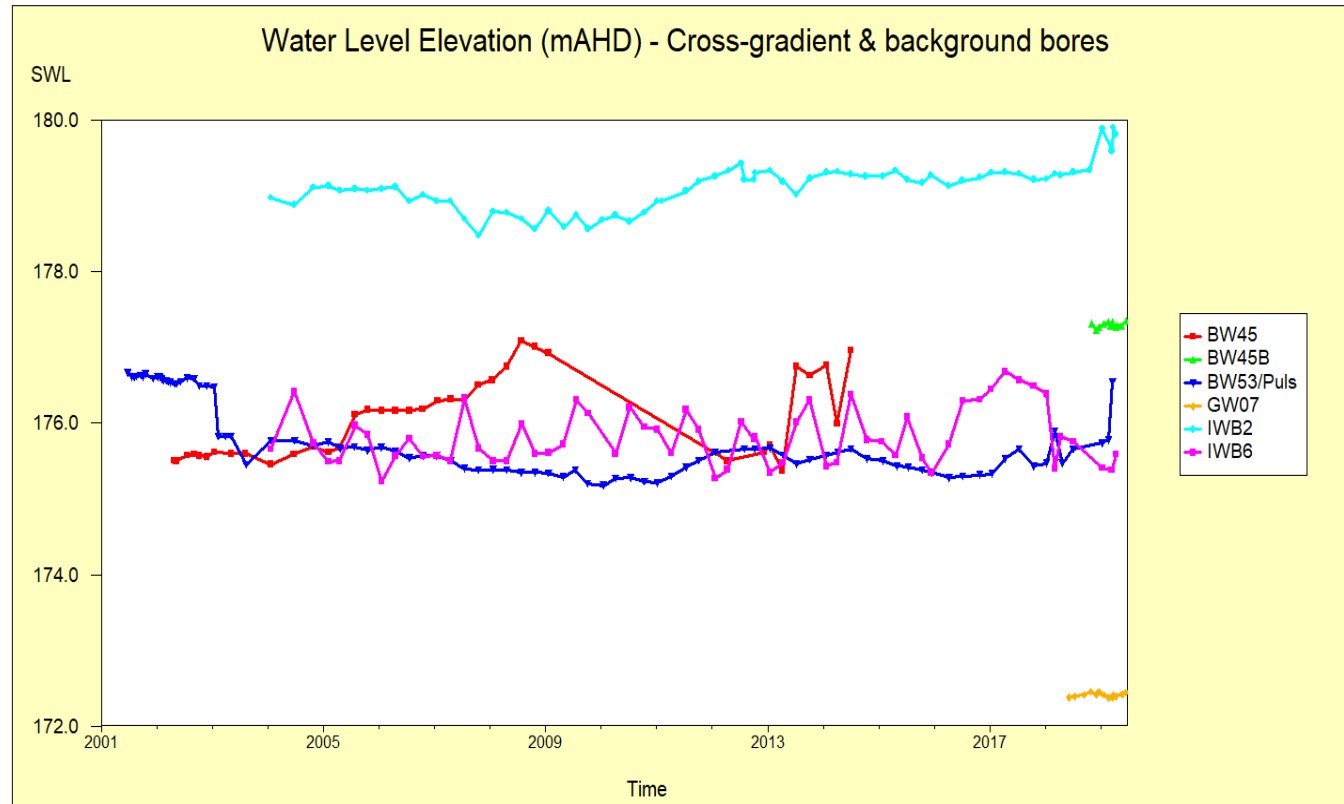


Figure 6: Groundwater elevation (mAHD) – cross-gradient and background bores

4.1.3 Groundwater quality

4.1.3.1 Ionic balance ratios

Per Section 7.9.2 of the current endorsed EMP (Revision 4, July 2017) chloride:sulfate (CL:SO₄) and sodium:calcium (Na:Ca) ratios in groundwater are assessed from results obtained during scheduled and/or follow-up groundwater sampling events. Per the EMP, a consecutive reduction in either ratio of >10% applies as a potential indicator of seepage from Pit 23 having arrived in a bore and is a trigger for further investigation. Per the EMP, further investigation would include:

- comparing the timing of the consecutive >10% reduction in ionic ratios with the hydrogeological model predictions;
- comparing the timing of the ionic balance trigger with other analytes (e.g. radionuclides, heavy metals) to identify any corresponding exceedances in those analytes in the same rounds of sampling;
- where such a correlation exists completing a detailed investigation of cause and impact, including possible reviews of hydrogeological or solute transport models.

Calculated CL:SO₄ and Na:Ca for the reporting period are given in Table 3. As above, this includes ratios as determined from the results of scheduled and follow-up sampling.

Reductions of >10% in one or both ratios in consecutive and/or follow-up sampling events occurred on four (4) occasions in the reporting period and in bores up- and down-gradient to Pit 23 and in background bores:

- up-gradient bores (Na:Ca in bore GW08, and CL:SO₄ in WRK301);
- down-gradient bores (CL:SO₄ in BW05);
- background bores (both Na:Ca and CL:SO₄ in BW53).

As detailed further in Sections 4.1.3.2 and 4.1.3.3 of the enclosed report, only one of these ionic balance triggers corresponded with an exceedance in other analytes, however this occurred in a bore up-gradient (GW08) of the predicted flow path from Pit 23. These observations are not considered to be associated with Pit 23.

Table 3: Groundwater monitoring locations – ionic ratio balance results

Bore ID	Date	CL- (mg/L)	SO ₄ (mg/L)	CL:SO ₄ (Ratio)	% Red.	Na (mg/L)	Ca (mg/L)	Na:Ca (Ratio)	% Red.	Repeated ratio exceedance?
BORES UP-GRADIENT OF PIT 23										
GW05	28/11/2018	3100	560	5.5	<i>I.D.</i>	1800	170	10.6	<i>I.D.</i>	
	15/01/2019	3800	790	4.8	13%	2200	200	11.0	-4%	
	19/02/2019	3700	740	5.0	10%	2000	180	11.1	-1%	
	8/07/2019	3100	660	4.7	6%	1900	140	13.6	-22%	
GW06	12/06/2018	6600	1500	4.4	<i>I.D.</i>	3400	660	5.2	<i>I.D.</i>	
	14/01/2019	6700	1700	3.9	10%	3400	630	5.4	-5%	
	21/03/2019	6800	1600	4.3	-8%	3400	620	5.5	-2%	
	17/04/2019	7000	1500	4.7	-10%	3500	640	5.5	0%	
	22/05/2019	6800	1400	4.9	-4%	3400	670	5.1	7%	
	18/06/2019	6800	1500	4.5	7%	3400	580	5.9	-16%	
GW08	4/07/2019	6800	1500	4.5	0%	3500	610	5.7	2%	
	29/11/2018	5300	1100	4.8	<i>I.D.</i>	2800	390	7.2	<i>I.D.</i>	
	14/01/2019	6600	1300	5.1	-5%	3200	540	5.9	17%	
	18/02/2019	6700	1400	4.8	6%	3300	540	6.1	15%	Yes (Na:Ca)
	10/07/2019	6700	1200	5.6	-17%	3600	550	6.5	9%	
	26/07/2017	3100	640	4.8	<i>I.D.</i>	1600	240	6.7	<i>I.D.</i>	

Bore ID	Date	CL- (mg/L)	SO4 (mg/L)	CL:SO4 (Ratio)	% Red.	Na (mg/L)	Ca (mg/L)	Na:Ca (Ratio)	% Red.	Repeated ratio exceedance?
WRK301	11/01/2018	3100	650	4.8	2%	1700	250	6.8	-2%	
	10/07/2018	3100	480	6.5	-35%	1700	260	6.5	4%	
	21/01/2019	3400	670	5.1	21%	1700	290	5.9	10%	
	18/02/2019	3400	690	4.9	24%	1700	260	6.5	-12%	Yes (CL:SO4)
	15/07/2019	3200	570	5.6	-14%	1700	230	7.4	-13%	
WRK302	10/07/2018	6500	1300	5.0	-15%	3500	520	6.7	8%	
	14/01/2019	6500	1500	4.3	13%	3500	490	7.1	-6%	
	18/02/2019	6700	1400	4.8	4%	3300	540	6.1	14%	
	21/03/2019	6600	1500	4.4	8%	3500	490	7.1	0%	
	17/04/2019	6600	1300	5.1	-15%	3400	530	6.4	10%	
	22/05/2019	6700	1300	5.2	-2%	3500	510	6.9	-7%	
	4/07/2019	6400	1400	4.6	11%	3600	460	7.8	-14%	
WRK303	1/08/2019	6500	1400	4.6	10%	3400	480	7.1	9%	
	25/07/2017	2100	570	3.7	I.D.	1200	93	12.9	I.D.	
	11/01/2018	2100	550	3.8	-4%	1300	97	13.4	-4%	
	10/07/2018	2400	570	4.2	-10%	1400	110	12.7	5%	
	14/01/2019	2500	620	4.0	4%	1500	130	11.5	9%	
WRK304	15/07/2019	2700	570	4.7	-17%	1600	120	13.3	-16%	
	10/07/2018	2200	640	3.4	0%	1400	93	15.1	-3%	
	14/01/2019	2200	680	3.2	6%	1400	87	16.1	-7%	
	15/07/2019	2400	640	3.8	-16%	1500	94	16.0	1%	
BORES DOWN-GRADIENT OF PIT 23										
BW05	18/10/2018	8800	800	11.0	-17%	4900	260	18.8	2%	
	17/01/2019	8300	960	8.6	21%	4500	290	15.5	18%	
	20/03/2019	8400	890	9.4	14%	4700	260	18.1	4%	Yes (CL:SO4)
	3/07/2019	8300	860	9.7	-2%	4600	240	19.2	-6%	
BW36	12/07/2017	2200	420	5.2	I.D.	1300	74	17.6	I.D.	
	10/01/2018	2000	360	5.6	-6%	1200	82	14.6	17%	
	6/03/2018	1900	360	5.3	5%	1100	61	18.0	-3%	
<i>Bore blocked - to be replaced</i>										
GW01	7/06/2018	930	110	8.5	I.D.	490	82	6.0	I.D.	
	15/01/2019	3400	400	8.5	-1%	1800	65	27.7	-363%	
	20/03/2019	3500	420	8.3	2%	2000	68	29.4	-6%	
	15/04/2019	3700	370	10.0	-20%	1900	75	25.3	9%	
	14/05/2019	3400	360	9.4	6%	2100	64	32.8	-30%	
	18/06/2019	3400	420	8.1	14%	1800	56	32.1	2%	
	8/07/2019	3400	400	8.5	10%	1900	58	32.8	-2%	
GW02	28/11/2018	2100	410	5.1	I.D.	1300	38	34.2	I.D.	
	15/01/2019	2000	330	6.1	-18%	1200	26	46.2	-35%	
	10/07/2019	2300	330	7.0	-15%	1300	21	61.9	-34%	
GW03	28/11/2018	2900	510	5.7	I.D.	1800	190	9.5	I.D.	
	15/01/2019	3100	590	5.3	8%	1900	270	7.0	26%	
	19/02/2019	3500	630	5.6	-6%	1800	180	10.0	-6%	
	10/07/2019	3400	540	6.3	-13%	1900	170	11.2	-12%	
GW04	28/11/2018	2700	690	3.9	I.D.	1700	120	14.2	I.D.	
	15/01/2019	2800	720	3.9	1%	1900	110	17.3	-22%	
	8/07/2019	2800	640	4.4	-13%	1700	120	14.2	18%	
WRK300	10/01/2018	1700	320	5.3	6%	1000	150	6.7	13%	
	6/03/2018	1700	330	5.2	3%	920	130	7.1	8%	
	17/07/2018	1600	290	5.5	-7%	880	140	6.3	11%	

Bore ID	Date	CL- (mg/L)	SO4 (mg/L)	CL:SO4 (Ratio)	% Red.	Na (mg/L)	Ca (mg/L)	Na:Ca (Ratio)	% Red.	Repeated ratio exceedance?
	18/10/2018	1700	310	5.5	1%	910	130	7.0	1%	
	21/01/2019	1800	300	6.0	-9%	910	150	6.1	13%	
	18/02/2019	1700	330	5.2	14%	910	130	7.0	0%	
	21/03/2019	1800	310	5.8	3%	1000	180	5.6	21%	
	17/04/2019	1800	290	6.2	-7%	970	150	6.5	8%	
	16/07/2019	1700	300	5.7	9%	990	130	7.6	-18%	
BORES CROSS-GRADIENT OF PIT 23										
BW28A *	20/08/2018	7200	870	8.3	-6%	3600	510	7.1	-7%	
	17/01/2019	7100	1000	7.1	9%	3500	540	6.5	8%	
	18/02/2019	7200	1100	6.5	16%	3400	490	6.9	-7%	
	3/07/2019	7100	920	7.7	-9%	3600	500	7.2	-4%	
BW45B	29/11/2018	4800	840	5.7	I.D.	2500	290	8.6	I.D.	
	17/01/2019	5100	960	5.3	7%	2500	320	7.8	9%	
	6/03/2019	5100	910	5.6	-5%	2500	310	8.1	-3%	
	20/03/2019	5300	960	5.5	1%	2700	320	8.4	-5%	
	15/04/2019	5400	810	6.7	-21%	2600	300	8.7	-3%	
	14/05/2019	5100	870	5.9	12%	2900	320	9.1	-5%	
	18/06/2019	5300	860	6.2	8%	2700	290	9.3	-3%	
GW07	7/06/2018	5500	890	6.18	I.D.	3000	460	6.522	I.D.	
	17/01/2019	5700	1100	5.18	16%	2900	560	5.179	21%	
	19/02/2019	5700	1000	5.70	-10%	2800	410	6.829	-32%	
	21/03/2019	5900	990	5.96	-5%	3100	440	7.045	-3%	
	3/07/2019	5800	880	6.59	-11%	3100	390	7.949	-13%	
BORES REPRESENTATIVE OF BACKGROUND										
IWB2	18/10/2018	1200	160	7.5	13%	670	11	60.9	6%	
	10/01/2019	1200	160	7.5	0%	660	11	60.0	1%	
	11/07/2019	1200	170	7.1	6%	650	9.2	70.7	-18%	
IWB6	3/07/2018	350	200	1.8	-1%	300	6.7	44.8	0%	
	10/01/2019	360	220	1.6	6%	290	6.3	46.0	-3%	
	11/07/2019	350	190	1.8	-13%	300	6	50.0	-9%	
BW53 (Puls)	3/07/2018	790	270	2.9	-11%	530	34	15.6	-74%	
	10/01/2019	570	230	2.5	15%	350	37	9.5	39%	
	19/02/2019	860	330	2.6	11%	520	43	12.1	22%	Yes (Both)
	10/07/2019	840	310	2.7	-4%	530	29	18.3	-51%	
NOTES										
<ul style="list-style-type: none"> Calculated ratios in green represent values that increase following an initial ">10%" reduction (i.e. no consecutive >10% reduction) Calculated ratios in red represent values above the ">10%" reduction threshold (initial identified exceedance). Calculated ratios in red highlight represent a confirmed ">10%" reduction in consecutive or follow-up samples I.D. = insufficient data to allow calculation of ionic ratio (only one data-point available) BW28A is incorrectly referenced in the EMP (Revision 4) as being down-gradient of Pit 23. Groundwater modelling and particle tracking per CDM Smith (2014) and EMM (2019) indicate that BW28A is cross-gradient to the predicted groundwater flow path from Pit 23. 										

4.1.3.2 Radionuclide concentrations

In accordance with Section 7.6.7 of the EMP, biannual groundwater samples obtained from the monitoring locations are subjected to in-field and laboratory analysis for a suite of target parameters, which includes target radionuclides (Thorium, Uranium, Radium-226, Radium-228 and Uranium-238).

Radionuclide concentrations determined during both scheduled and follow-up sampling are presented in Table 4. Ionic balance ratios are also shown to identify any potential correlation. In summary:

- several exceedances of the Uranium-238 (U-238) and Radium-228 (Ra-228) upper trigger levels were observed in the reporting period in several bores up-gradient and cross-gradient to Pit 23 (i.e. in bores not on the predicted flow path or which represent local background conditions);
- the only bore demonstrating a consecutive >10% ratio reduction and an exceedance for radionuclides was in bore GW08 (Na:Ca and U-238) in January-February 2019 however this bore is sited up-gradient to, and not on the predicted flow path from Pit 23, furthermore, the initial sample is likely to have falsely caused the Na:Ca trigger due to water used during the installation of the bore being fresh and therefore not a true representative of the bore water quality;
- there were nil exceedances of any radionuclide limits in bores down-gradient of Pit 23 (on the predicted flow path); and
- ionic balance ratios showed frequent fluctuation spatially and temporally, and between samples obtained over relatively short time periods, with no correlation to radionuclide concentrations. This suggests that the measured radionuclide concentrations and 'exceedances' are the product of natural variation, consistent with the findings of previous groundwater studies for the greater Douglas site (Jacobs 2014; CDM Smith 2014; EMM 2018).

The long-term trends in Ra-228 and U-238 concentrations vs ionic balance ratios are shown in Figure 7 – Figure 22. Consistent with the above summary, there is no evident correlation between elevated radionuclide concentrations and fluctuation or declining trends in CL:SO₄ or Na:Ca ratios.

It is recognised that this ionic balance ratio 'percentage-reduction' approach to trigger groundwater investigation in the current endorsed EMP (Rev 4, July 2017) was based on limited available baseline data at the time of EMP development. This method is thus conservative and overly sensitive to natural variation and is likely to result in 'false flag' exceedances, as demonstrated in the McGlashin Swamp Seepage Exceedances Assessment completed by EMM in the prior reporting period (EMM, 2018). That is, it does not consider trend-based change in groundwater chemistry that accounts for seasonality or other influences on groundwater chemistry over a sufficient period of time. Revised site-specific trigger levels for groundwater quality, developed using the now expanded monitoring dataset and applying a trend-based trigger approach across all target analytes per the ANZECC/ARCMANZ (2000) guidelines, will therefore be established in the next revision of the EMP (Revision 5).

Table 4: Groundwater radionuclide concentrations vs. ionic balance ratios, H1 2019

Bore ID	Date	Thorium (mg/L)	Uranium (mg/L)	U-238 (Bq/L)	Ra226 (Bq/L)	Ra228 (Bq/L)	CL:SO4		Na:Ca		Groundwater Travel Time (Years) *
							Ratio	% Red.	Ratio	% Red.	
Precautionary trigger		<i>n/a</i>	0.17	0.17	4.3	1.7	<i>n/a</i>	<i>n/a</i>	<i>n/a</i>	<i>n/a</i>	
Upper trigger		<i>n/a</i>	0.2	0.2	5.0	2.0	<i>n/a</i>	<i>n/a</i>	<i>n/a</i>	<i>n/a</i>	
BORES UP-GRADIENT OF PIT 23											
GW05	15/11/2018	<0.002	<0.002	<0.025	0.05	0.12	5.5	<i>I.D.</i>	10.6	<i>I.D.</i>	N/A – bores are up-gradient of Pit 23 CL:SO4 and Na:Ca ratios shown to demonstrate natural variation only
	15/01/2019	<0.002	<0.002	<0.025	<0.05	0.09	4.8	13%	11.0	-4%	
	19/02/2019	<0.002	<0.002	<0.025	<0.05	<0.08	5.0	-4%	11.1	-1%	
	08/07/2019	<0.002	0.001	<0.025	0.02	<0.08	4.7	6%	13.6	-22%	
GW06	12/06/2018	<0.002	0.072	0.889	0.06	0.17	4.4	<i>I.D.</i>	5.1	<i>I.D.</i>	
	14/01/2019	<0.002	0.105	1.3	0.05	0.22	3.9	10%	5.4	-5%	
	21/03/2019	<0.002	0.071	0.877	<0.05	0.09	4.2	-8%	5.5	-2%	
	17/04/2019	<0.002	0.089	1.1	0.06	0.19	4.7	-10%	5.5	0%	
	22/05/2019	<0.002	0.079	0.975	0.04	0.14	4.9	-4%	5.1	7%	
	18/06/2019	<0.002	0.003	<0.025	0.04	0.2	4.5	7%	5.9	-16%	
GW08	04/07/2019	<0.002	0.072	0.889	0.06	0.17	4.5	0%	5.7	2%	
	29/11/2018	<0.002	0.002	0.025	0.09	0.24	4.8	<i>I.D.</i>	7.2	<i>I.D.</i>	
	14/01/2019	<0.002	0.064	0.79	<0.05	<0.08	5.1	-5%	5.9	17%	
	18/02/2019	<0.002	0.009	0.111	0.09	0.12	4.8	6%	6.1	15%	
WRK301	10/07/2019	<0.002	0.024	<0.025	0.04	0.08	5.9	-17%	6.5	-7%	
	10/07/2018	<0.002	0.008	0.037	0.14	0.17	6.5	-35%	6.5	4%	
	21/01/2019	<0.002	0.017	0.21	0.07	0.09	5.0	21%	5.9	10%	
	18/02/2019	<0.002	0.005	0.062	0.05	<0.08	4.9	24%	6.5	-12%	
WRK302	15/07/2019	<0.002	0.008	0.037	0.04	0.11	5.6	-14%	7.4	-13%	
	10/07/2018	<0.002	0.059	0.148	0.19	0.76	5.0	-15%	6.7	8%	
	14/01/2019	<0.002	0.048	0.593	0.16	1.01	4.3	13%	7.1	-6%	
	18/02/2019	<0.002	0.046	0.568	0.31	1.14	4.8	-10%	6.1	14%	
	21/03/2019	<0.002	0.116	1.43	0.27	0.94	4.4	8%	7.1	0%	
17/04/2019	<0.002	0.018	0.222	0.21	1.08	5.1	-15%	6.4	10%		

Bore ID	Date	Thorium (mg/L)	Uranium (mg/L)	U-238 (Bq/L)	Ra226 (Bq/L)	Ra228 (Bq/L)
Precautionary trigger		<i>n/a</i>	0.17	0.17	4.3	1.7
Upper trigger		<i>n/a</i>	0.2	0.2	5.0	2.0
WRK303	22/05/2019	<0.002	<0.002	<0.025	0.12	0.84
	04/07/2019	<0.002	0.059	0.728	0.24	0.91
	10/07/2018	<0.002	<0.002	<0.025	<0.06	<0.09
	14/01/2019	<0.002	<0.002	<0.025	<0.05	<0.08
WRK304	15/07/2019	<0.002	<0.002	<0.025	0.04	<0.08
	10/07/2018	<0.002	<0.002	<0.025	<0.05	<0.08
	14/01/2019	<0.002	<0.002	<0.025	<0.05	<0.08
	15/07/2019	<0.002	<0.002	<0.025	<0.05	<0.08
BORES DOWN-GRADIENT OF PIT 23 (IN PREDICTED FLOW PATH)						
BW36	<i>Bore blocked – to be replaced in H2 2019</i>					
WRK300	18/10/2018	<0.002	<0.001	<i>N.S.</i>	<i>N.S.</i>	<i>N.S.</i>
	21/01/2019	<0.002	<0.002	<0.025	<0.05	<0.08
	18/02/2019	<0.002	<0.002	<0.025	<0.05	<0.08
	21/03/2019	<0.002	0.002	<0.025	<0.05	<0.08
	17/04/2019	<0.002	<0.002	<0.025	0.03	0.09
	16/07/2019	<0.002	<0.002	<0.025	0.03	<0.08
GW04	28/11/2018	<0.002	<0.002	<0.025	0.04	0.15
	15/01/2019	<0.002	<0.002	<0.025	0.09	0.19
	08/07/2019	<0.002	<0.001	<0.025	0.1	0.2
GW01	07/06/2018	<0.002	<0.002	<0.025	<0.05	<0.08
	15/01/2019	<0.002	<0.002	<0.025	0.48	1.36
	20/03/2019	<0.002	<0.002	<0.025	0.48	1.22
	15/04/2019	<0.002	<0.002	<0.025	0.4	1.2
	14/05/2019	0.0095	0.009	<0.025	0.47	1.36
	18/06/2019	<0.002	<0.002	<0.025	0.46	1.29
	08/07/2019	<0.002	0.002	<0.025	0.28	0.77
	28/11/2018	<0.002	<0.002	<0.025	0.05	0.11

CL:SO4		Na:Ca		Groundwater Travel Time (Years) *	
Ratio	% Red.	Ratio	% Red.		
<i>n/a</i>	<i>n/a</i>	<i>n/a</i>	<i>n/a</i>	36 years	
<i>n/a</i>	<i>n/a</i>	<i>n/a</i>	<i>n/a</i>		
5.1	-2%	7.8	-14%		
4.6	11%	7.0	9%		
4.2	-10%	12.7	5%		
4.0	4%	11.5	9%		
4.7	-17%	13.3	-16%		
3.4	0%	15.1	-3%		
3.2	6%	16.1	-7%		
3.8	-16%	16.0	1%		
BORES DOWN-GRADIENT OF PIT 23 (IN PREDICTED FLOW PATH)					
<i>Bore blocked – to be replaced in H2 2019</i>					
5.5	1%	7.0	1%		36 years
6.0	-9%	6.0	13%		
5.2	14%	7.0	0%		
5.8	-13%	5.6	21%		
6.2	-7%	6.5	8%		
5.7	9%	7.6	-18%		
3.9	<i>I.D.</i>	14.2	<i>I.D.</i>	43 years	
3.9	1%	17.3	-22%		
4.4	-13%	14.2	18%		
8.4	<i>I.D.</i>	6.0	<i>I.D.</i>	88 years	
8.5	-1%	27.7	-363%		
8.3	2%	29.4	-6%		
10.0	-20%	25.3	9%		
9.4	6%	32.8	-30%		
8.0	14%	32.1	2%		
8.5	10%	32.7	-2%		
5.1	<i>I.D.</i>	34.2	<i>I.D.</i>		

Bore ID	Date	Thorium (mg/L)	Uranium (mg/L)	U-238 (Bq/L)	Ra226 (Bq/L)	Ra228 (Bq/L)	CL:SO4		Na:Ca		Groundwater Travel Time (Years) *
							Ratio	% Red.	Ratio	% Red.	
Precautionary trigger		<i>n/a</i>	0.17	0.17	4.3	1.7	<i>n/a</i>	<i>n/a</i>	<i>n/a</i>	<i>n/a</i>	
Upper trigger		<i>n/a</i>	0.2	0.2	5.0	2.0	<i>n/a</i>	<i>n/a</i>	<i>n/a</i>	<i>n/a</i>	
GW02	15/01/2019	<0.002	<0.002	<0.025	0.05	0.15	6.0	-18%	46.1	-35%	144 years
	10/07/2019	<0.002	<0.002	0.296	0.1	0.32	7.0	-15%	61.9	-34%	
GW03	28/11/2018	<0.002	<0.002	0.025	0.07	0.16	5.7	<i>I.D.</i>	9.5	<i>I.D.</i>	176 years
	15/01/2019	<0.002	<0.002	<0.025	<0.05	<0.08	5.3	8%	7.0	26%	
	19/02/2019	<0.002	<0.002	<0.025	<0.05	<0.08	5.6	-6%	10.0	-6%	
	10/07/2019	<0.002	<0.001	<0.025	0.01	<0.08	6.3	-13%	11.2	-12%	
BW05	18/10/2018	<0.002	0.03	<0.025	<0.05	<0.08	11	-17%	18.8	2%	500+ years
	17/01/2019	<0.002	0.004	0.037	<0.05	<0.08	8.6	21%	15.5	18%	
	20/03/2019	<0.002	0.004	0.049	<0.05	<0.08	9.4	14%	18.1	4%	
	03/07/2019	<0.002	0.003	<0.025	0.03	<0.08	9.6	-2%	19.2	-6%	
BORES CROSS-GRADIENT OF PIT 23											
BW28A *	20/08/2018	<0.002	0.006	0.074	0.09	<0.08	8.3	-6%	7.0	-7%	N/A - Bores not on flow path from Pit 23 CL:SO4 and Na:Ca ratios shown to demonstrate natural variation only
	17/01/2019	<0.002	0.12	1.48	0.13	<0.08	7.1	9%	6.5	8%	
	18/02/2019	<0.002	0.014	0.173	0.17	<0.08	6.5	16%	6.9	-7%	
	03/07/2019	<0.002	0.055	0.679	0.13	<0.08	7.7	-9%	7.2	-4%	
BW45B	29/11/2018	<0.002	<0.002	<0.025	0.22	0.86	5.6	<i>I.D.</i>	8.6	<i>I.D.</i>	
	17/01/2019	<0.002	0.002	<0.025	0.42	2.4	5.3	7%	7.8	9%	
	06/03/2019	<0.002	0.002	<0.025	0.45	2.6	5.6	-5%	8.0	-3%	
	20/03/2019	<0.002	0.021	0.259	0.83	2.77	5.5	1%	8.4	-5%	
	15/04/2019	<0.002	0.054	0.667	0.53	3.08	6.7	-21%	8.7	-3%	
	14/05/2019	<0.002	0.015	0.099	0.63	2.94	5.9	12%	9.0	-5%	
	18/06/2019	<0.002	0.018	0.222	0.69	3.4	6.2	8%	9.3	-3%	
GW07	07/06/2018	<0.002	<0.002	<0.025	<0.05	<0.08	6.2	<i>I.D.</i>	6.5	<i>I.D.</i>	
	17/01/2019	<0.002	0.024	0.296	0.06	0.32	5.2	16%	5.2	21%	
	19/02/2019	<0.002	0.045	0.556	<0.05	0.28	5.7	-10%	6.8	-32%	
	21/03/2019	<0.002	<0.002	<0.025	<0.05	0.12	6.0	-5%	7.0	-3%	
	03/07/2019	<0.002	0.021	0.259	0.06	0.2	6.6	-11%	7.9	-13%	

Bore ID	Date	Thorium (mg/L)	Uranium (mg/L)	U-238 (Bq/L)	Ra226 (Bq/L)	Ra228 (Bq/L)	CL:SO4		Na:Ca		Groundwater Travel Time (Years) *
							Ratio	% Red.	Ratio	% Red.	
Precautionary trigger		<i>n/a</i>	0.17	0.17	4.3	1.7	<i>n/a</i>	<i>n/a</i>	<i>n/a</i>	<i>n/a</i>	
Upper trigger		<i>n/a</i>	0.2	0.2	5.0	2.0	<i>n/a</i>	<i>n/a</i>	<i>n/a</i>	<i>n/a</i>	
BORES REPRESENTATIVE OF BACKGROUND											
IWB2	18/10/2018	<0.002	0.002	<0.025	0.03	<0.08	7.5	13%	60.9	6%	N/A - Bores not on flow path from Pit 23 Ratios shown to demonstrate range of natural fluctuation only
	10/01/2019	<0.002	<0.002	<0.025	<0.05	0.08	7.5	0%	60	1%	
	11/07/2019	<0.002	<0.001	<0.025	0.03	<0.08	7.0	6%	70.6	-18%	
IWB6	03/07/2018	<0.002	0.002	<0.025	<0.05	<0.08	1.7	-1%	44.8	0%	
	10/01/2019	<0.002	<0.002	<0.025	<0.05	<0.08	1.7	6%	46.0	-3%	
	11/07/2019	<0.002	<0.001	<0.025	0.02	<0.08	1.8	-13%	50.0	-9%	
BW53 ("Puls")	03/07/2018	<0.002	<0.001	<0.025	<0.05	0.11	2.9	-11%	15.6	-74%	
	10/01/2019	<0.002	<0.002	<0.025	<0.05	0.19	2.5	15%	9.6	39%	
	19/02/2019	<0.002	<0.002	<0.025	<0.05	0.16	2.6	11%	12.1	22%	
	10/07/2019	<0.002	<0.002	<0.025	0.04	0.11	2.7	-4%	18.3	-51%	

NOTES

- < = results below the laboratory limit of detection. These are treated as a negative (-) concentrations in figures presented in this report to allow graphical representation.
- Results highlighted in **orange** indicate an exceedance of the precautionary trigger
- Results highlighted in **pink** indicate an exceedance of the upper trigger
- Calculated ratios in **green** represent values that increase following an initial ">10%" reduction (i.e. no consecutive >10% reduction)
- Calculated ratios in **red** represent values above the ">10%" reduction threshold (initial identified exceedance).
- Calculated ratios in **red highlight** represent a confirmed ">10%" reduction in consecutive or follow-up samples
- N.S. = not sampled / analysed
- I.D. = insufficient data to allow calculation of ionic ratio (only one data-point available)
- Groundwater arrival year is based on groundwater model predictions (particle tracking) per CDM Smith (2015) and EMM (2019), and assumes that groundwater flow originates from Pit 23 immediately on commencement of the first by-product disposal to into Pit 23 (December 2011).
- BW28A is incorrectly referenced in the EMP (Revision 4) as being down-gradient of Pit 23. Groundwater modelling and particle tracking per CDM Smith (2014) and EMM (2019) indicate that BW28A is cross-gradient to the predicted groundwater flow path from Pit 23.

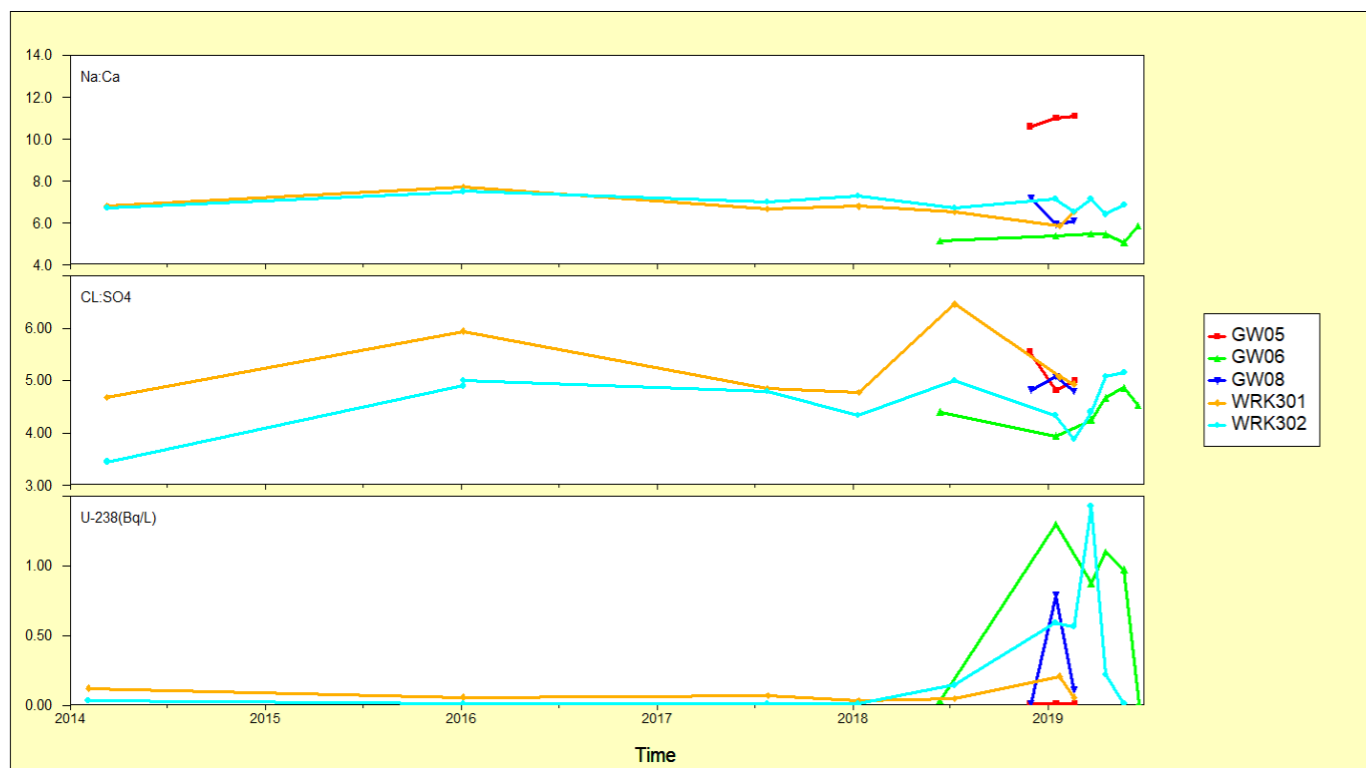


Figure 7: U-238 and ionic balance trends – up-gradient bores (1 of 2)

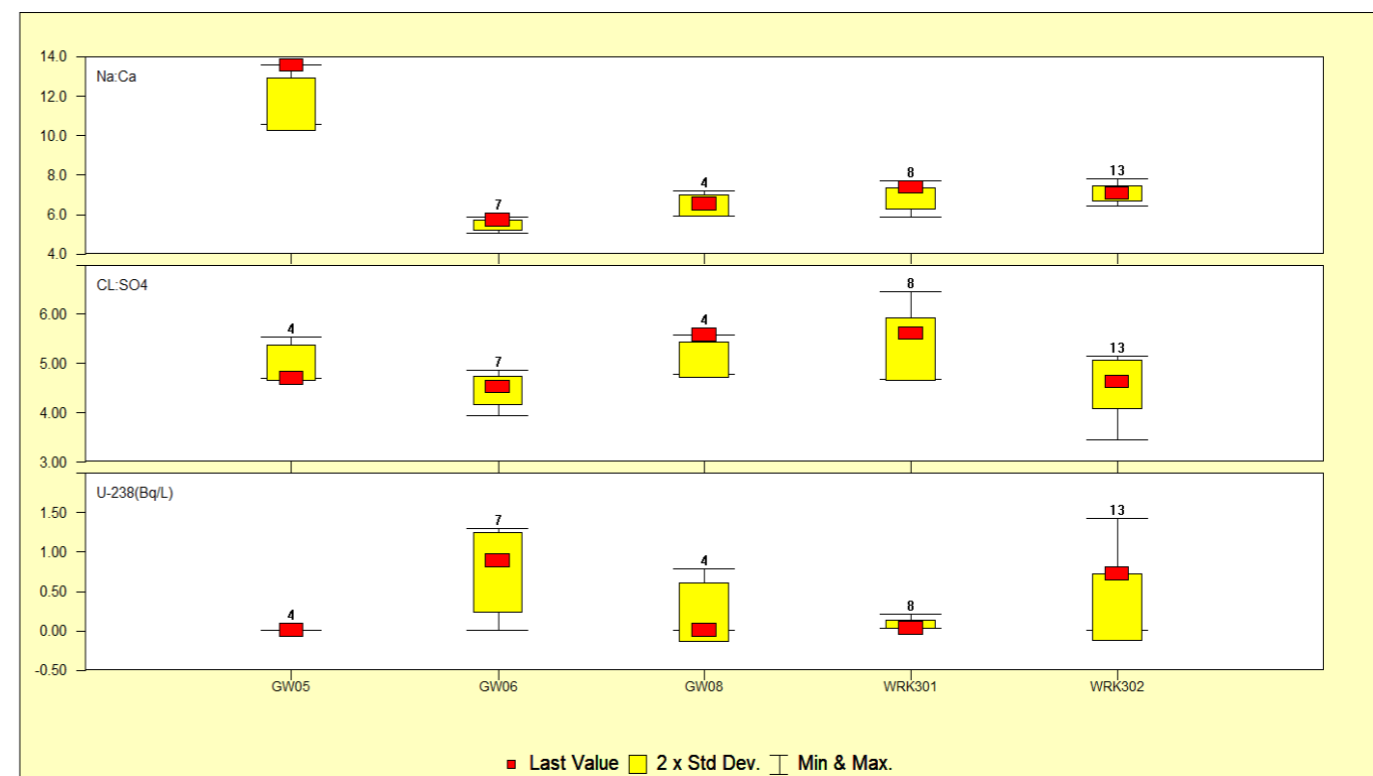


Figure 8: U-238 and ionic balance trends – up-gradient bores (2 of 2)

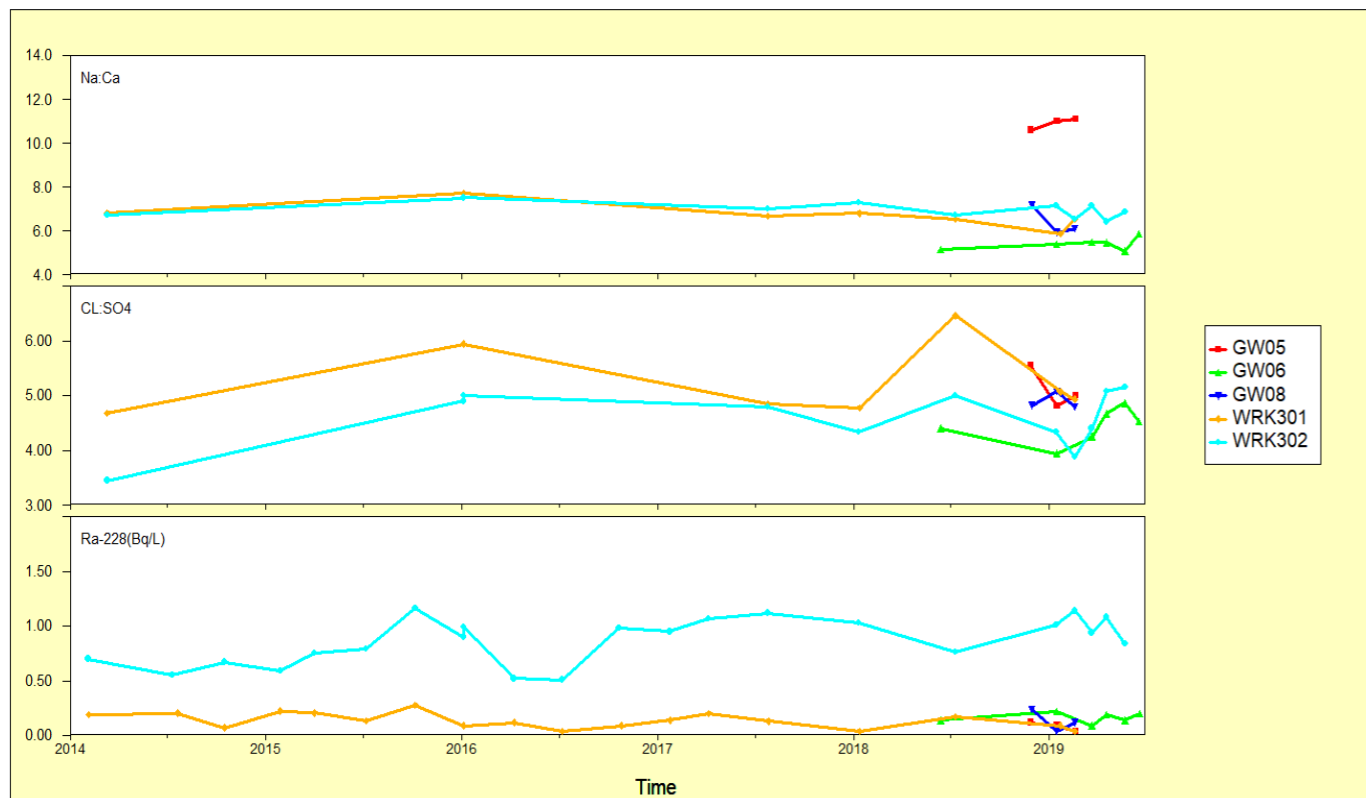


Figure 9: Ra-228 and ionic balance trends – up-gradient bores (1 of 2)

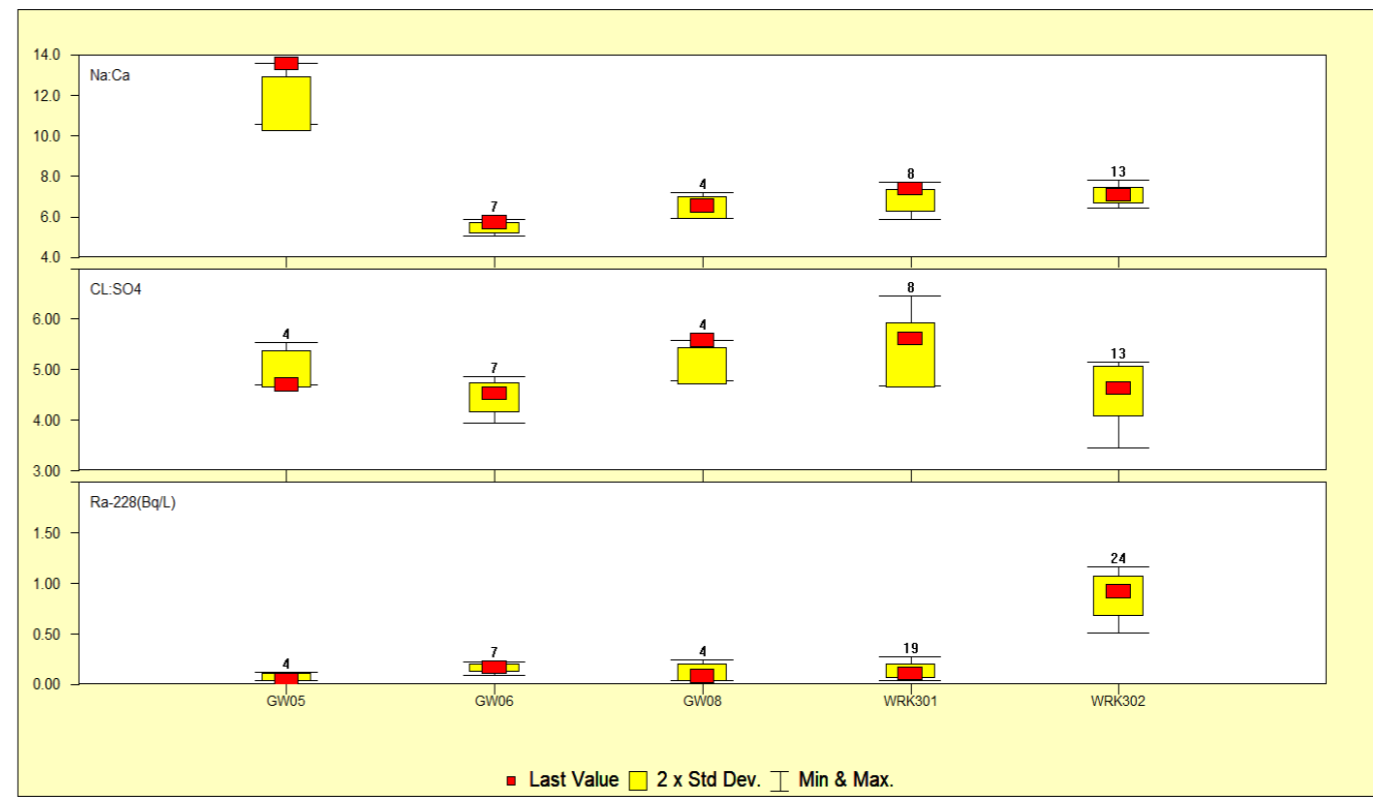


Figure 10: Ra-228 and ionic balance trends – up-gradient bores (2 of 2)

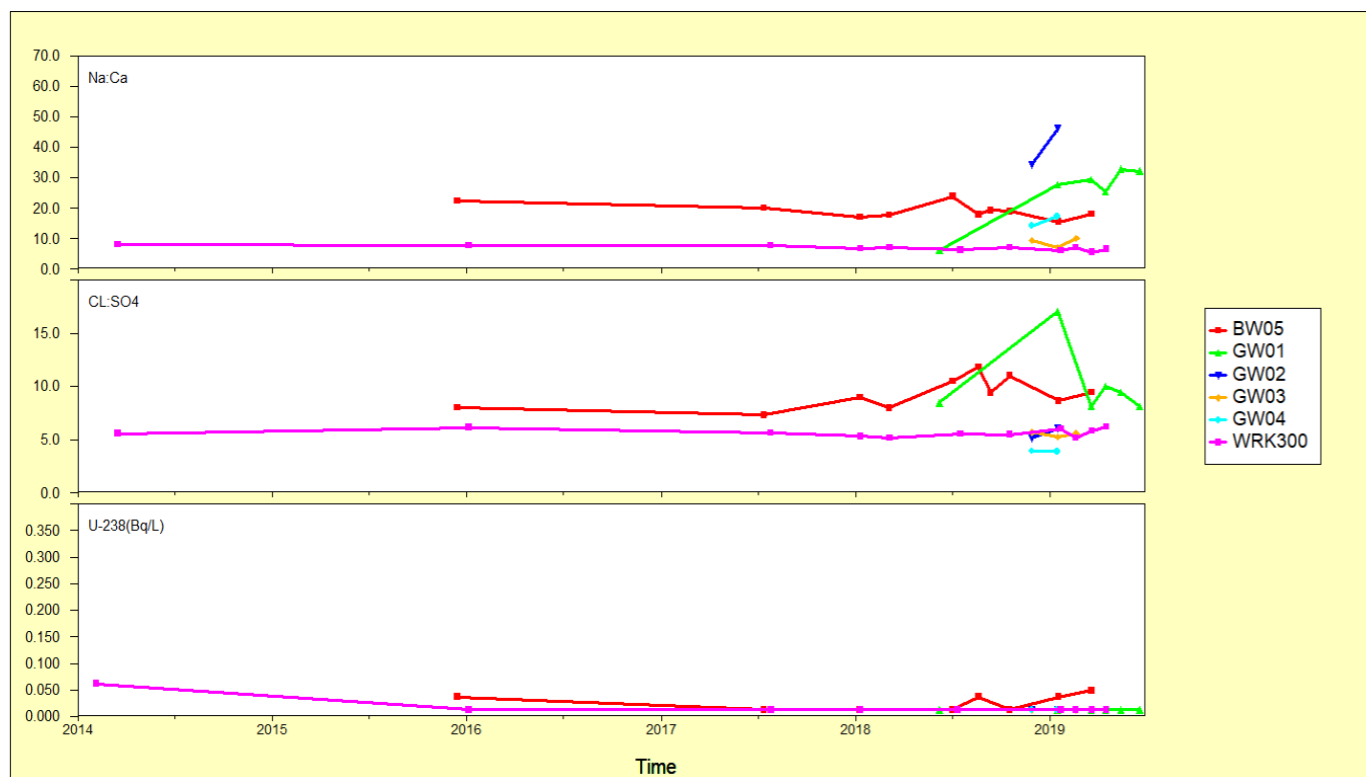


Figure 11: U-238 and ionic balance trends – down-gradient bores (1 of 2)

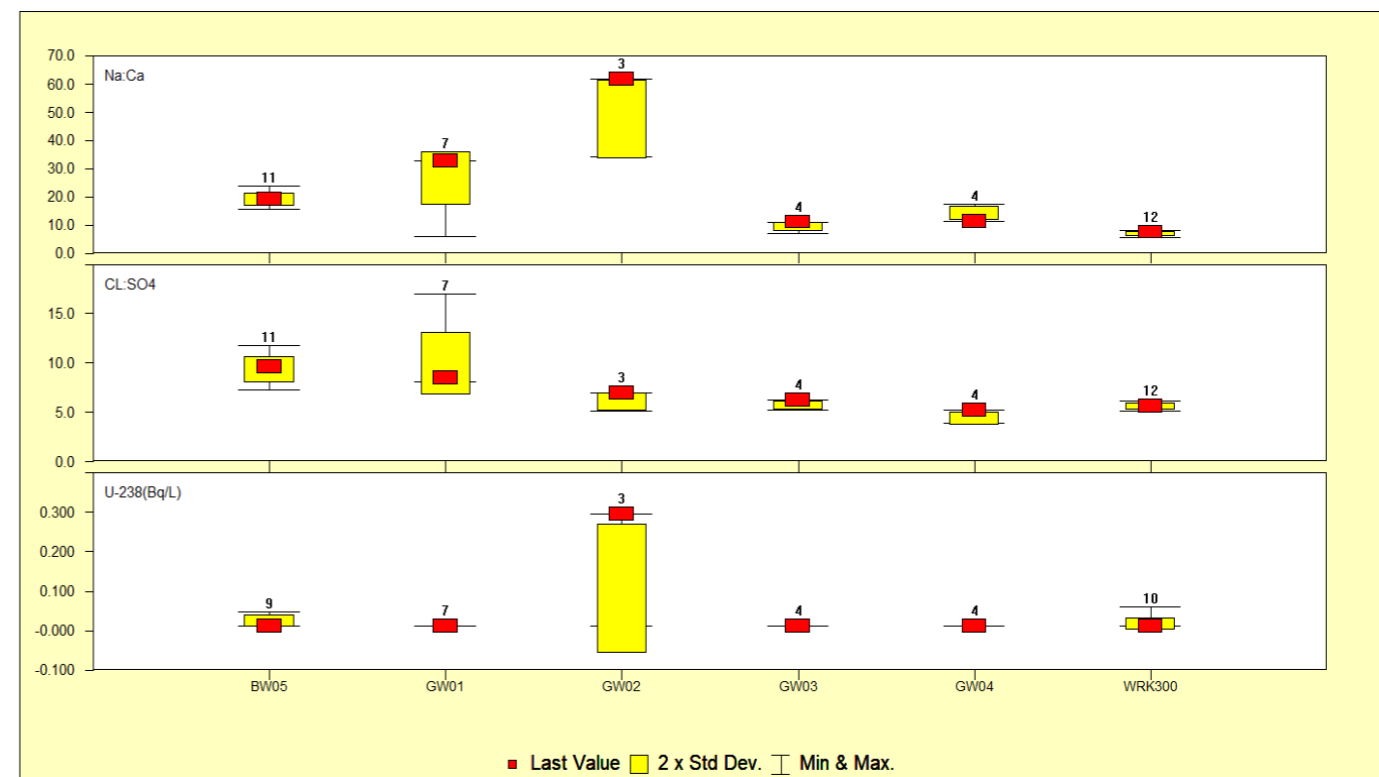


Figure 12: U-238 and ionic balance trends – down-gradient bores (2 of 2)

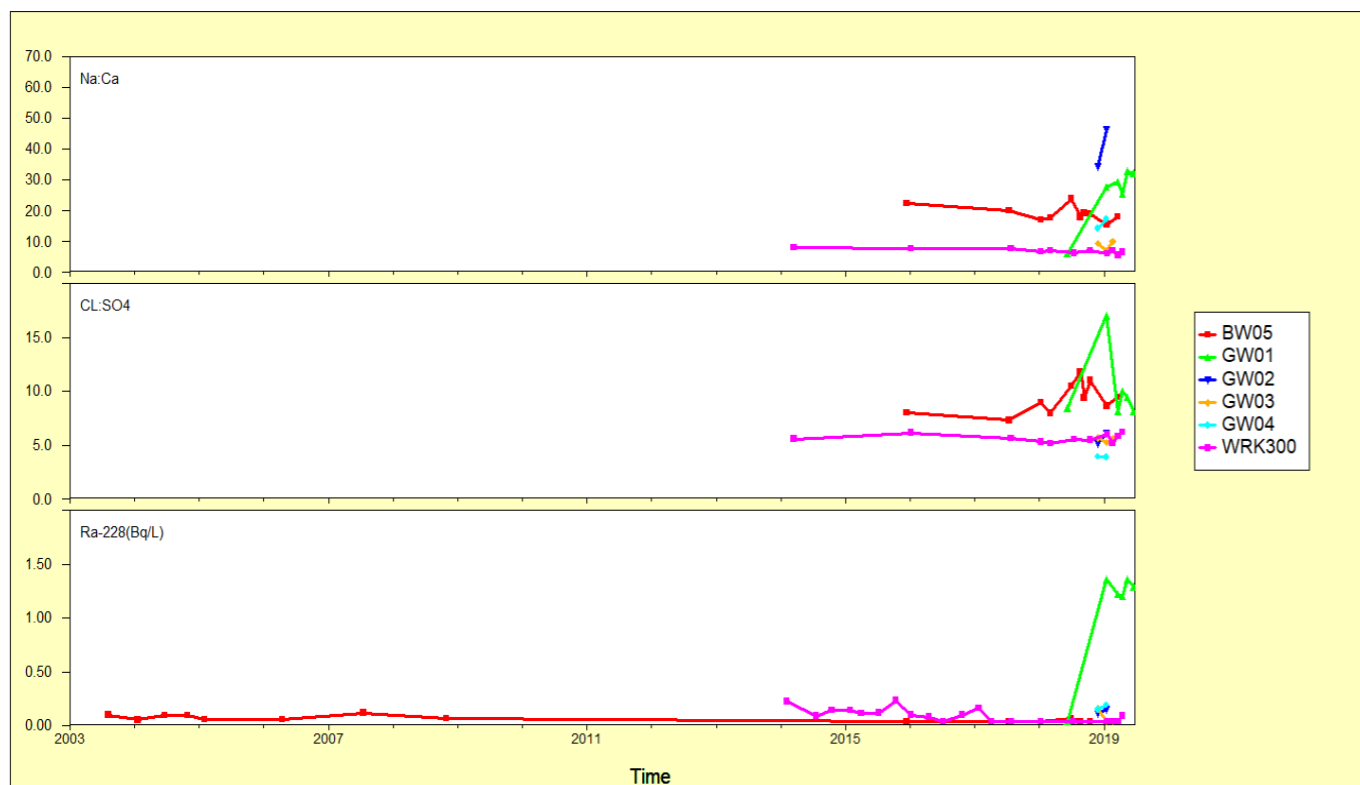


Figure 13: Ra-228 and ionic balance trends – down-gradient bores (1 of 2)

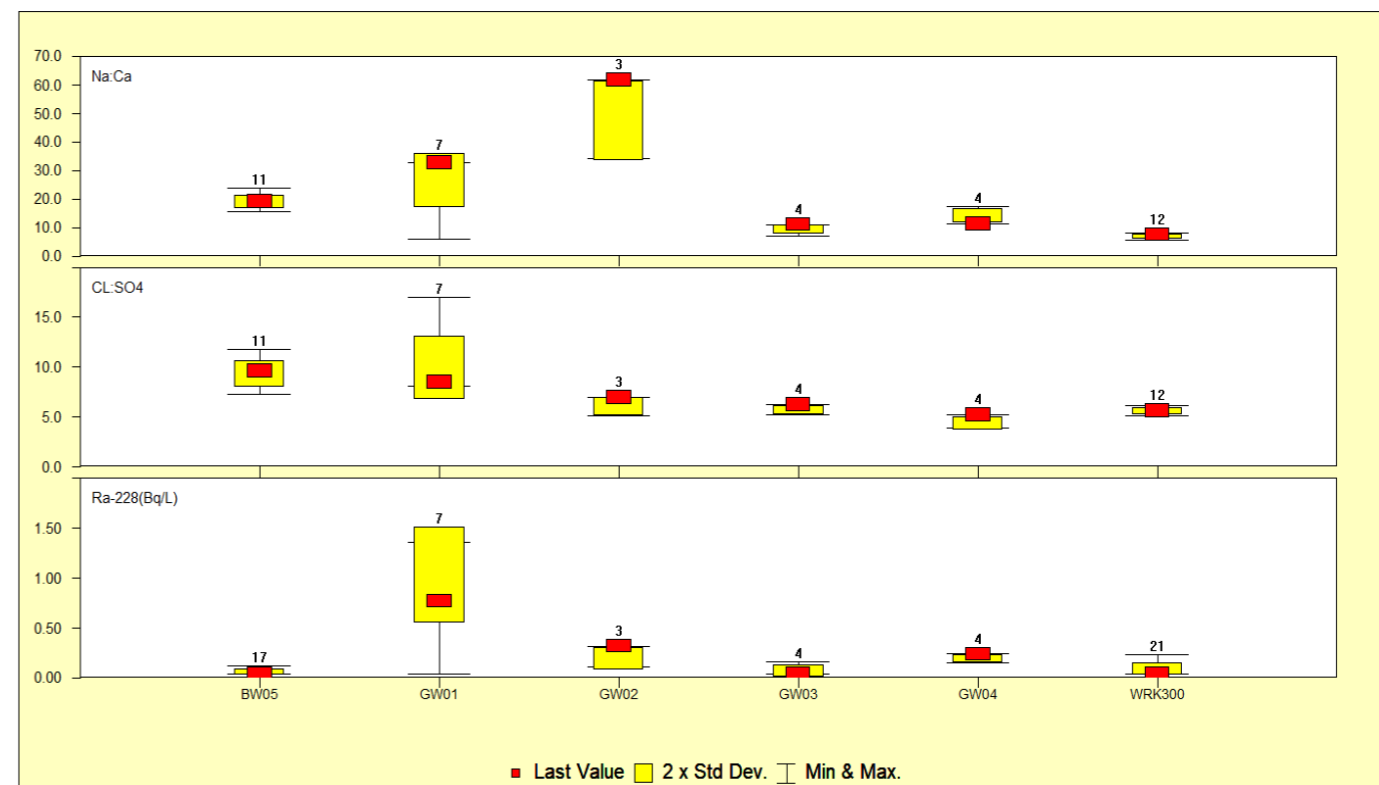


Figure 14: Ra-228 and ionic balance trends – down-gradient bores (2 of 2)

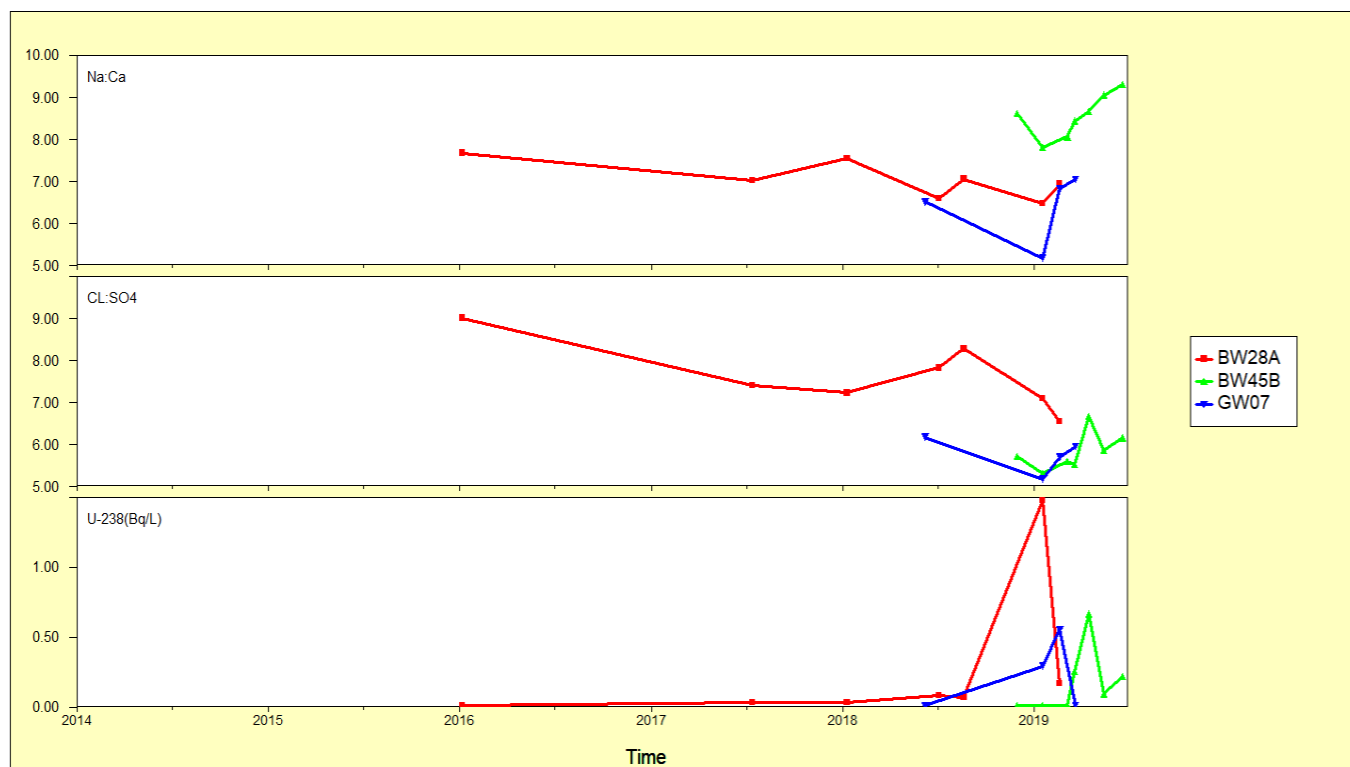


Figure 15: U-238 and ionic balance trends – cross-gradient bores (1 of 2)

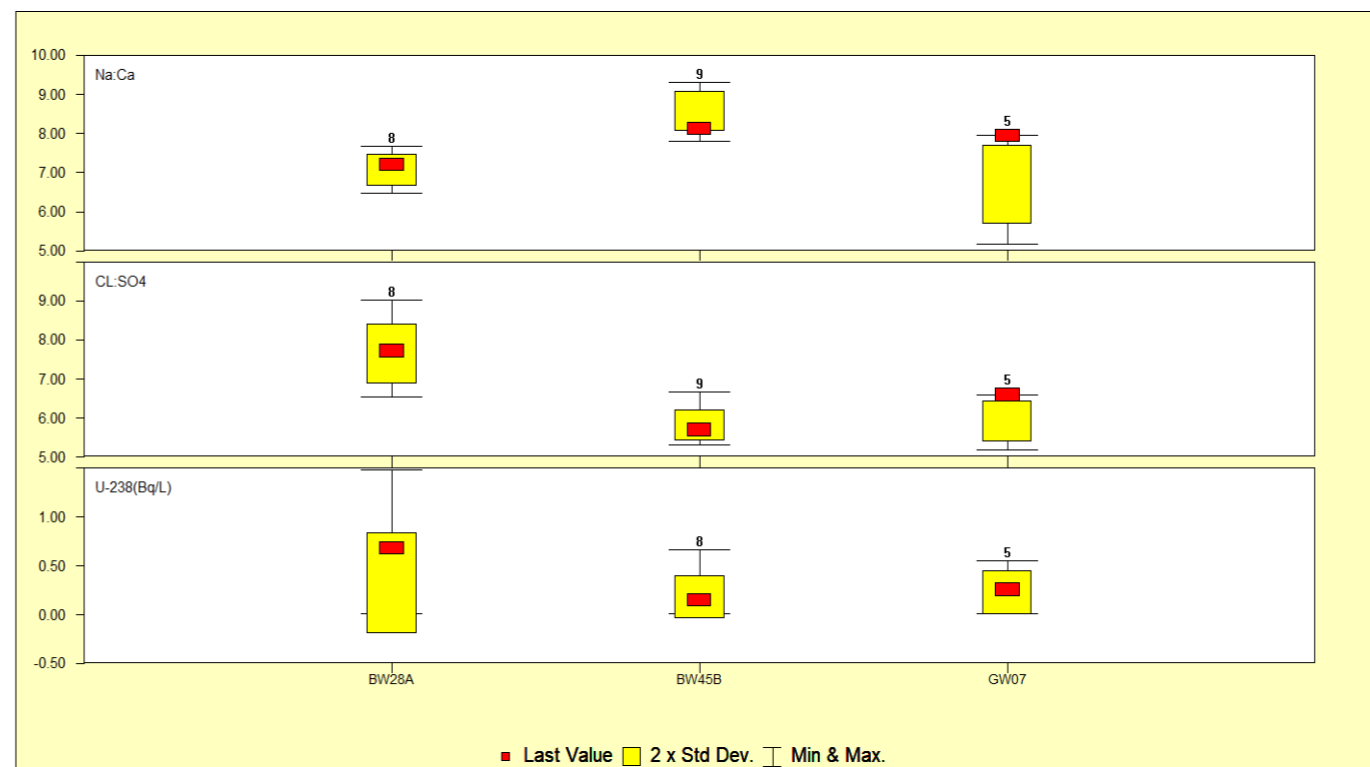


Figure 16: U-238 and ionic balance trends – cross-gradient bores (2 of 2)

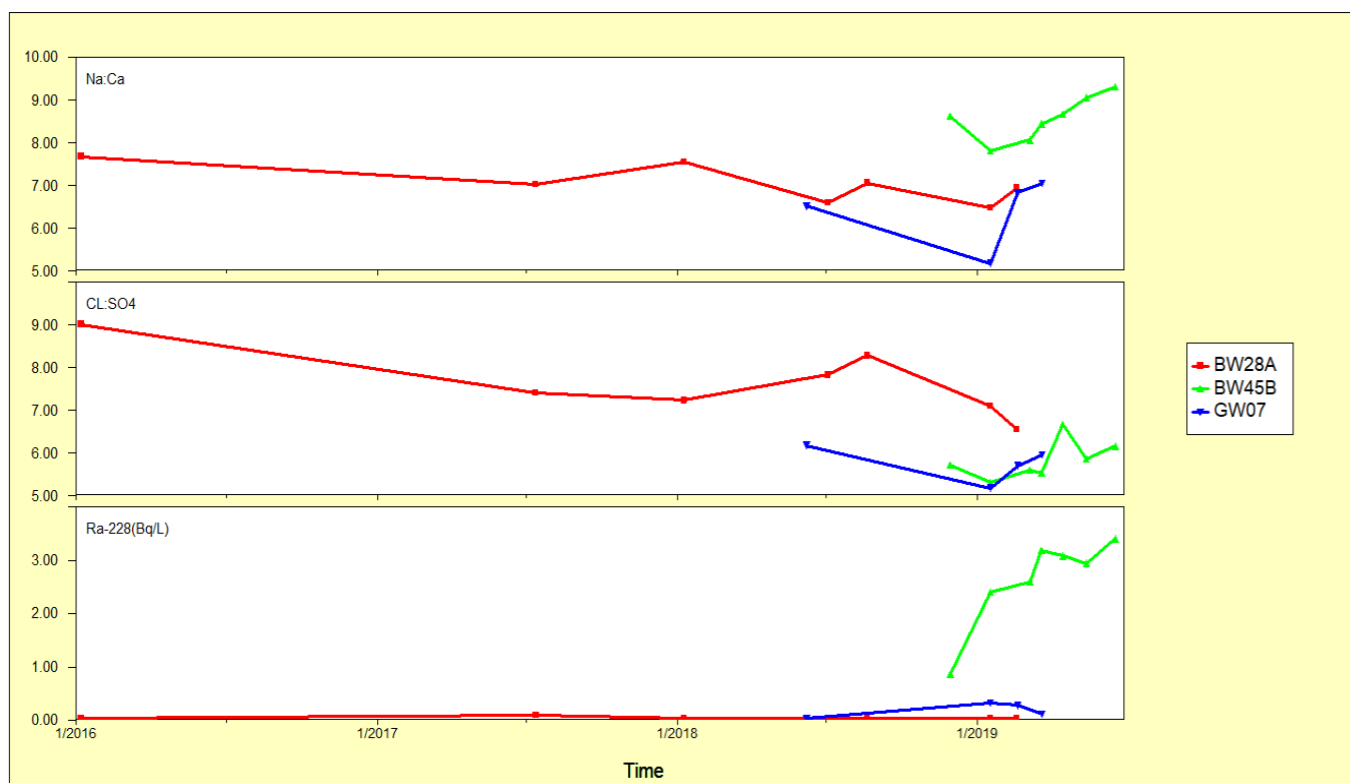


Figure 17: Ra-228 and ionic balance trends – cross-gradient bores (1 of 2)

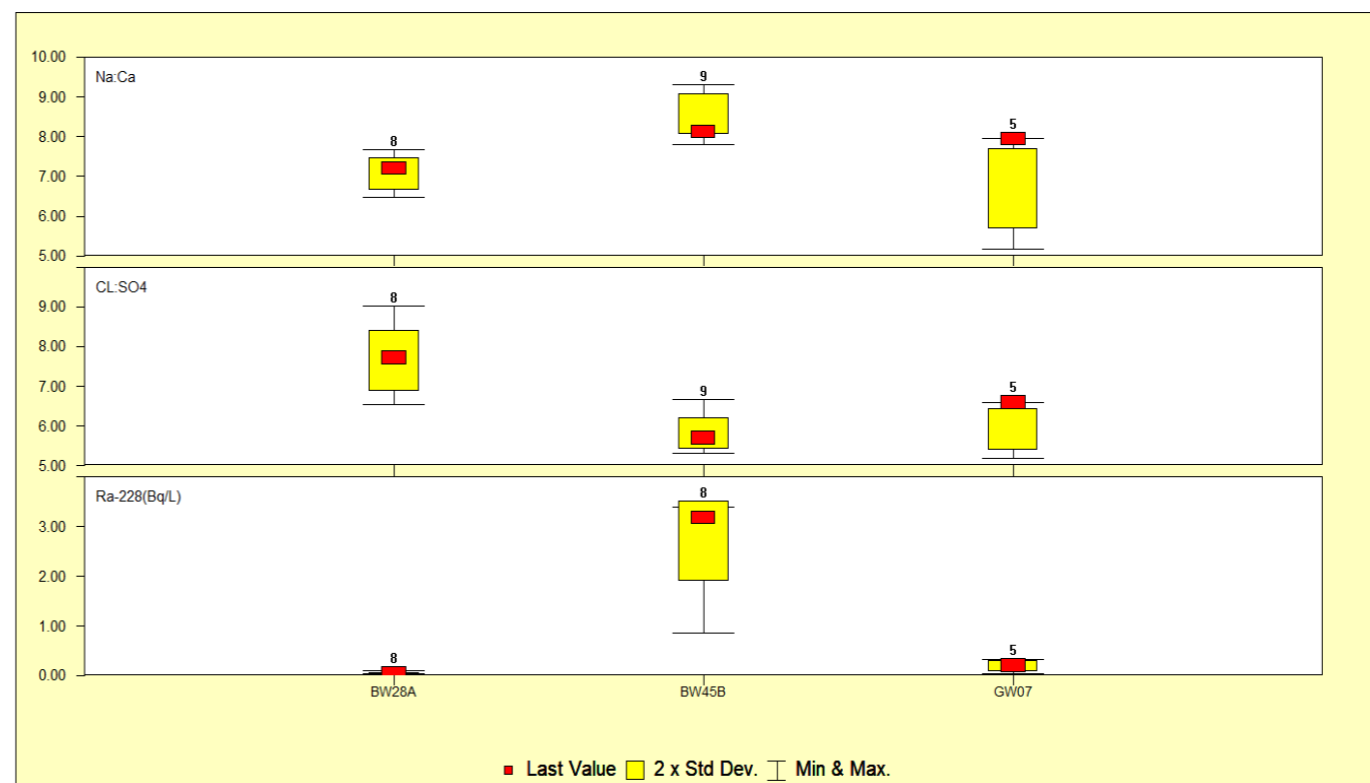


Figure 18: Ra-228 and ionic balance trends – cross-gradient bores (2 of 2)

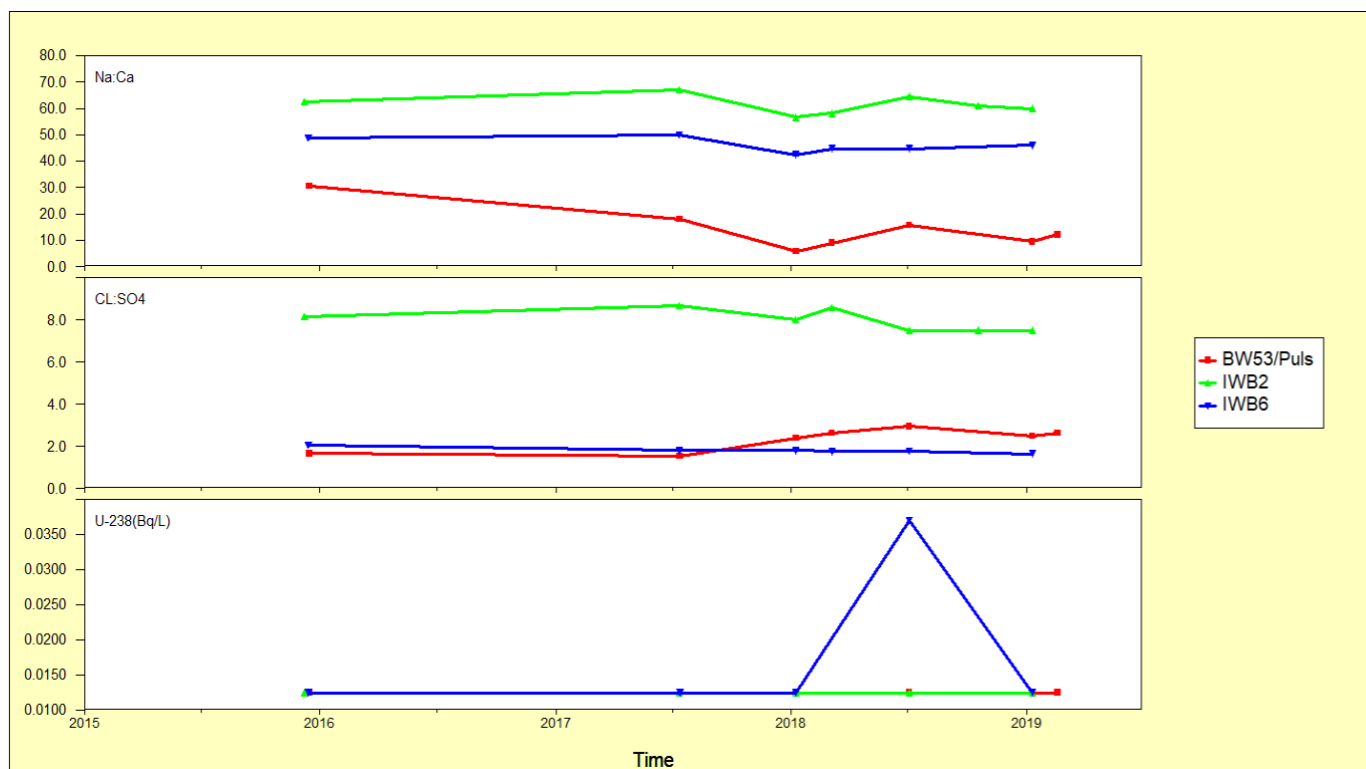


Figure 19: U-238 and ionic balance trends – bores representing background (1 of 2)

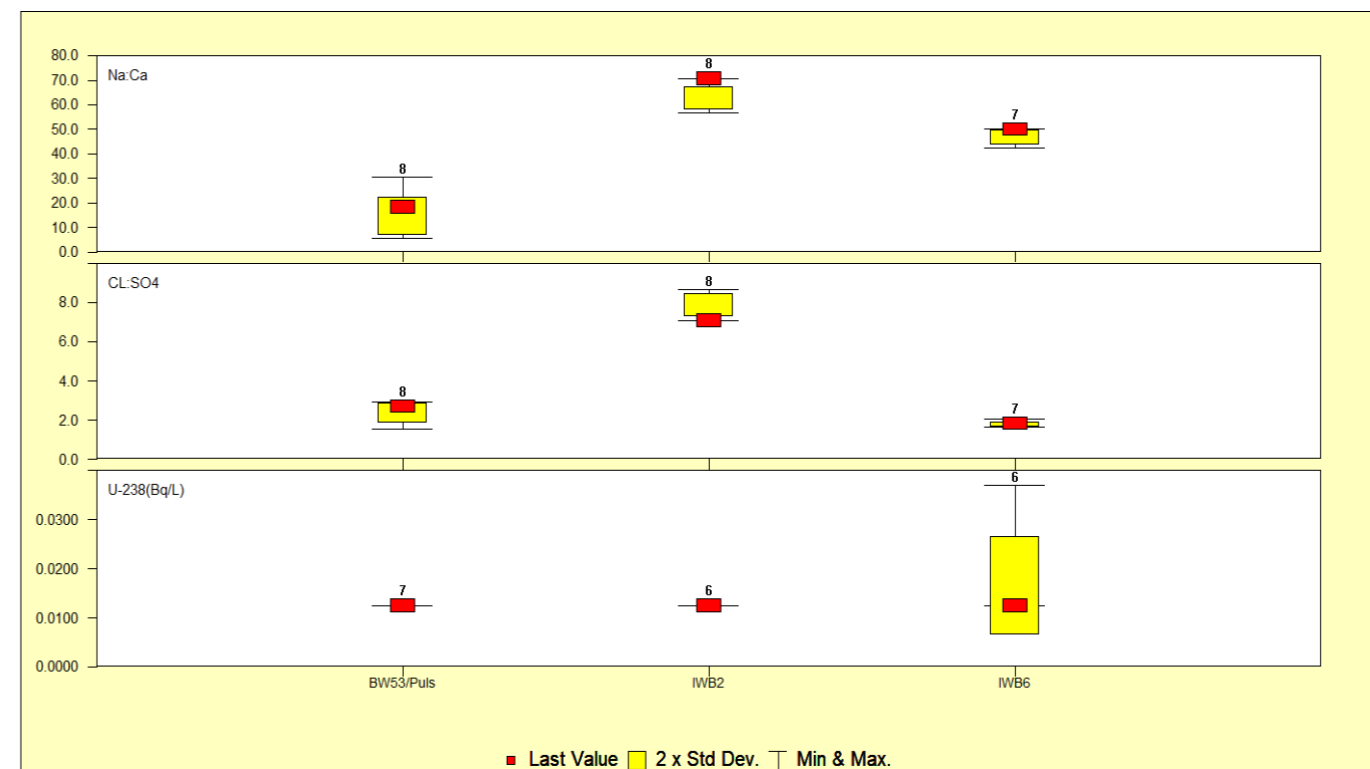


Figure 20: U-238 and ionic balance trends – bores representing background (2 of 2)

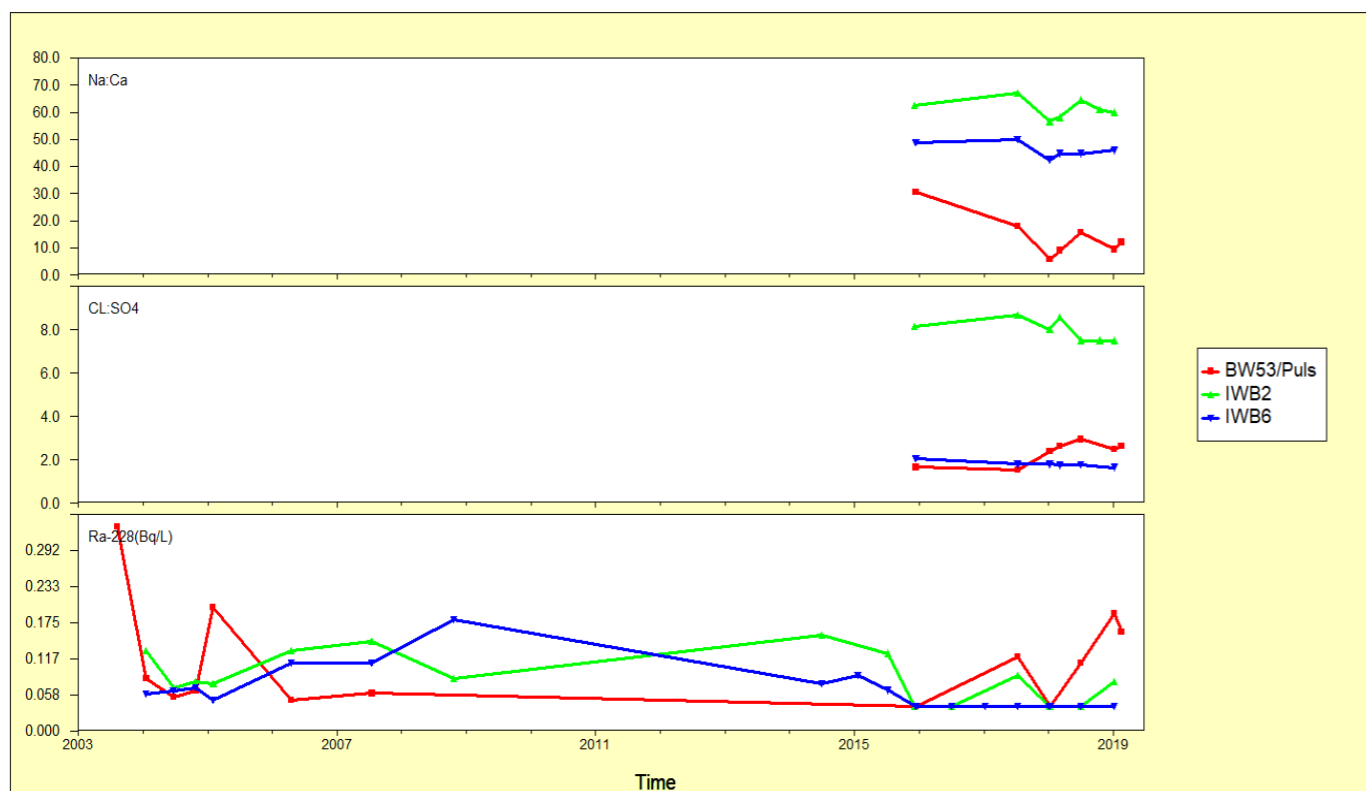


Figure 21: Ra-228 and ionic balance trends – bores representing background (1 of 2)

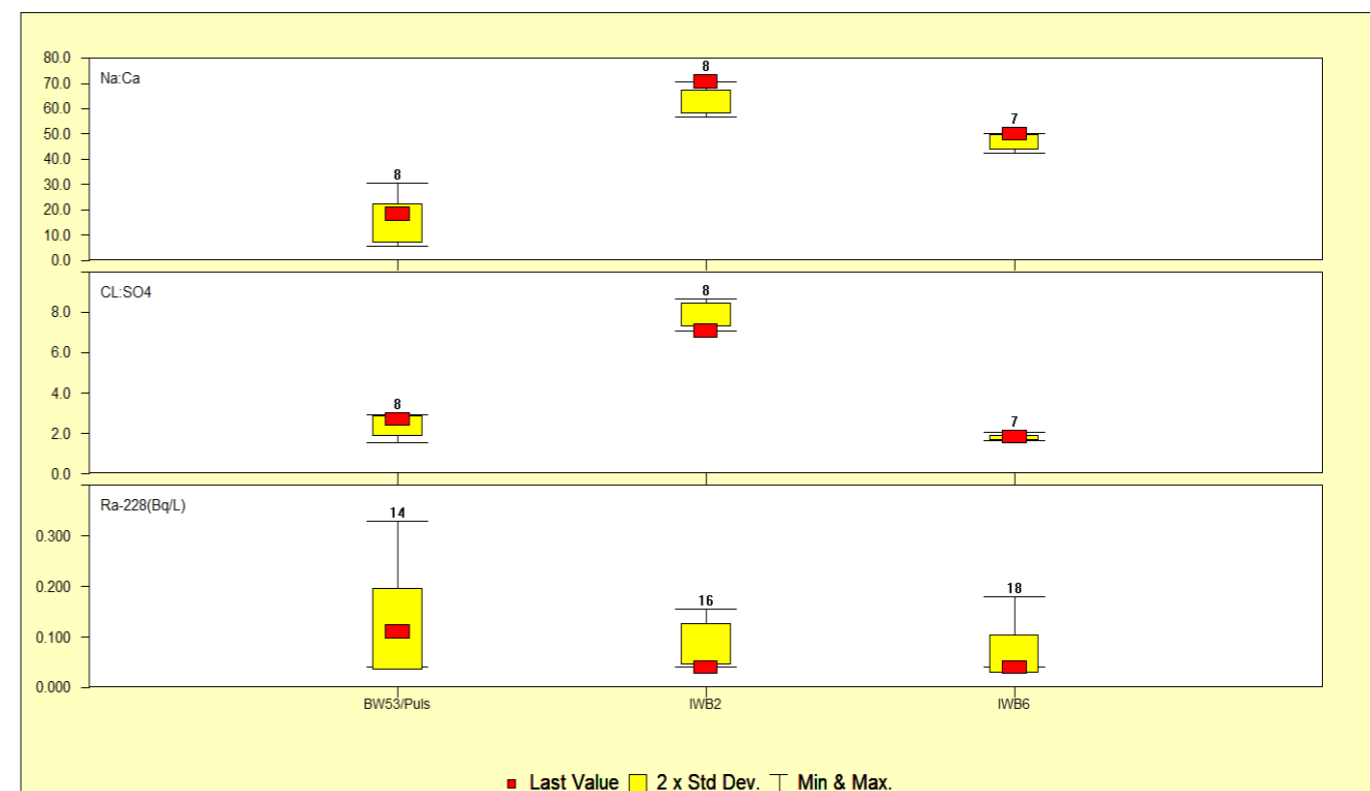


Figure 22: Ra-228 and ionic balance trends – bores representing background (2 of 2)

4.1.3.3 Other analytes

In accordance with Section 7.6.7 of the EMP, biannual groundwater samples obtained from the monitoring locations are subjected to in-field and laboratory analysis for a suite of target parameters.

Analyte concentrations above trigger limits that coincided with ionic balance ratio triggers are presented in Table 5. In summary:

- an exceedance for total dissolved solids (TDS) and sulfate occurred at GW08 during January and February, however this bore is located up gradient of Pit 23 and not on the predicted flow path from Pit 23;
- all results are consistent with historical values and do not indicate seepage from Pit 23.

Table 5: Groundwater quality exceedances vs ionic balance ratios, H1 2019

Bore ID	Date	TDS (mg/L)	Sulphate (mg/L)	CL:SO4		Na:Ca	
				Ratio	% Red.	Ratio	% Red.
<i>Precautionary trigger</i>		8500	850	<i>n/a</i>	<i>n/a</i>	<i>n/a</i>	<i>n/a</i>
<i>Upper trigger</i>		10000	1000	<i>n/a</i>	<i>n/a</i>	<i>n/a</i>	<i>n/a</i>
GW08 Up- gradient	14/01/2019	13000	1300	5.1	-5%	5.9	17%
	18/02/2019	13000	1400	4.8	6%	6.1	15%
	2 sample avg.	13000	1350	<i>n/a</i>	<i>n/a</i>	<i>n/a</i>	<i>n/a</i>

Full groundwater quality monitoring data (laboratory and field data) for the reporting period for all parameters monitored is provided in **Appendix B** and **Appendix C** of this report, respectively.

4.2 Surface water quality

4.2.1 Runoff-fed surface water sites

In accordance with Section 8.7.1 of the EMP, surface water samples must be obtained from nominated runoff-fed surface water monitoring points if a discharge of run-off from the disturbed area of Pit 23 and surrounds occurs.

No discharges occurred during the reporting period and subsequently no follow-up monitoring was required.

4.2.2 Groundwater-fed surface water sites

In accordance with Section 8.7.2 of the EMP, quarterly surface water samples obtained from the nominated groundwater-fed surface water monitoring points down-gradient of Pit 23 (i.e. surface water features receiving groundwater base-flow) are analysed for a suite of target parameters to identify the potential expression of Pit 23 groundwater seepage.

Results obtained for specific parameters are summarised in sections 4.2.2.1 - 4.2.2.3 below.

4.2.2.1 Ionic balance ratios

Assessment of potential Pit 23 seepage and expression into surface waters is based on an analysis of CL:SO₄ and Na:Ca ratios obtained from quarterly monitoring, with a consecutive reduction in either ratio of >10% applied as potential indicator of Pit 23 seepage and expression at surface.

Ionic ratio results for nominated surface water monitoring locations in the H1 2019 reporting period are given in Table 6. The data presented includes results preceding and following the H1 2019 reporting period to show longer-term trends and to demonstrate the influence of seasonality in both the availability of data (ability to obtain samples) and the influence that this natural variability has on surface water chemistry and hence the calculated ratios. The reliability of ratios calculated from data obtained after a long elapsed period of time (i.e. due to a lack of recent samples), and which suggest a consecutive >10% ratio exceedance, thus need to be interpreted with caution as they are more likely to reflect natural variation than any influence of Pit 23 seepage.

With reference to Table 6, there were no consecutive >10% exceedances in either ratio. In all cases this was attributed to an inability to obtain samples (sites dry or insufficient water available).

Full surface water quality monitoring data for the reporting period and for all parameters monitored (laboratory and field results) is provided in **Appendix D** and **Appendix E** of this report.

Sample Point	Sample Date	CL- (mg/L)	SO4 (mg/L)	CL:SO4 (ratio)	% Red.	Na (mg/L)	Ca (mg/L)	Na:Ca (ratio)	% Red.	Repeated ratio exceedance?
	19/06/2018	1800	310	5.81	-8%	1100	67	16.42	5%	
	17/07/2018	1800	330	5.45	6%	1200	58	20.69	-26%	
	17/10/2018	1600	280	5.71	-5%	1000	50	20.00	3%	
	8/01/2019	2400	350	6.86	-20%	1400	50	28.00	-40%	
	9/04/2019	2200	240	9.17	-34%	1300	49	26.53	5%	
DUSW45 (Brooksby's Swamp)	8/01/2019	DRY	DRY	DRY	DRY	DRY	DRY	DRY	DRY	N/A
	9/04/2019	DRY	DRY	DRY	DRY	DRY	DRY	DRY	DRY	N/A

NOTES

- Calculated ratios in green represent values that increase following an initial “>10%” reduction (i.e. no consecutive >10% reduction)
- Calculated ratios in red represent values above the “>10%” reduction threshold (initial identified exceedance).
- Calculated ratios in red highlight represent a confirmed “>10%” reduction in consecutive or follow-up samples
- I.D. = insufficient data to allow calculation of ionic ratio (only one data-point available)

4.2.2.2 Radionuclide concentrations

Section 7.9.1 of the EMP prescribes the locations for surface water monitoring and the monitoring frequency, as summarised in Table 7. These locations are subject to sampling and laboratory analysis for radionuclides (Thorium, Uranium, Radium-226, Radium-228 and Uranium-238).

Radionuclide monitoring results for the reporting period are presented in Figure 23 and Figure 24. The corresponding monitoring data for radionuclides in surface water is provided in **Appendix A**. Note that for concentrations reported as below the laboratory limit of reporting / limit of detection (as indicated by “<”) the numerical value is treated as a negative concentration to enable graphical representation in order to demonstrate that sampling for that analyte was undertaken in compliance with the EMP.

The monitoring results for radionuclides in surface water obtained during the reporting period confirm nil exceedances of any precautionary or upper trigger level. Further, no off-site discharges from the confines of Pit 23 or immediate area occurred.

Note that long-term data for these surface water points is available and the data presented in Figure 23 and Figure 24 represents all current data for these points.

Table 7: Monitoring program – radionuclide concentrations in surface water

Surface water monitoring locations	Frequency
DUSW14 – Costello's Creek DUSW5B – White Lake DUSW24 – McGlashin Swamp DUSW20 – North-west drainage line DUSW22 – Southern Drainage Line	<ul style="list-style-type: none"> • Quarterly; or • During or following an off-site discharge event (creek and drainage lines only)

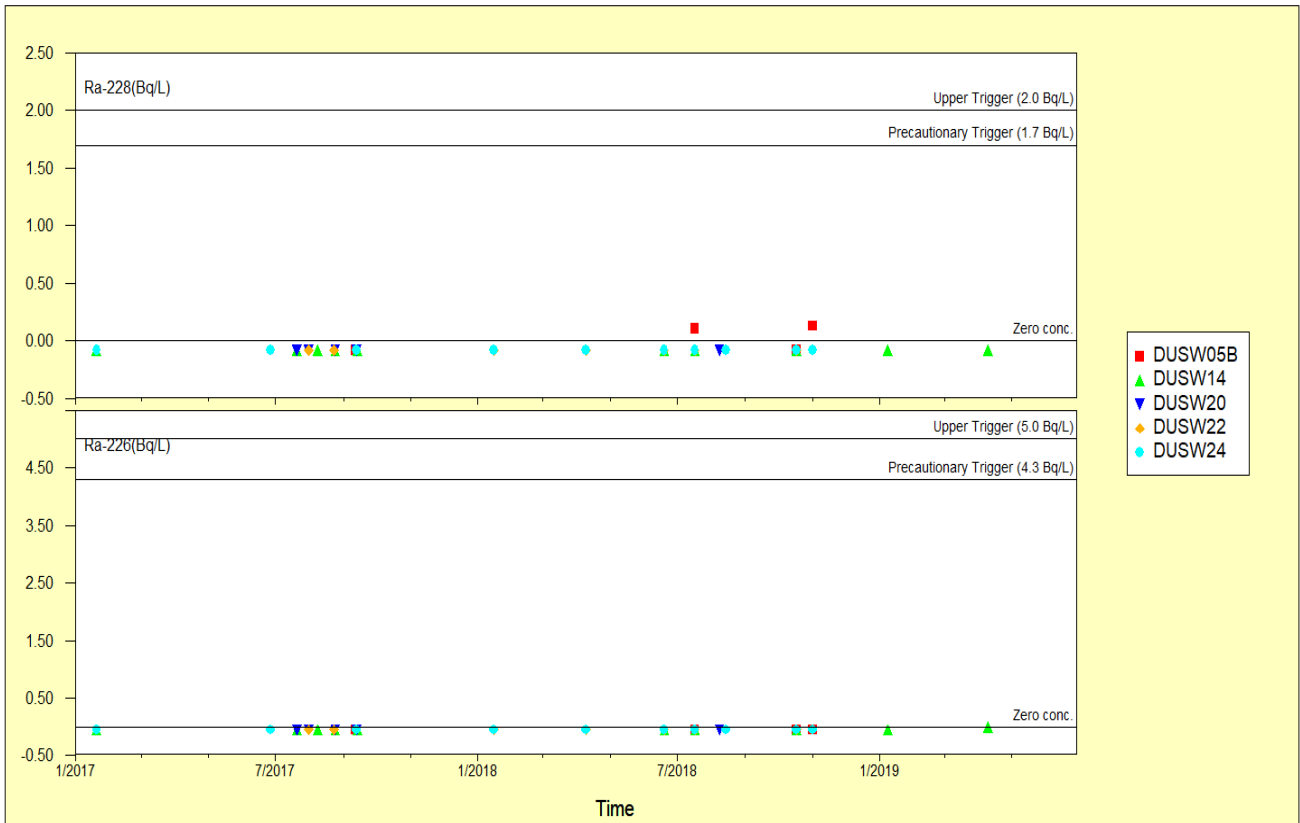


Figure 23: Ra-226 and Ra-228 in surface water

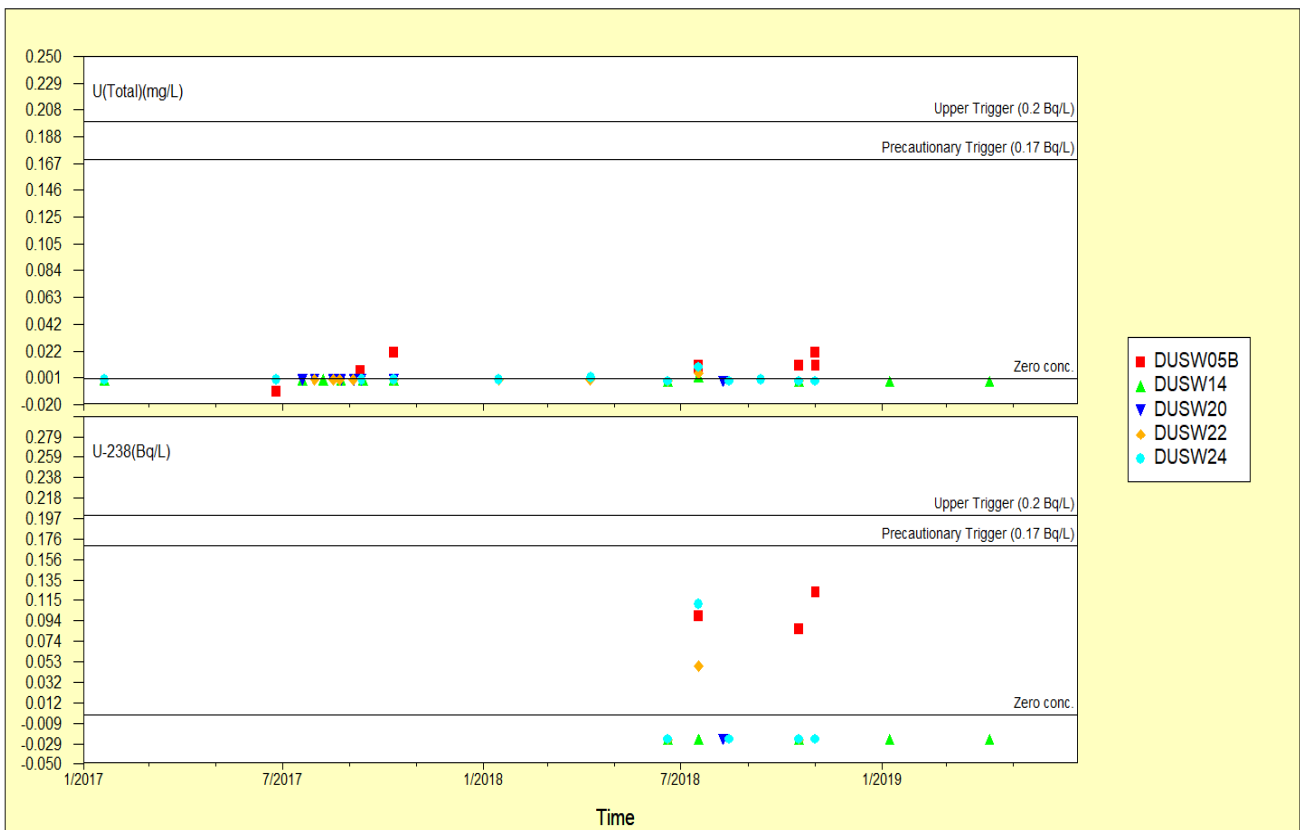


Figure 24: Uranium and U-238 in surface water

4.2.2.3 Other analytes

In accordance with Section 8.7.2 of the EMP, quarterly samples (if available) obtained from the monitoring locations are subjected to in-field and laboratory analysis for a suite of target parameters.

As discussed in Sections 4.2.1 and 4.2.2.1 there has been no runoff or discharges and no ionic balance ratios were triggered but analyte concentrations above trigger limits are presented in Table 8 and Figure 25 and are consistent with historical values.

Table 8: Electrical Conductivity and Turbidity concentrations in surface water

Sample Location	Date	EC	NTU
DUSW14	8/01/2019	8000	25
	9/04/2019	7400	25

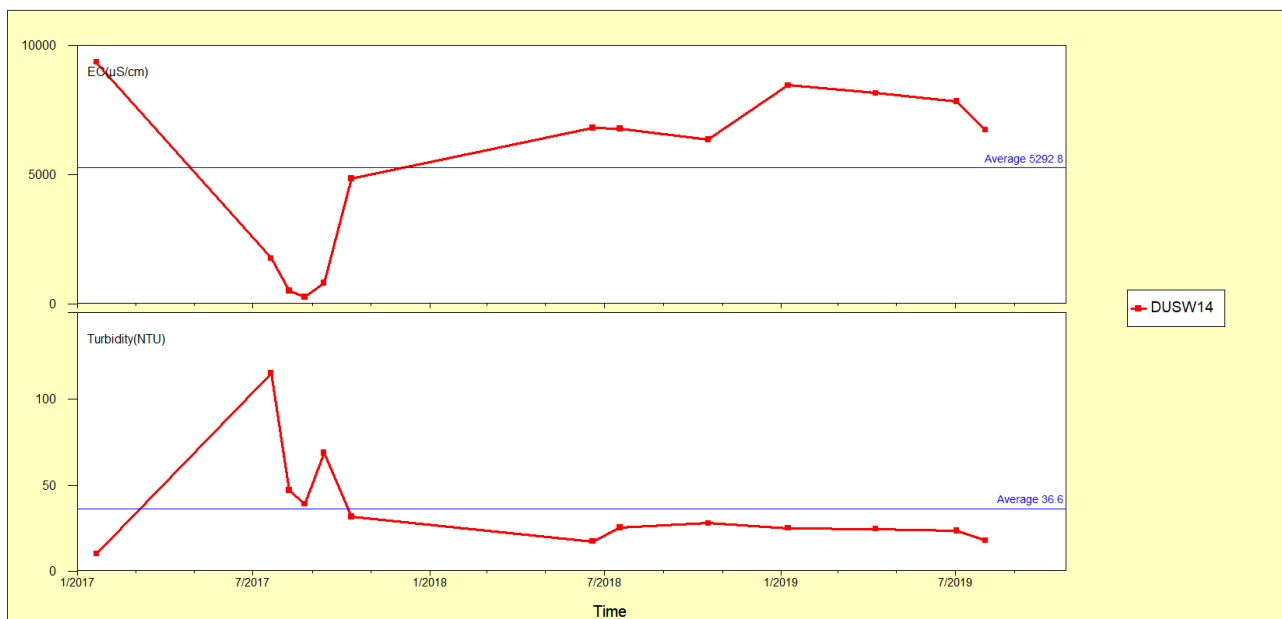


Figure 25: Electrical conductivity and Turbidity in surface water (DUSW14)

4.3 Noise

In accordance with Section 10.1.4 of the endorsed EMP, noise level measurements will be undertaken in the unlikely event that noise complaints are received.

No noise related complaints were received during the reporting period, and hence no noise levels measurements were undertaken.

4.4 PM10 concentrations in air

In accordance with Sections 9.6 and 10.1.4 of the endorsed EMP, the concentration of PM₁₀ dust in air at the Lyon’s and Chadwick’s residences is measured using high volume (‘hi-vol’) air samplers on a one-in-six day monitoring cycle. The location of these hi-vol air samplers relative to Pit 23 are shown in Figure 27.

12-month rolling results for PM₁₀ compared to daily rainfall are shown in Figure 26. Results adhere to the expected year-on-year pattern of lower airborne PM₁₀ concentrations in winter months.

Median PM₁₀ concentrations in the H1 2019 reporting period at Chadwick’s, Lyons and Rises residences were 0.013 mg/m³, 0.02 mg/m³ and 0.015 mg/m³ respectively.

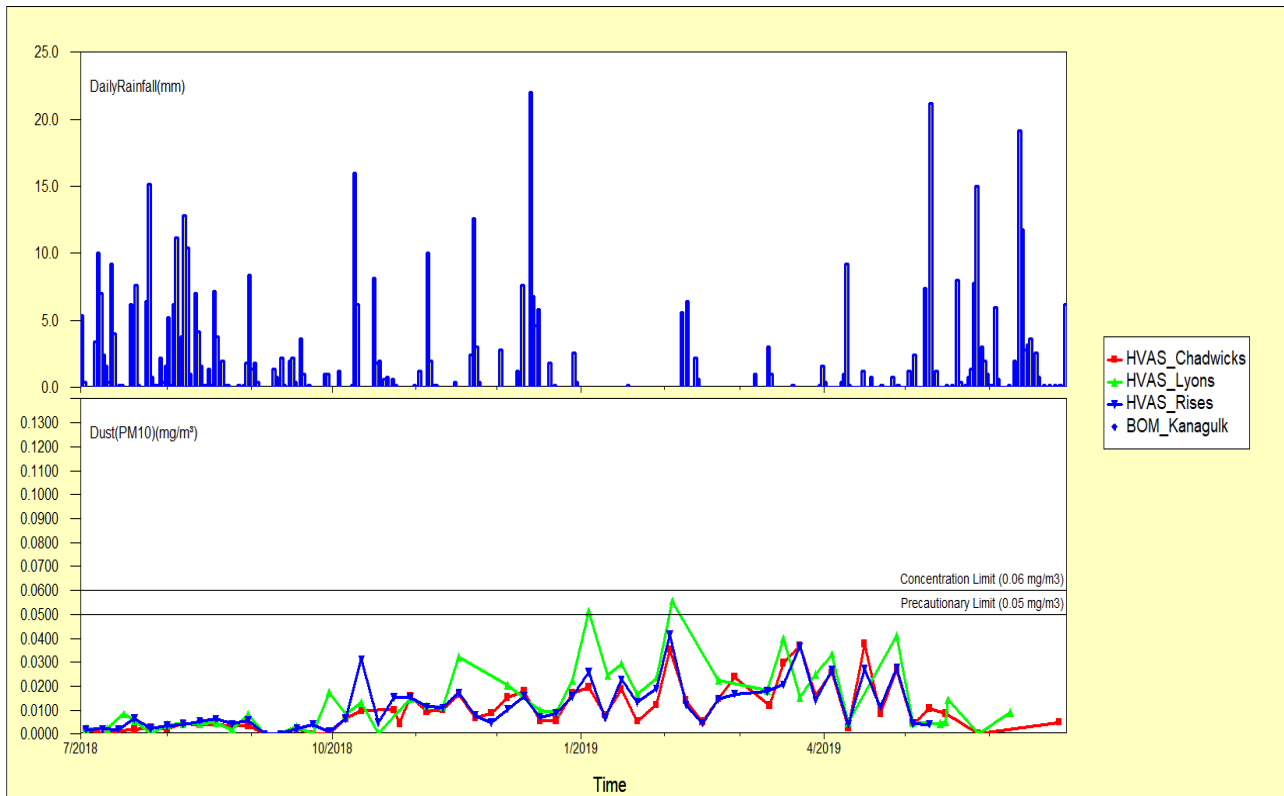


Figure 26: PM10 dust concentrations at neighbouring residences vs. daily rainfall

Two results above the precautionary PM₁₀ limit (0.05 mg/m³) were recorded at the Lyons residence in H1 2019, on 4th January 2019 and 4th February 2019.

Per Section 9.6 of the Pit 23 EMP, where an exceedance of a precautionary or upper concentration limit has occurred Iluka is to determine whether the elevated result is associated with Pit 23. This determination requires comparison between measured PM₁₀ concentrations at the Chadwick’s and Lyon’s residences per the method outlined in Table 24 of the EMP, shown below:

Location	If measured concentration is		Associated?
Chadwick’s	> Trigger Level	> Lyon’s	Yes
Chadwick’s	> Trigger Level	< Lyon’s	No
Lyon’s	> Trigger Level	> Chadwick’s	No
Lyon’s	> Trigger Level	< Chadwick’s	Yes

Assessment of the two H1 2019 precautionary exceedances observed at the Lyon’s residence based on the above protocol is given in Table 9 below.

Based on this assessment, and with reference to field monitoring notes and weather data from the Kanagulk BOM station (Station # 079097) on these dates, neither exceedance was associated with Pit 23.

In both instances the measured PM₁₀ concentrations at the Chadwick’s residence, which is sited upwind of the Lyon’s property and closer to the Pit 23 facility, were lower than those measured at Lyon’s residence and below the precautionary and upper concentration limits at the same point in time. This is supported by field monitoring records and wind data which indicate dust sources unrelated to Pit 23 use and development.

Table 9: Lyons H1 2019 PM₁₀ exceedance assessment

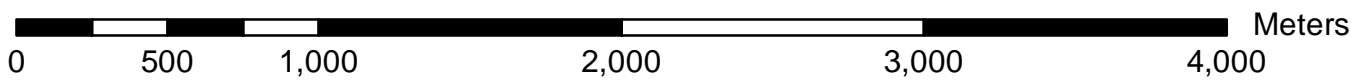
Date	Measured Concentration (mg/m ³)		Associated?	Comment
	Lyon's	Chadwick's		
4/1/19	0.051	0.019	No	Sheep activity and third-party harvesting in vicinity of hi-volume air sampler unit during monitoring event.
4/2/19	0.055	0.03 *	No	BOM station indicates winds prevailing from the S/SE during the monitoring event (Pit 23 is sited to W/NW of Lyon's residence).

* Chadwick's HVAS unit run on 3/2/19



Legend

- PM10 monitoring
- Pit 23 crest
- Pit Crests



AIR QUALITY MONITORING LOCATIONS (PM10 - Hi Vols)



4.5 Radiation monitoring – other

It is a requirement of Iluka Radiation Management Licence 300042022 that works relating to the minerals sands by-product disposal into Pit 23 are conducted in accordance with a Radiation Management Plan (RMP) and a Radioactive Waste Management Plan (RWMP), including the monitoring programs under those plans, to ensure that radiation doses are below the prescribed limit.

Radiation monitoring relevant to this performance report includes:

- Radon concentrations in air;
- Gross alpha activity concentration of airborne dust; and
- Radionuclide concentrations in groundwater and surface water.

Results for radon concentrations in air and gross alpha activity concentration of airborne dust are detailed below. Results for radionuclides in groundwater and surface water are detailed in Sections 4.1.3.2 and 4.2.2.2, respectively.

4.5.1 Radon concentrations in air

Monitoring of radon concentrations in air is undertaken at four locations within and immediately adjacent to Pit 23 and at two residences east of Pit 23 (Chadwick's) and south of Pit 23 (Rises). Radon monitoring is undertaken using Landauer "Radtrak2" radon/thoron track etch detectors and the newer RapiDOS High Sensitivity ("RapiDOS HS") radon detectors (Figure 28).

The RapiDOS HS detectors were implemented in Q4 2018 for side-by-side comparison with the existing Radtrak2 detectors, with initial results from the RapiDOS HS detectors indicating that airborne radon levels are significantly lower than those indicated by the less sensitive Radtrak2 detectors, and therefore provide a more accurate measure of actual airborne radon levels in the vicinity of Pit 23 and at local residences. This side-by-side comparison will continue through 2019 to allow for meaningful statistical comparison of radon data between units over time.

No high-sensitivity thoron detectors are available and thoron monitoring will continue using the Radtrak2 detectors.

Radon and Thoron monitoring results for the reporting period are presented in Table 10 and Table 11, and also in Figure 29 and Figure 30.

All measured radon and thoron levels in the H1 2019 reporting period were well below the reportable levels irrespective of the detectors used.



Figure 28: Radon and thoron detectors

Table 10: Radon concentrations within Pit 23 for H1 2019

Location	Radon concentration in air (Bq/m ³) <i>Radtrak2 Detectors</i>							Rapidos HS Detectors		
	Reportable level	May17 To Aug17	Aug17 To Dec17	Dec17 To Mar18	Mar18 To Jun18	Jun18 To Sep18	Oct 18 To Jan 19	Oct 18 To Jan 19	Jan 19 To Apr 19	Apr 19 To Jul 19
Pit 23 East	100	<20	<15	24 +/- 10	<15	<15	16 +/- 6	6 +/- 3	5 ± 6	8 ± 4
Pit 23 North	100	<15	<15	<15	15 +/- 10	<15	<15	7 +/- 3	<5	<5
Pit 23 West	100	<15	<15	33 +/- 10	22 +/- 10	17 +/- 12	<15	3 +/- 3	<5	<6
Pit 23 South	100	<15	<15	20 +/- 10	18 +/- 12	<15	<15	5 +/- 3	<5	7 ± 4
Chadwick's	100	<20	<15	<15	28 +/- 12	<15	<15	6 +/- 3	6 ± 6	7 ± 4
Rises	100	<15	<15	19 +/- 8	23 +/- 10	<20	<15	9 +/- 3	7 ± 6	8 ± 4

Table 11: Thoron concentrations within Pit 23 for H1 2019

Location	Thoron concentration in air (Bq/m ³) <i>Radtrak2 Detectors</i>								
	Reportable level	May17 To Aug17	Aug17 To Dec17	Dec17 To Mar18	Mar18 To Jun18	Jun18 To Sep18	Oct18 To Jan19	Jan19 To Apr19	Apr19 To Jul19
Pit 23 East	1000	34 +/- 24	21 +/- 18	285 +/- 52	72 +/- 30	77 +/- 32	40 +/- 20	67 ± 32	34 ± 20
Pit 23 North	1000	24 +/- 18	<20	41 +/- 36	<30	<40	<20	42 ± 28	<30
Pit 23 West	1000	47 +/- 20	102 +/- 18	50 +/- 32	55 +/- 32	<40	132 +/- 32	119 ± 32	68 ± 22
Pit 23 South	1000	64 +/- 20	111 +/- 26	115 +/- 34	103 +/- 36	92 +/- 34	162 +/- 28	-	138 ± 30
Chadwick's	1000	<30	<20	<30	<40	<40	21 +/- 16	<30	<30
Rises	1000	<20	<20	<30	<40	<40	<20	36 ± 28	<30

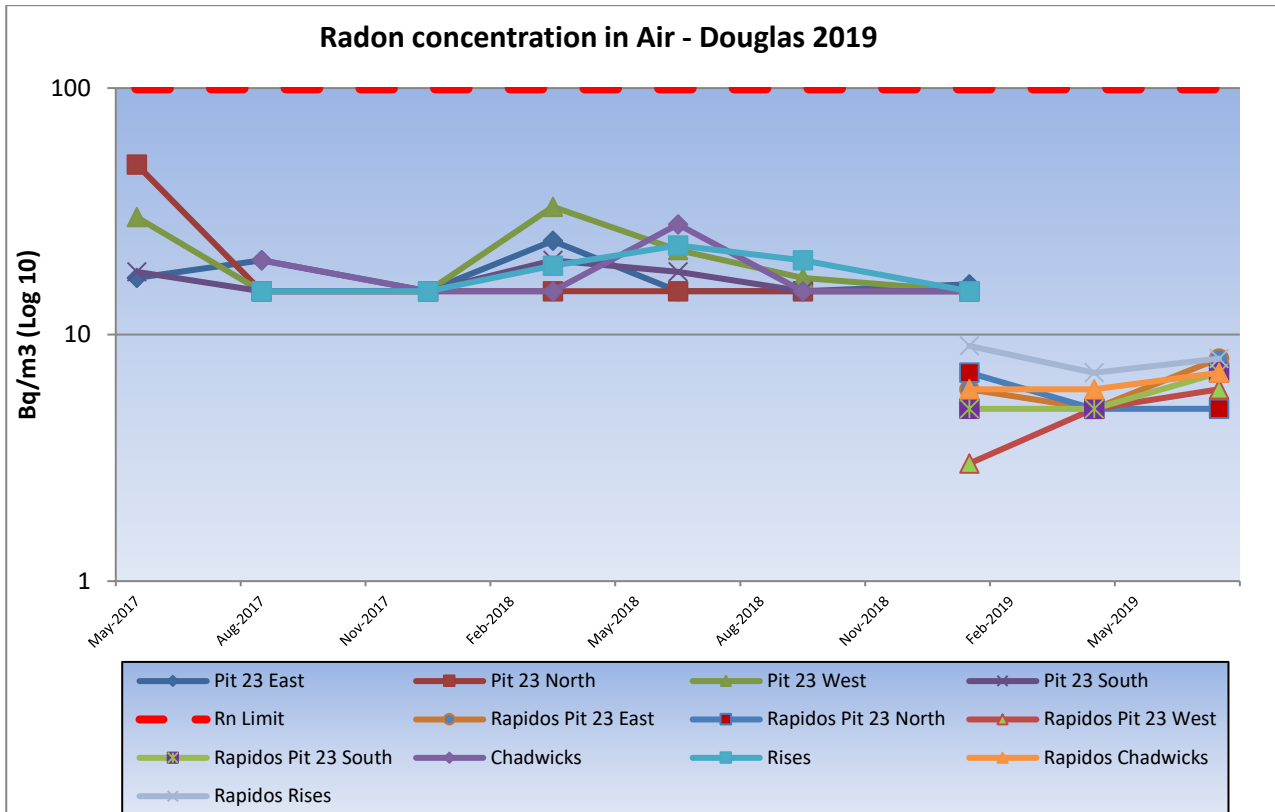


Figure 29: Radon concentration in air, 2019

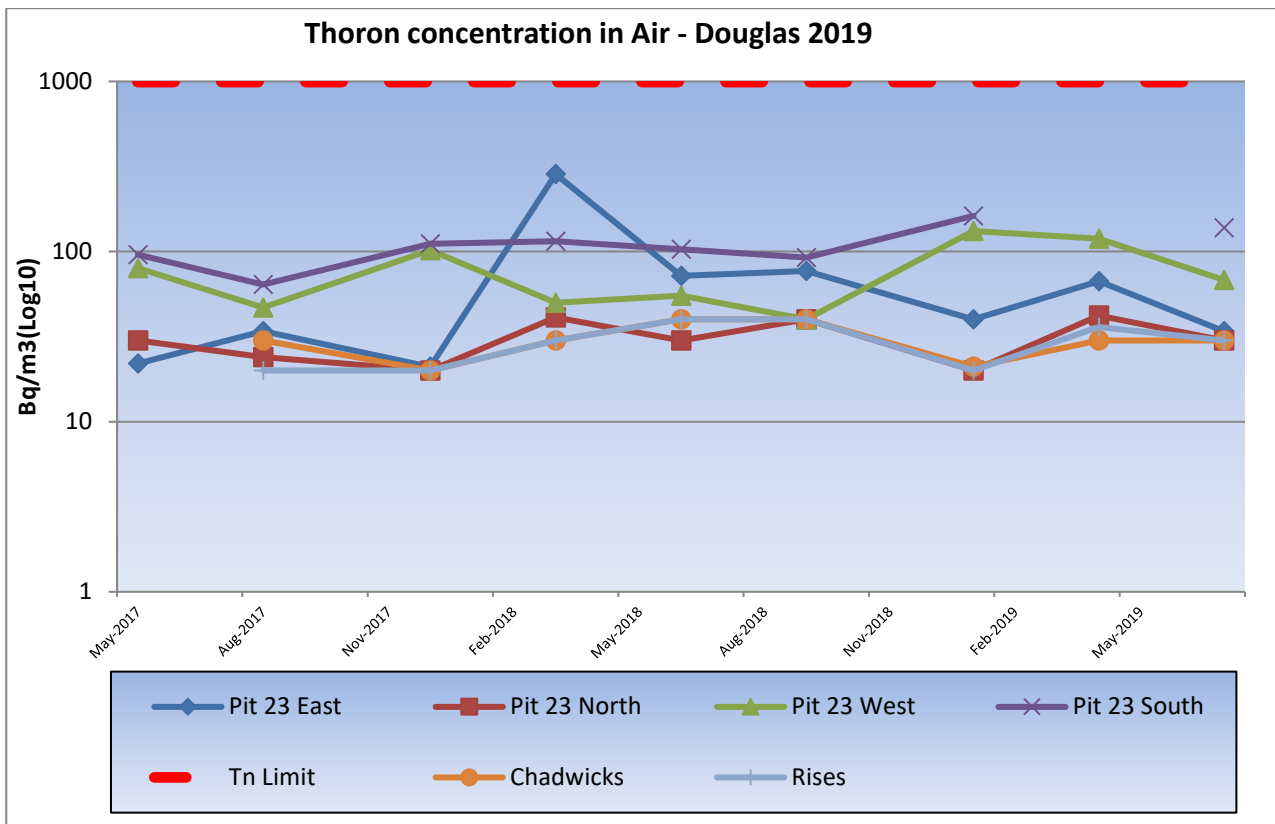


Figure 30: Thoron concentration in air, 2019

4.5.2 Gross alpha concentrations in airborne dust

As noted in Section 4.4, sampling for airborne particulates in PM₁₀ dust is conducted using high volume (hi-vol) air samplers located at the Chadwick’s, Lyons and Rises residences (see Figure 27).

On a quarterly basis hi-vol units are run for a continuous 96 hour period for purposes of monitoring gross alpha concentration in air, which represents a total air sample volume of approximately 6,000 m³. The filters are weighed to determine the total dust loading in mg/m³ and then analysed for gross alpha activity expressed as millibecquerels/m³ (mBq/m³).

The results for the monitoring period are in line with historical values and are shown in Table 12 and Figure 31.

Table 12: Gross Alpha radiation in PM₁₀ dust

Location	Run Date	Sample / Filter No.	Air Volume (m ³)	Activity Conc (mBq/m ³)
Chadwick’s	05/03/2019	221118Q11	6022.14	0.095
Lyon’s	11/03/2019	221118Q14	6036.60	0.064
Rises	11/03/2019	231118Q2	5916.37	0.193
Chadwick’s	22/04/2019	070319GF10	6137.77	0.156
Lyon’s	17/05/2019	070319GF26	6139.97	0.730
Rises	22/04/2019	070319GF11	6088.40	0.160

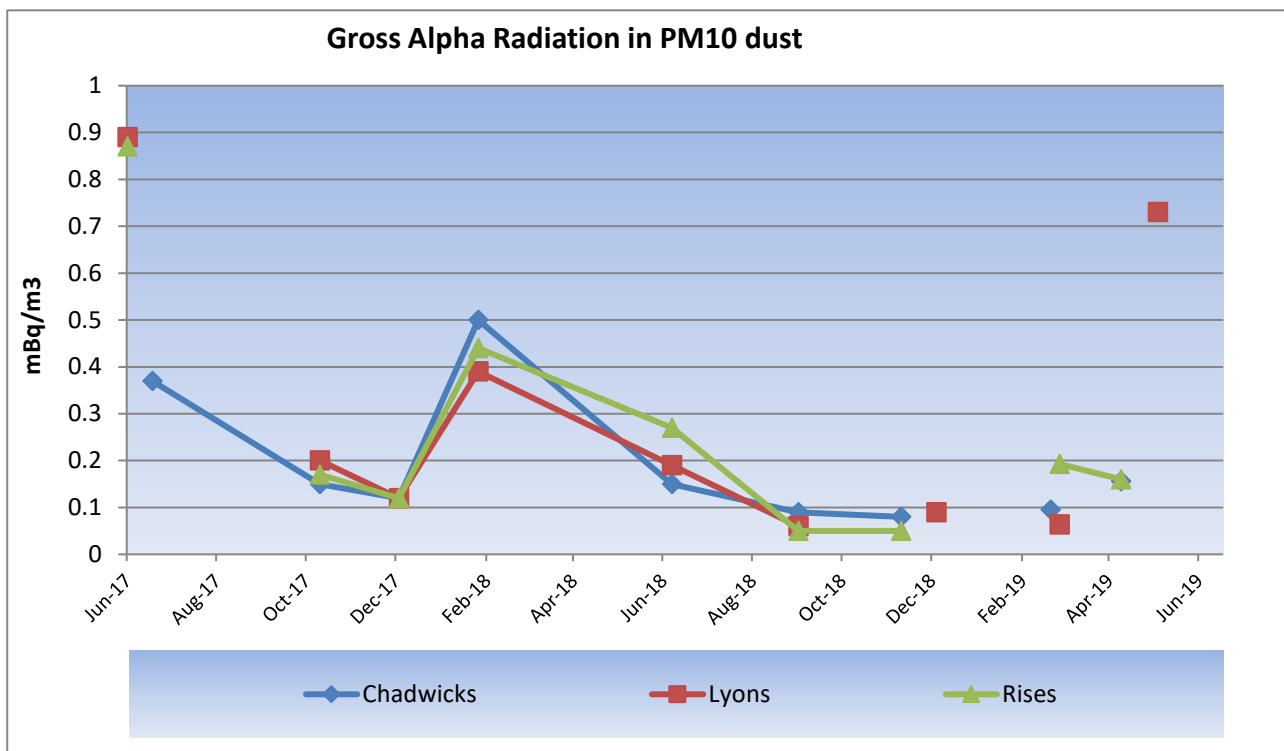


Figure 31: Gross Alpha Radiation in PM10 Dust

5 Management Actions

5.1 Monitoring bore audits

In accordance with Section 7.6.2 of the EMP, audits of the monitoring bore network are undertaken on monthly or bi-annually and outcomes reported annually within this EMP and Rehabilitation Performance Report.

Bore integrity (e.g. physical condition, blocked/dry or poor yield) is assessed as part of the groundwater monitoring program.

As per Section 4.1.1 of this report, all bores are in serviceable condition with the exception of BW36 which is blocked and scheduled for replacement in H2 2019.

5.2 Groundwater flow paths from Pit 23

In accordance with Section 7.9.1 of the EMP, groundwater levels measured at bores WRK300 – WRK304 inclusive, GW1 to GW7 inclusive, GW9, BW36 and BW45 are used to construct groundwater contours in the area of Pit 23 and surrounds and infer groundwater flow paths from Pit 23, with these levels and flow paths compared with the groundwater levels and flow paths predicted by the hydrogeological model.

Groundwater level contours are provided in Figure 32 (CDM Smith 2015; EMM 2018; EMM 2019). This compares the 2015 modelled contours per CDM Smith (2015), and interpreted groundwater contours as at March 2019 including standing water level data for new monitoring bores installed in 2018. From these March 2019 contours it is confirmed that:

- groundwater contours and flow-paths are consistent with the 2015 modelled contours and prior year contours; and
- groundwater flow from Pit 23 is still to the north and north-west.

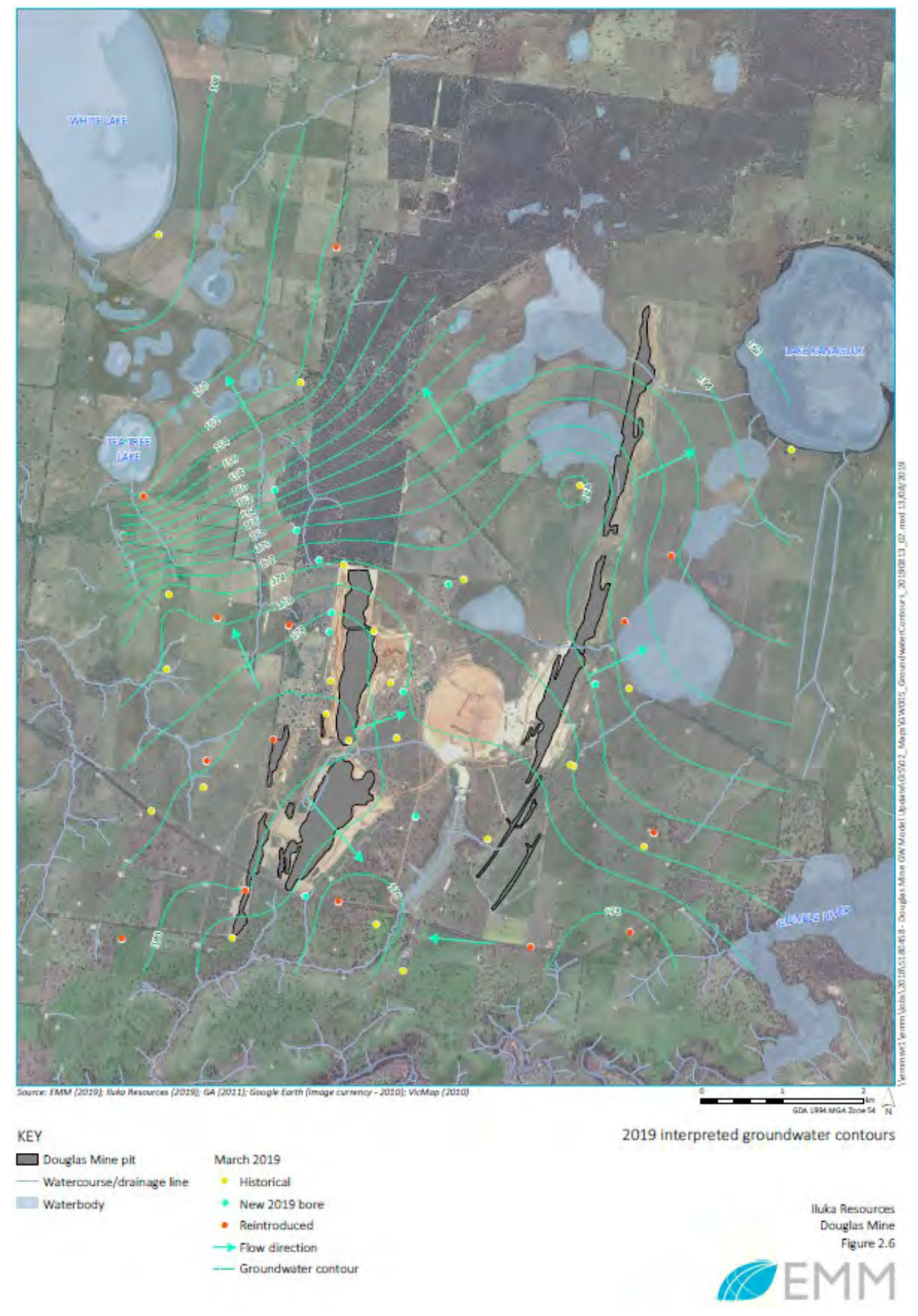
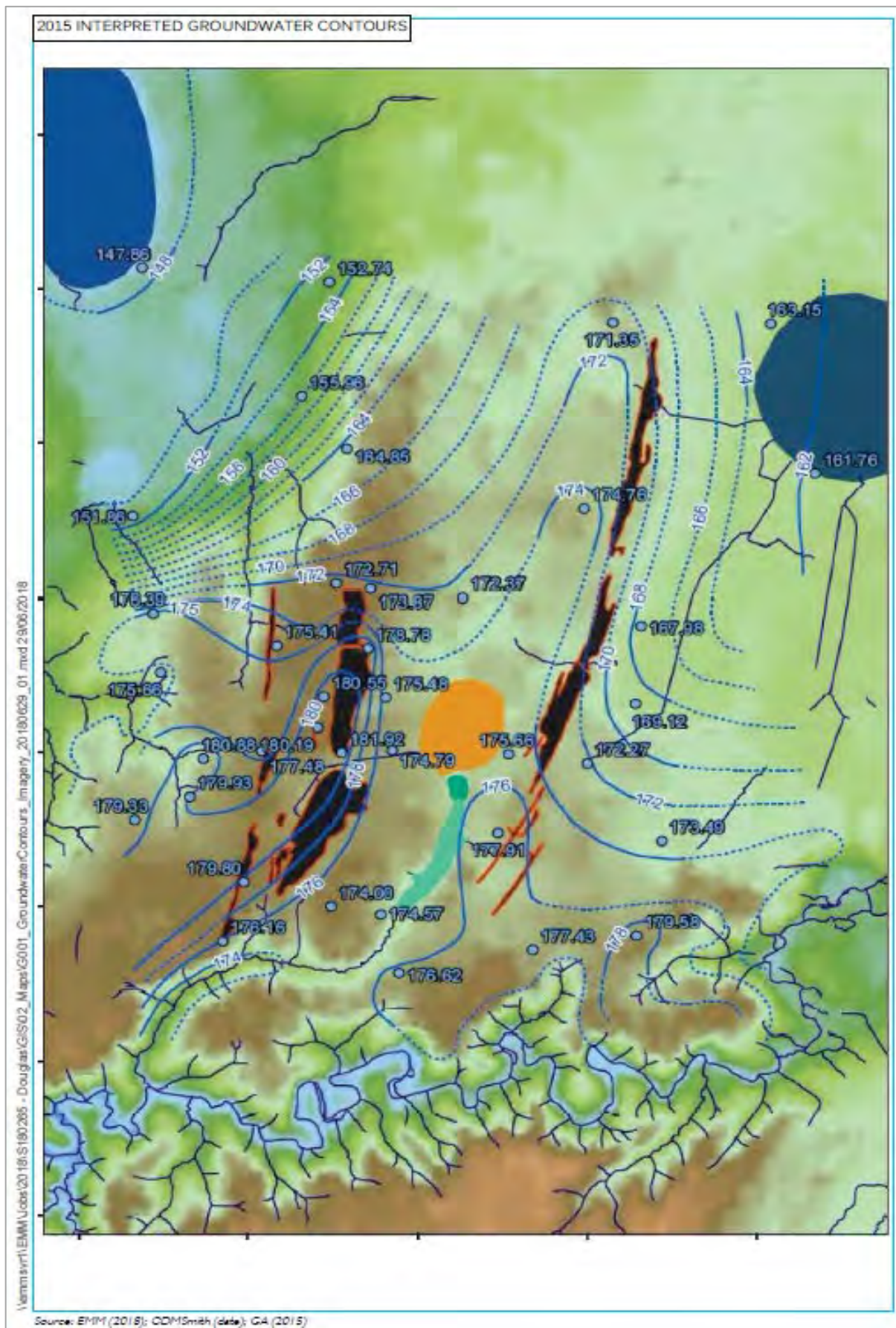


Figure 32: 2015 vs 2019 interpreted groundwater contours (CDM Smith 2015; EMM 2019)

5.3 Groundwater model review and recalibration

Sections 7.10 and 8.7.2 of the endorsed EMP outlines the circumstances that will trigger a review and recalibration of the hydrogeological model.

An update of the Douglas Mine (inclusive Pit 23) hydrogeological model was commissioned through EMM Consulting in December 2018 in response to the potential groundwater seepage impacts identified during surface water monitoring at McGlashin's Swamp in the 2017 reporting period. This also satisfied the commitment for a review of the model within two (2) years of the Planning Permit being granted.

Whilst complimentary seepage impact investigation (EMM, 2018) determined that the observed exceedances were associated with natural phenomena and un-related to Pit 23, the review and update of the groundwater model has progressed in accordance with the Pit 23 EMP and is underway at time of reporting.

Preliminary findings of the 2019 groundwater model update were presented to the Responsible Authority and Pit 23 Technical Reference Group (TRG) by Iluka and EMM Consulting personnel at a meeting held at the HRCC Council Chambers on 23rd May 2019. The final modelling report is due to be completed and provided to the Responsible Authority in Q3 2019.

This modelling will be used to validate existing model predictions on the groundwater flow path and groundwater flow rates from the Pit 23 facility, and to inform updates to groundwater-related content with the next iteration of the Pit 23 Environmental Management Plan (EMP).

5.4 Maximum surface level of disposed materials in Pit 23

In accordance with Section 7.9.1 of the EMP, the maximum elevation of the upper surface of materials disposed of at the end of the reporting period must be reported.

The Pit 23 void consists of an upper and lower disposal area; all loads for 2018 were placed and capped in the lower disposal area with nil use of the upper disposal area, with nil incoming waste disposed in the H1 2019 reporting period.

Accordingly, the survey undertaken on the 8th of December 2017 confirming the upper surface of materials deposited in Pit 23 (i.e. the elevation of capped material in the upper disposal area) remains unchanged at 193 mAHD.

5.5 Non-compliances

There were no non-compliances in the H1 2019 reporting period.

5.6 Comments and complaints received

No complaints or comments were received in the H1 2019 reporting period.

5.7 H1 2019 Completed Actions

An embargo on incoming waste disposal was lifted on 28th February 2019.

This embargo was enacted on 12th November 2018 pending completion of an investigation into surface water quality exceedances in McGlashin Swamp, commissioned through EMM Consulting (EMM, 2018), which determined that the water quality exceedances identified in 2017 and 2018 monitoring results were the product of natural variation and not related to Pit 23.

5.8 H2 2019 Proposed Actions

The following actions are planned in H2 2019:

- submission of the final Douglas/Pit 23 hydrogeological numerical model update;
- submission of the updated Pit 23 Incoming Waste Monitoring Plan (IWMP) and Environmental Management Plan (EMP) with the default two-year review periods stipulated within these plans. The updated EMP will include outcomes of the updated groundwater modelling. Submission of the updated Rehabilitation and Vegetation Management Plan (R&VMP) has been withheld to 2020 to coincide with complimentary mine closure assessment and closure criteria for the adjacent Douglas Mine (MIN5367). This will ensure that the Pit 23 and Douglas closure objectives and completion criteria are in alignment; and
- installation of replacement groundwater monitoring bore BW36A (to replace BW36).

5.9 Other matters

5.9.1 Annual geotechnical audit

In accordance with Section 10.5.2 and 10.5.3 of the EMP, geotechnical audits are completed on an annual basis with the last audit completed in November 2018 (Sonnekus Associates, 2018).

The next audit is scheduled for November 2019.

5.9.2 Pit 23 Risk Register annual review

Per Section 6 of the EMP, the Pit 23 Risk Analysis and Response Plan (RARP) was developed by AECOM Australia Pty Ltd who recommended that the Pit 23 Risk Register (contained as Appendix A of the RARP) be reviewed annually at the time when EMP and Rehabilitation Performance Reports are developed.

Reviews of the Pit 23 RARP risk register were conducted in December 2018 and April 2019 and presented in the prior 2018 EMP and Rehabilitation Performance Report submitted to the Responsible Authority on 3rd June 2019.

A review of the Pit 23 RARP risk register will be undertaken as part of the review and update of the Environmental Management Plan (EMP) and Rehabilitation and Vegetation Management Plan (R&VMP) which will be submitted to the Responsible Authority in H2 2019.

6 References

ANZECC/ARMCANZ (2000) *National Water Quality Management Strategy: Australian and New Zealand Guidelines for Fresh and Marine Water Quality*. Australian and New Zealand Environment and Conservation Council and Agricultural and Resource Management Council of Australia and New Zealand, Canberra, Australian Capital Territory, October 2000.

CDM Smith (2014) Douglas Mine Site Hydrogeological Modelling. Completed on behalf of Iluka Resources, November 2014

CDM Smith (2015) Douglas Mine – Particle Tracking of Seepage Water. Completed on behalf of Iluka Resources, February 2015

EMM (2018) Pit 23 Groundwater – Assessment of Seepage Indicator Exceedances, November 2018 (Report S180265, Rev 2 Final), issued for Iluka Resources Ltd

EMM (2019) *Groundwater Model Update and Predictive Scenario Modelling – Douglas Mine*. Prepared by EMM Consulting for Iluka Resources Ltd, September 2019.

EES (2016) *Independent Desktop Review For The Continuation Of Mineral By-Products Disposal Into Pit 23 At Iluka's Douglas Mine Site, Northwest Victoria No. 215071v2 dated April 2016*. Prepared by Environmental Earth Sciences, Melbourne, Victoria. (TRIM T18729).

Sonnekus (2018) *Iluka Resources Pit 23 - Geotechnical Audit and Risk Assessment (HRCC-PP-15-105)*, 6th December 2018. TRIM 2025557.

7 Appendices

Appendix A: Monitoring Data (Lab) – Radiation – Surface Water

Sample Point	Date	Thorium (mg/L)	Uranium (mg/L)	U238 (Bq/L)	Ra226 (Bq/L)	Ra228 (Bq/L)
<i>Precautionary trigger</i>		<i>n/a</i>	<i>0.17</i>	<i>0.17</i>	<i>4.3</i>	<i>1.7</i>
<i>Upper trigger</i>		<i>n/a</i>	<i>0.2</i>	<i>0.2</i>	<i>5</i>	<i>2</i>
Q1 2019						
DUSW05B	8/01/2019	<i>DRY</i>	<i>DRY</i>	<i>DRY</i>	<i>DRY</i>	<i>DRY</i>
DUSW14	8/01/2019	<0.002	<0.001	<0.025	<0.05	<0.08
DUSW20	15/01/2019	<i>DRY</i>	<i>DRY</i>	<i>DRY</i>	<i>DRY</i>	<i>DRY</i>
DUSW22	15/01/2019	<i>DRY</i>	<i>DRY</i>	<i>DRY</i>	<i>DRY</i>	<i>DRY</i>
DUSW24	8/01/2019	<i>DRY</i>	<i>DRY</i>	<i>DRY</i>	<i>DRY</i>	<i>DRY</i>
DUSW45	8/01/2019	<i>DRY</i>	<i>DRY</i>	<i>DRY</i>	<i>DRY</i>	<i>DRY</i>
Q2 2019						
DUSW05B	9/04/2019	<i>DRY</i>	<i>DRY</i>	<i>DRY</i>	<i>DRY</i>	<i>DRY</i>
DUSW14	9/04/2019	<0.002	<0.001	<0.025	<0.01	<0.08
DUSW20	9/04/2019	<i>DRY</i>	<i>DRY</i>	<i>DRY</i>	<i>DRY</i>	<i>DRY</i>
DUSW22	9/04/2019	<i>DRY</i>	<i>DRY</i>	<i>DRY</i>	<i>DRY</i>	<i>DRY</i>
DUSW24	9/04/2019	<i>DRY</i>	<i>DRY</i>	<i>DRY</i>	<i>DRY</i>	<i>DRY</i>
DUSW45	9/04/2019	<i>DRY</i>	<i>DRY</i>	<i>DRY</i>	<i>DRY</i>	<i>DRY</i>

Appendix B: Monitoring Data (Lab) – Groundwater

Variable	Unit	Sample Point	Date	Result
Alkalinity (Bicarbonate) as CaCO3	mg/L	DG_A_I_PZ_IWB2	10/01/2019	32
Alkalinity (Bicarbonate) as CaCO3	mg/L	DG_A_I_PZ_IWB6	10/01/2019	14
Alkalinity (Bicarbonate) as CaCO3	mg/L	DG_A_I_PZ_BW53/Puls	10/01/2019	46
Alkalinity (Bicarbonate) as CaCO3	mg/L	DG_A_I_PZ_WRK303	14/01/2019	35
Alkalinity (Bicarbonate) as CaCO3	mg/L	DG_A_I_PZ_WRK304	14/01/2019	37
Alkalinity (Bicarbonate) as CaCO3	mg/L	DG_A_I_PZ_WRK302	14/01/2019	99
Alkalinity (Bicarbonate) as CaCO3	mg/L	DG_A_I_PZ_GW06	14/01/2019	180
Alkalinity (Bicarbonate) as CaCO3	mg/L	DG_A_I_PZ_GW08	14/01/2019	170
Alkalinity (Bicarbonate) as CaCO3	mg/L	DG_A_I_PZ_GW01	15/01/2019	12
Alkalinity (Bicarbonate) as CaCO3	mg/L	DG_A_I_PZ_GW05	15/01/2019	110
Alkalinity (Bicarbonate) as CaCO3	mg/L	DG_A_I_PZ_GW04	15/01/2019	31
Alkalinity (Bicarbonate) as CaCO3	mg/L	DG_A_I_PZ_GW03	15/01/2019	200
Alkalinity (Bicarbonate) as CaCO3	mg/L	DG_A_I_PZ_GW02	15/01/2019	48
Alkalinity (Bicarbonate) as CaCO3	mg/L	DG_A_I_PZ_BW05	17/01/2019	510
Alkalinity (Bicarbonate) as CaCO3	mg/L	DG_A_I_PZ_BW28A	17/01/2019	410
Alkalinity (Bicarbonate) as CaCO3	mg/L	DG_A_I_PZ_BW45B	17/01/2019	7
Alkalinity (Bicarbonate) as CaCO3	mg/L	DG_A_I_PZ_GW07	17/01/2019	120
Alkalinity (Bicarbonate) as CaCO3	mg/L	DG_A_I_PZ_WRK301	21/01/2019	350
Alkalinity (Bicarbonate) as CaCO3	mg/L	DG_A_I_PZ_WRK300	21/01/2019	210
Alkalinity (Bicarbonate) as CaCO3	mg/L	DG_A_I_PZ_GW08	18/02/2019	46
Alkalinity (Bicarbonate) as CaCO3	mg/L	DG_A_I_PZ_WRK302	18/02/2019	110
Alkalinity (Bicarbonate) as CaCO3	mg/L	DG_A_I_PZ_WRK301	18/02/2019	350
Alkalinity (Bicarbonate) as CaCO3	mg/L	DG_A_I_PZ_WRK300	18/02/2019	160
Alkalinity (Bicarbonate) as CaCO3	mg/L	DG_A_I_PZ_BW28A	18/02/2019	400
Alkalinity (Bicarbonate) as CaCO3	mg/L	DG_A_I_PZ_GW07	19/02/2019	120
Alkalinity (Bicarbonate) as CaCO3	mg/L	DG_A_I_PZ_GW05	19/02/2019	98
Alkalinity (Bicarbonate) as CaCO3	mg/L	DG_A_I_PZ_GW03	19/02/2019	170
Alkalinity (Bicarbonate) as CaCO3	mg/L	DG_A_I_PZ_BW53/Puls	19/02/2019	55
Alkalinity (Bicarbonate) as CaCO3	mg/L	DG_A_I_PZ_BW45B	6/03/2019	7
Alkalinity (Bicarbonate) as CaCO3	mg/L	DG_A_I_PZ_GW01	20/03/2019	9
Alkalinity (Bicarbonate) as CaCO3	mg/L	DG_A_I_PZ_GW01	20/03/2019	9
Alkalinity (Bicarbonate) as CaCO3	mg/L	DG_A_I_PZ_BW45B	20/03/2019	1
Alkalinity (Bicarbonate) as CaCO3	mg/L	DG_A_I_PZ_BW45B	20/03/2019	1
Alkalinity (Bicarbonate) as CaCO3	mg/L	DG_A_I_PZ_BW05	20/03/2019	490
Alkalinity (Bicarbonate) as CaCO3	mg/L	DG_A_I_PZ_GW07	21/03/2019	99
Alkalinity (Bicarbonate) as CaCO3	mg/L	DG_A_I_PZ_WRK300	21/03/2019	250
Alkalinity (Bicarbonate) as CaCO3	mg/L	DG_A_I_PZ_WRK302	21/03/2019	100
Alkalinity (Bicarbonate) as CaCO3	mg/L	DG_A_I_PZ_GW06	21/03/2019	190
Alkalinity (Bicarbonate) as CaCO3	mg/L	DG_A_I_PZ_BW45B	15/04/2019	1
Alkalinity (Bicarbonate) as CaCO3	mg/L	DG_A_I_PZ_GW01	15/04/2019	14
Alkalinity (Bicarbonate) as CaCO3	mg/L	DG_A_I_PZ_WRK302	17/04/2019	100
Alkalinity (Bicarbonate) as CaCO3	mg/L	DG_A_I_PZ_GW06	17/04/2019	200
Alkalinity (Bicarbonate) as CaCO3	mg/L	DG_A_I_PZ_WRK300	17/04/2019	240
Alkalinity (Bicarbonate) as CaCO3	mg/L	DG_A_I_PZ_GW01	14/05/2019	6
Alkalinity (Bicarbonate) as CaCO3	mg/L	DG_A_I_PZ_BW45B	14/05/2019	1
Alkalinity (Bicarbonate) as CaCO3	mg/L	DG_A_I_PZ_WRK302	22/05/2019	100
Alkalinity (Bicarbonate) as CaCO3	mg/L	DG_A_I_PZ_GW06	22/05/2019	190
Alkalinity (Bicarbonate) as CaCO3	mg/L	DG_A_I_PZ_GW06	18/06/2019	180
Alkalinity (Bicarbonate) as CaCO3	mg/L	DG_A_I_PZ_GW01	18/06/2019	6
Alkalinity (Bicarbonate) as CaCO3	mg/L	DG_A_I_PZ_BW45B	18/06/2019	1
Alkalinity (Carbonate) as CaCO3	mg/L	DG_A_I_PZ_IWB2	10/01/2019	0
Alkalinity (Carbonate) as CaCO3	mg/L	DG_A_I_PZ_IWB6	10/01/2019	0
Alkalinity (Carbonate) as CaCO3	mg/L	DG_A_I_PZ_BW53/Puls	10/01/2019	0
Alkalinity (Carbonate) as CaCO3	mg/L	DG_A_I_PZ_WRK303	14/01/2019	0
Alkalinity (Carbonate) as CaCO3	mg/L	DG_A_I_PZ_WRK304	14/01/2019	0
Alkalinity (Carbonate) as CaCO3	mg/L	DG_A_I_PZ_WRK302	14/01/2019	0

Variable	Unit	Sample Point	Date	Result
Alkalinity (Carbonate) as CaCO3	mg/L	DG_A_I_PZ_GW06	14/01/2019	0
Alkalinity (Carbonate) as CaCO3	mg/L	DG_A_I_PZ_GW08	14/01/2019	0
Alkalinity (Carbonate) as CaCO3	mg/L	DG_A_I_PZ_GW01	15/01/2019	0
Alkalinity (Carbonate) as CaCO3	mg/L	DG_A_I_PZ_GW05	15/01/2019	0
Alkalinity (Carbonate) as CaCO3	mg/L	DG_A_I_PZ_GW04	15/01/2019	0
Alkalinity (Carbonate) as CaCO3	mg/L	DG_A_I_PZ_GW03	15/01/2019	0
Alkalinity (Carbonate) as CaCO3	mg/L	DG_A_I_PZ_GW02	15/01/2019	0
Alkalinity (Carbonate) as CaCO3	mg/L	DG_A_I_PZ_BW05	17/01/2019	0
Alkalinity (Carbonate) as CaCO3	mg/L	DG_A_I_PZ_BW28A	17/01/2019	0
Alkalinity (Carbonate) as CaCO3	mg/L	DG_A_I_PZ_BW45B	17/01/2019	0
Alkalinity (Carbonate) as CaCO3	mg/L	DG_A_I_PZ_GW07	17/01/2019	0
Alkalinity (Carbonate) as CaCO3	mg/L	DG_A_I_PZ_WRK301	21/01/2019	0
Alkalinity (Carbonate) as CaCO3	mg/L	DG_A_I_PZ_WRK300	21/01/2019	0
Alkalinity (Carbonate) as CaCO3	mg/L	DG_A_I_PZ_GW08	18/02/2019	0
Alkalinity (Carbonate) as CaCO3	mg/L	DG_A_I_PZ_WRK302	18/02/2019	0
Alkalinity (Carbonate) as CaCO3	mg/L	DG_A_I_PZ_WRK301	18/02/2019	0
Alkalinity (Carbonate) as CaCO3	mg/L	DG_A_I_PZ_WRK300	18/02/2019	0
Alkalinity (Carbonate) as CaCO3	mg/L	DG_A_I_PZ_BW28A	18/02/2019	0
Alkalinity (Carbonate) as CaCO3	mg/L	DG_A_I_PZ_GW07	19/02/2019	0
Alkalinity (Carbonate) as CaCO3	mg/L	DG_A_I_PZ_GW05	19/02/2019	0
Alkalinity (Carbonate) as CaCO3	mg/L	DG_A_I_PZ_GW03	19/02/2019	0
Alkalinity (Carbonate) as CaCO3	mg/L	DG_A_I_PZ_BW53/Puls	19/02/2019	0
Alkalinity (Carbonate) as CaCO3	mg/L	DG_A_I_PZ_BW45B	6/03/2019	0
Alkalinity (Carbonate) as CaCO3	mg/L	DG_A_I_PZ_GW01	20/03/2019	0
Alkalinity (Carbonate) as CaCO3	mg/L	DG_A_I_PZ_GW01	20/03/2019	0
Alkalinity (Carbonate) as CaCO3	mg/L	DG_A_I_PZ_BW45B	20/03/2019	0
Alkalinity (Carbonate) as CaCO3	mg/L	DG_A_I_PZ_BW45B	20/03/2019	0
Alkalinity (Carbonate) as CaCO3	mg/L	DG_A_I_PZ_BW05	20/03/2019	0
Alkalinity (Carbonate) as CaCO3	mg/L	DG_A_I_PZ_GW07	21/03/2019	0
Alkalinity (Carbonate) as CaCO3	mg/L	DG_A_I_PZ_WRK300	21/03/2019	0
Alkalinity (Carbonate) as CaCO3	mg/L	DG_A_I_PZ_WRK302	21/03/2019	0
Alkalinity (Carbonate) as CaCO3	mg/L	DG_A_I_PZ_GW06	21/03/2019	0
Alkalinity (Carbonate) as CaCO3	mg/L	DG_A_I_PZ_BW45B	15/04/2019	0
Alkalinity (Carbonate) as CaCO3	mg/L	DG_A_I_PZ_GW01	15/04/2019	0
Alkalinity (Carbonate) as CaCO3	mg/L	DG_A_I_PZ_WRK302	17/04/2019	0
Alkalinity (Carbonate) as CaCO3	mg/L	DG_A_I_PZ_GW06	17/04/2019	0
Alkalinity (Carbonate) as CaCO3	mg/L	DG_A_I_PZ_WRK300	17/04/2019	0
Alkalinity (Carbonate) as CaCO3	mg/L	DG_A_I_PZ_GW01	14/05/2019	0
Alkalinity (Carbonate) as CaCO3	mg/L	DG_A_I_PZ_BW45B	14/05/2019	0
Alkalinity (Carbonate) as CaCO3	mg/L	DG_A_I_PZ_WRK302	22/05/2019	0
Alkalinity (Carbonate) as CaCO3	mg/L	DG_A_I_PZ_GW06	22/05/2019	0
Alkalinity (Carbonate) as CaCO3	mg/L	DG_A_I_PZ_GW06	18/06/2019	0
Alkalinity (Carbonate) as CaCO3	mg/L	DG_A_I_PZ_GW01	18/06/2019	0
Alkalinity (Carbonate) as CaCO3	mg/L	DG_A_I_PZ_BW45B	18/06/2019	0
Alkalinity (Hydroxide) as CaCO3	mg/L	DG_A_I_PZ_WRK303	14/01/2019	0
Alkalinity (Hydroxide) as CaCO3	mg/L	DG_A_I_PZ_WRK304	14/01/2019	0
Alkalinity (Hydroxide) as CaCO3	mg/L	DG_A_I_PZ_WRK302	14/01/2019	0
Alkalinity (Hydroxide) as CaCO3	mg/L	DG_A_I_PZ_GW06	14/01/2019	0
Alkalinity (Hydroxide) as CaCO3	mg/L	DG_A_I_PZ_GW08	14/01/2019	0
Alkalinity (Hydroxide) as CaCO3	mg/L	DG_A_I_PZ_GW01	15/01/2019	0
Alkalinity (Hydroxide) as CaCO3	mg/L	DG_A_I_PZ_GW05	15/01/2019	0
Alkalinity (Hydroxide) as CaCO3	mg/L	DG_A_I_PZ_GW04	15/01/2019	0
Alkalinity (Hydroxide) as CaCO3	mg/L	DG_A_I_PZ_GW03	15/01/2019	0
Alkalinity (Hydroxide) as CaCO3	mg/L	DG_A_I_PZ_GW02	15/01/2019	0
Alkalinity (Hydroxide) as CaCO3	mg/L	DG_A_I_PZ_BW05	17/01/2019	0
Alkalinity (Hydroxide) as CaCO3	mg/L	DG_A_I_PZ_BW28A	17/01/2019	0
Alkalinity (Hydroxide) as CaCO3	mg/L	DG_A_I_PZ_BW45B	17/01/2019	0
Alkalinity (Hydroxide) as CaCO3	mg/L	DG_A_I_PZ_GW07	17/01/2019	0
Alkalinity (Hydroxide) as CaCO3	mg/L	DG_A_I_PZ_WRK301	21/01/2019	0

Variable	Unit	Sample Point	Date	Result
Alkalinity (Hydroxide) as CaCO3	mg/L	DG_A_I_PZ_WRK300	21/01/2019	0
Alkalinity (Hydroxide) as CaCO3	mg/L	DG_A_I_PZ_GW08	18/02/2019	0
Alkalinity (Hydroxide) as CaCO3	mg/L	DG_A_I_PZ_WRK302	18/02/2019	0
Alkalinity (Hydroxide) as CaCO3	mg/L	DG_A_I_PZ_WRK301	18/02/2019	0
Alkalinity (Hydroxide) as CaCO3	mg/L	DG_A_I_PZ_WRK300	18/02/2019	0
Alkalinity (Hydroxide) as CaCO3	mg/L	DG_A_I_PZ_BW28A	18/02/2019	0
Alkalinity (Hydroxide) as CaCO3	mg/L	DG_A_I_PZ_GW07	19/02/2019	0
Alkalinity (Hydroxide) as CaCO3	mg/L	DG_A_I_PZ_GW05	19/02/2019	0
Alkalinity (Hydroxide) as CaCO3	mg/L	DG_A_I_PZ_GW03	19/02/2019	0
Alkalinity (Hydroxide) as CaCO3	mg/L	DG_A_I_PZ_BW53/Puls	19/02/2019	0
Alkalinity (Hydroxide) as CaCO3	mg/L	DG_A_I_PZ_BW45B	6/03/2019	0
Alkalinity (Hydroxide) as CaCO3	mg/L	DG_A_I_PZ_GW01	20/03/2019	0
Alkalinity (Hydroxide) as CaCO3	mg/L	DG_A_I_PZ_GW01	20/03/2019	0
Alkalinity (Hydroxide) as CaCO3	mg/L	DG_A_I_PZ_BW45B	20/03/2019	0
Alkalinity (Hydroxide) as CaCO3	mg/L	DG_A_I_PZ_BW45B	20/03/2019	0
Alkalinity (Hydroxide) as CaCO3	mg/L	DG_A_I_PZ_BW05	20/03/2019	0
Alkalinity (Hydroxide) as CaCO3	mg/L	DG_A_I_PZ_GW07	21/03/2019	0
Alkalinity (Hydroxide) as CaCO3	mg/L	DG_A_I_PZ_WRK300	21/03/2019	0
Alkalinity (Hydroxide) as CaCO3	mg/L	DG_A_I_PZ_WRK302	21/03/2019	0
Alkalinity (Hydroxide) as CaCO3	mg/L	DG_A_I_PZ_GW06	21/03/2019	0
Alkalinity (Hydroxide) as CaCO3	mg/L	DG_A_I_PZ_BW45B	15/04/2019	0
Alkalinity (Hydroxide) as CaCO3	mg/L	DG_A_I_PZ_GW01	15/04/2019	0
Alkalinity (Hydroxide) as CaCO3	mg/L	DG_A_I_PZ_WRK302	17/04/2019	0
Alkalinity (Hydroxide) as CaCO3	mg/L	DG_A_I_PZ_GW06	17/04/2019	0
Alkalinity (Hydroxide) as CaCO3	mg/L	DG_A_I_PZ_WRK300	17/04/2019	0
Alkalinity (Hydroxide) as CaCO3	mg/L	DG_A_I_PZ_GW01	14/05/2019	0
Alkalinity (Hydroxide) as CaCO3	mg/L	DG_A_I_PZ_BW45B	14/05/2019	0
Alkalinity (Hydroxide) as CaCO3	mg/L	DG_A_I_PZ_WRK302	22/05/2019	0
Alkalinity (Hydroxide) as CaCO3	mg/L	DG_A_I_PZ_GW06	22/05/2019	0
Alkalinity (Hydroxide) as CaCO3	mg/L	DG_A_I_PZ_GW06	18/06/2019	0
Alkalinity (Hydroxide) as CaCO3	mg/L	DG_A_I_PZ_GW01	18/06/2019	0
Alkalinity (Hydroxide) as CaCO3	mg/L	DG_A_I_PZ_BW45B	18/06/2019	0
Alkalinity (Total) as CaCO3	mg/L	DG_A_I_PZ_IWB2	10/01/2019	32
Alkalinity (Total) as CaCO3	mg/L	DG_A_I_PZ_IWB6	10/01/2019	14
Alkalinity (Total) as CaCO3	mg/L	DG_A_I_PZ_BW53/Puls	10/01/2019	46
Alkalinity (Total) as CaCO3	mg/L	DG_A_I_PZ_WRK303	14/01/2019	35
Alkalinity (Total) as CaCO3	mg/L	DG_A_I_PZ_WRK304	14/01/2019	37
Alkalinity (Total) as CaCO3	mg/L	DG_A_I_PZ_WRK302	14/01/2019	99
Alkalinity (Total) as CaCO3	mg/L	DG_A_I_PZ_GW06	14/01/2019	180
Alkalinity (Total) as CaCO3	mg/L	DG_A_I_PZ_GW08	14/01/2019	170
Alkalinity (Total) as CaCO3	mg/L	DG_A_I_PZ_GW01	15/01/2019	12
Alkalinity (Total) as CaCO3	mg/L	DG_A_I_PZ_GW05	15/01/2019	110
Alkalinity (Total) as CaCO3	mg/L	DG_A_I_PZ_GW04	15/01/2019	31
Alkalinity (Total) as CaCO3	mg/L	DG_A_I_PZ_GW03	15/01/2019	200
Alkalinity (Total) as CaCO3	mg/L	DG_A_I_PZ_GW02	15/01/2019	48
Alkalinity (Total) as CaCO3	mg/L	DG_A_I_PZ_BW05	17/01/2019	510
Alkalinity (Total) as CaCO3	mg/L	DG_A_I_PZ_BW28A	17/01/2019	410
Alkalinity (Total) as CaCO3	mg/L	DG_A_I_PZ_BW45B	17/01/2019	7
Alkalinity (Total) as CaCO3	mg/L	DG_A_I_PZ_GW07	17/01/2019	120
Alkalinity (Total) as CaCO3	mg/L	DG_A_I_PZ_WRK301	21/01/2019	350
Alkalinity (Total) as CaCO3	mg/L	DG_A_I_PZ_WRK300	21/01/2019	210
Alkalinity (Total) as CaCO3	mg/L	DG_A_I_PZ_GW08	18/02/2019	46
Alkalinity (Total) as CaCO3	mg/L	DG_A_I_PZ_WRK302	18/02/2019	110
Alkalinity (Total) as CaCO3	mg/L	DG_A_I_PZ_WRK301	18/02/2019	350
Alkalinity (Total) as CaCO3	mg/L	DG_A_I_PZ_WRK300	18/02/2019	160
Alkalinity (Total) as CaCO3	mg/L	DG_A_I_PZ_BW28A	18/02/2019	400
Alkalinity (Total) as CaCO3	mg/L	DG_A_I_PZ_GW07	19/02/2019	120
Alkalinity (Total) as CaCO3	mg/L	DG_A_I_PZ_GW05	19/02/2019	98
Alkalinity (Total) as CaCO3	mg/L	DG_A_I_PZ_GW03	19/02/2019	170

Variable	Unit	Sample Point	Date	Result
Alkalinity (Total) as CaCO3	mg/L	DG_A_I_PZ_BW53/Puls	19/02/2019	55
Alkalinity (Total) as CaCO3	mg/L	DG_A_I_PZ_BW45B	6/03/2019	7
Alkalinity (Total) as CaCO3	mg/L	DG_A_I_PZ_GW01	20/03/2019	9
Alkalinity (Total) as CaCO3	mg/L	DG_A_I_PZ_GW01	20/03/2019	9
Alkalinity (Total) as CaCO3	mg/L	DG_A_I_PZ_BW45B	20/03/2019	1
Alkalinity (Total) as CaCO3	mg/L	DG_A_I_PZ_BW45B	20/03/2019	1
Alkalinity (Total) as CaCO3	mg/L	DG_A_I_PZ_BW05	20/03/2019	490
Alkalinity (Total) as CaCO3	mg/L	DG_A_I_PZ_GW07	21/03/2019	99
Alkalinity (Total) as CaCO3	mg/L	DG_A_I_PZ_WRK300	21/03/2019	250
Alkalinity (Total) as CaCO3	mg/L	DG_A_I_PZ_WRK302	21/03/2019	100
Alkalinity (Total) as CaCO3	mg/L	DG_A_I_PZ_GW06	21/03/2019	190
Alkalinity (Total) as CaCO3	mg/L	DG_A_I_PZ_BW45B	15/04/2019	1
Alkalinity (Total) as CaCO3	mg/L	DG_A_I_PZ_GW01	15/04/2019	14
Alkalinity (Total) as CaCO3	mg/L	DG_A_I_PZ_WRK302	17/04/2019	100
Alkalinity (Total) as CaCO3	mg/L	DG_A_I_PZ_GW06	17/04/2019	200
Alkalinity (Total) as CaCO3	mg/L	DG_A_I_PZ_WRK300	17/04/2019	240
Alkalinity (Total) as CaCO3	mg/L	DG_A_I_PZ_GW01	14/05/2019	6
Alkalinity (Total) as CaCO3	mg/L	DG_A_I_PZ_BW45B	14/05/2019	1
Alkalinity (Total) as CaCO3	mg/L	DG_A_I_PZ_WRK302	22/05/2019	100
Alkalinity (Total) as CaCO3	mg/L	DG_A_I_PZ_GW06	22/05/2019	190
Alkalinity (Total) as CaCO3	mg/L	DG_A_I_PZ_GW06	18/06/2019	180
Alkalinity (Total) as CaCO3	mg/L	DG_A_I_PZ_GW01	18/06/2019	6
Alkalinity (Total) as CaCO3	mg/L	DG_A_I_PZ_BW45B	18/06/2019	1
Aluminium (Total)	mg/L	DG_A_I_PZ_IWB2	10/01/2019	0.06
Aluminium (Total)	mg/L	DG_A_I_PZ_IWB6	10/01/2019	0.15
Aluminium (Total)	mg/L	DG_A_I_PZ_BW53/Puls	10/01/2019	0.26
Aluminium (Total)	mg/L	DG_A_I_PZ_WRK303	14/01/2019	0.04
Aluminium (Total)	mg/L	DG_A_I_PZ_WRK304	14/01/2019	0.02
Aluminium (Total)	mg/L	DG_A_I_PZ_WRK302	14/01/2019	0.23
Aluminium (Total)	mg/L	DG_A_I_PZ_GW06	14/01/2019	2
Aluminium (Total)	mg/L	DG_A_I_PZ_GW08	14/01/2019	0.04
Aluminium (Total)	mg/L	DG_A_I_PZ_GW01	15/01/2019	2.2
Aluminium (Total)	mg/L	DG_A_I_PZ_GW05	15/01/2019	0.8
Aluminium (Total)	mg/L	DG_A_I_PZ_GW04	15/01/2019	0.03
Aluminium (Total)	mg/L	DG_A_I_PZ_GW03	15/01/2019	0.26
Aluminium (Total)	mg/L	DG_A_I_PZ_GW02	15/01/2019	0.01
Aluminium (Total)	mg/L	DG_A_I_PZ_BW05	17/01/2019	0.56
Aluminium (Total)	mg/L	DG_A_I_PZ_BW28A	17/01/2019	0.01
Aluminium (Total)	mg/L	DG_A_I_PZ_BW45B	17/01/2019	4.4
Aluminium (Total)	mg/L	DG_A_I_PZ_GW07	17/01/2019	0.08
Aluminium (Total)	mg/L	DG_A_I_PZ_WRK301	21/01/2019	0.36
Aluminium (Total)	mg/L	DG_A_I_PZ_WRK300	21/01/2019	0.08
Aluminium (Total)	mg/L	DG_A_I_PZ_GW08	18/02/2019	0.06
Aluminium (Total)	mg/L	DG_A_I_PZ_WRK302	18/02/2019	0.21
Aluminium (Total)	mg/L	DG_A_I_PZ_WRK301	18/02/2019	0.54
Aluminium (Total)	mg/L	DG_A_I_PZ_WRK300	18/02/2019	0.11
Aluminium (Total)	mg/L	DG_A_I_PZ_BW28A	18/02/2019	0.01
Aluminium (Total)	mg/L	DG_A_I_PZ_GW07	19/02/2019	0.21
Aluminium (Total)	mg/L	DG_A_I_PZ_GW05	19/02/2019	0.59
Aluminium (Total)	mg/L	DG_A_I_PZ_GW03	19/02/2019	0.07
Aluminium (Total)	mg/L	DG_A_I_PZ_BW53/Puls	19/02/2019	0.39
Aluminium (Total)	mg/L	DG_A_I_PZ_BW45B	6/03/2019	2.8
Aluminium (Total)	mg/L	DG_A_I_PZ_GW01	20/03/2019	2.6
Aluminium (Total)	mg/L	DG_A_I_PZ_GW01	20/03/2019	2.6
Aluminium (Total)	mg/L	DG_A_I_PZ_BW45B	20/03/2019	7.3
Aluminium (Total)	mg/L	DG_A_I_PZ_BW45B	20/03/2019	7.1
Aluminium (Total)	mg/L	DG_A_I_PZ_BW05	20/03/2019	0.13
Aluminium (Total)	mg/L	DG_A_I_PZ_GW07	21/03/2019	0.2
Aluminium (Total)	mg/L	DG_A_I_PZ_WRK300	21/03/2019	1

Variable	Unit	Sample Point	Date	Result
Aluminium (Total)	mg/L	DG_A_I_PZ_WRK302	21/03/2019	0.21
Aluminium (Total)	mg/L	DG_A_I_PZ_GW06	21/03/2019	0.28
Aluminium (Total)	mg/L	DG_A_I_PZ_BW45B	15/04/2019	5.9
Aluminium (Total)	mg/L	DG_A_I_PZ_GW01	15/04/2019	1.4
Aluminium (Total)	mg/L	DG_A_I_PZ_WRK302	17/04/2019	0.3
Aluminium (Total)	mg/L	DG_A_I_PZ_GW06	17/04/2019	0.06
Aluminium (Total)	mg/L	DG_A_I_PZ_WRK300	17/04/2019	0.02
Aluminium (Total)	mg/L	DG_A_I_PZ_GW01	14/05/2019	2.7
Aluminium (Total)	mg/L	DG_A_I_PZ_BW45B	14/05/2019	8.3
Aluminium (Total)	mg/L	DG_A_I_PZ_WRK302	22/05/2019	0.25
Aluminium (Total)	mg/L	DG_A_I_PZ_GW06	22/05/2019	0.11
Aluminium (Total)	mg/L	DG_A_I_PZ_GW06	18/06/2019	0.06
Aluminium (Total)	mg/L	DG_A_I_PZ_GW01	18/06/2019	2.7
Aluminium (Total)	mg/L	DG_A_I_PZ_BW45B	18/06/2019	7.7
Ammonia Nitrogen	mg/L	DG_A_I_PZ_IWB2	10/01/2019	0.004
Ammonia Nitrogen	mg/L	DG_A_I_PZ_IWB6	10/01/2019	0.01
Ammonia Nitrogen	mg/L	DG_A_I_PZ_BW53/Puls	10/01/2019	0.52
Ammonia Nitrogen	mg/L	DG_A_I_PZ_WRK303	14/01/2019	0.005
Ammonia Nitrogen	mg/L	DG_A_I_PZ_WRK304	14/01/2019	0.007
Ammonia Nitrogen	mg/L	DG_A_I_PZ_WRK302	14/01/2019	0.037
Ammonia Nitrogen	mg/L	DG_A_I_PZ_GW06	14/01/2019	0.035
Ammonia Nitrogen	mg/L	DG_A_I_PZ_GW08	14/01/2019	0.038
Ammonia Nitrogen	mg/L	DG_A_I_PZ_GW01	15/01/2019	0.01
Ammonia Nitrogen	mg/L	DG_A_I_PZ_GW05	15/01/2019	0.097
Ammonia Nitrogen	mg/L	DG_A_I_PZ_GW04	15/01/2019	0.011
Ammonia Nitrogen	mg/L	DG_A_I_PZ_GW03	15/01/2019	0.19
Ammonia Nitrogen	mg/L	DG_A_I_PZ_GW02	15/01/2019	0.057
Ammonia Nitrogen	mg/L	DG_A_I_PZ_BW05	17/01/2019	0.41
Ammonia Nitrogen	mg/L	DG_A_I_PZ_BW28A	17/01/2019	0.38
Ammonia Nitrogen	mg/L	DG_A_I_PZ_BW45B	17/01/2019	0.39
Ammonia Nitrogen	mg/L	DG_A_I_PZ_GW07	17/01/2019	0.16
Ammonia Nitrogen	mg/L	DG_A_I_PZ_WRK301	21/01/2019	0.06
Ammonia Nitrogen	mg/L	DG_A_I_PZ_WRK300	21/01/2019	0.004
Ammonia Nitrogen	mg/L	DG_A_I_PZ_GW08	18/02/2019	0.01
Ammonia Nitrogen	mg/L	DG_A_I_PZ_WRK302	18/02/2019	0.01
Ammonia Nitrogen	mg/L	DG_A_I_PZ_WRK301	18/02/2019	0.033
Ammonia Nitrogen	mg/L	DG_A_I_PZ_WRK300	18/02/2019	0.012
Ammonia Nitrogen	mg/L	DG_A_I_PZ_BW28A	18/02/2019	0.01
Ammonia Nitrogen	mg/L	DG_A_I_PZ_GW07	19/02/2019	0.2
Ammonia Nitrogen	mg/L	DG_A_I_PZ_GW05	19/02/2019	0.084
Ammonia Nitrogen	mg/L	DG_A_I_PZ_GW03	19/02/2019	0.2
Ammonia Nitrogen	mg/L	DG_A_I_PZ_BW53/Puls	19/02/2019	2.3
Ammonia Nitrogen	mg/L	DG_A_I_PZ_BW45B	6/03/2019	0.01
Ammonia Nitrogen	mg/L	DG_A_I_PZ_GW01	20/03/2019	0.012
Ammonia Nitrogen	mg/L	DG_A_I_PZ_GW01	20/03/2019	0.012
Ammonia Nitrogen	mg/L	DG_A_I_PZ_BW45B	20/03/2019	0.012
Ammonia Nitrogen	mg/L	DG_A_I_PZ_BW45B	20/03/2019	0.012
Ammonia Nitrogen	mg/L	DG_A_I_PZ_BW05	20/03/2019	0.012
Ammonia Nitrogen	mg/L	DG_A_I_PZ_GW07	21/03/2019	0.012
Ammonia Nitrogen	mg/L	DG_A_I_PZ_WRK300	21/03/2019	0.014
Ammonia Nitrogen	mg/L	DG_A_I_PZ_WRK302	21/03/2019	0.012
Ammonia Nitrogen	mg/L	DG_A_I_PZ_GW06	21/03/2019	0.012
Ammonia Nitrogen	mg/L	DG_A_I_PZ_BW45B	15/04/2019	0.022
Ammonia Nitrogen	mg/L	DG_A_I_PZ_GW01	15/04/2019	0.052
Ammonia Nitrogen	mg/L	DG_A_I_PZ_WRK302	17/04/2019	0.01
Ammonia Nitrogen	mg/L	DG_A_I_PZ_GW06	17/04/2019	0.01
Ammonia Nitrogen	mg/L	DG_A_I_PZ_WRK300	17/04/2019	0.01
Ammonia Nitrogen	mg/L	DG_A_I_PZ_GW01	14/05/2019	0.01
Ammonia Nitrogen	mg/L	DG_A_I_PZ_BW45B	14/05/2019	0.01

Variable	Unit	Sample Point	Date	Result
Ammonia Nitrogen	mg/L	DG_A_I_PZ_WRK302	22/05/2019	0.01
Ammonia Nitrogen	mg/L	DG_A_I_PZ_GW06	22/05/2019	0.01
Ammonia Nitrogen	mg/L	DG_A_I_PZ_GW06	18/06/2019	0.028
Ammonia Nitrogen	mg/L	DG_A_I_PZ_GW01	18/06/2019	0.035
Ammonia Nitrogen	mg/L	DG_A_I_PZ_BW45B	18/06/2019	0.036
Anions (Total)	meq/L	DG_A_I_PZ_IWB2	10/01/2019	39
Anions (Total)	meq/L	DG_A_I_PZ_IWB6	10/01/2019	15
Anions (Total)	meq/L	DG_A_I_PZ_BW53/Puls	10/01/2019	22
Anions (Total)	meq/L	DG_A_I_PZ_WRK303	14/01/2019	86
Anions (Total)	meq/L	DG_A_I_PZ_WRK304	14/01/2019	78
Anions (Total)	meq/L	DG_A_I_PZ_WRK302	14/01/2019	220
Anions (Total)	meq/L	DG_A_I_PZ_GW06	14/01/2019	230
Anions (Total)	meq/L	DG_A_I_PZ_GW08	14/01/2019	220
Anions (Total)	meq/L	DG_A_I_PZ_GW01	15/01/2019	100
Anions (Total)	meq/L	DG_A_I_PZ_GW05	15/01/2019	130
Anions (Total)	meq/L	DG_A_I_PZ_GW04	15/01/2019	94
Anions (Total)	meq/L	DG_A_I_PZ_GW03	15/01/2019	100
Anions (Total)	meq/L	DG_A_I_PZ_GW02	15/01/2019	66
Anions (Total)	meq/L	DG_A_I_PZ_BW05	17/01/2019	260
Anions (Total)	meq/L	DG_A_I_PZ_BW28A	17/01/2019	230
Anions (Total)	meq/L	DG_A_I_PZ_BW45B	17/01/2019	160
Anions (Total)	meq/L	DG_A_I_PZ_GW07	17/01/2019	190
Anions (Total)	meq/L	DG_A_I_PZ_WRK301	21/01/2019	120
Anions (Total)	meq/L	DG_A_I_PZ_WRK300	21/01/2019	61
Anions (Total)	meq/L	DG_A_I_PZ_GW08	18/02/2019	220
Anions (Total)	meq/L	DG_A_I_PZ_WRK302	18/02/2019	220
Anions (Total)	meq/L	DG_A_I_PZ_WRK301	18/02/2019	120
Anions (Total)	meq/L	DG_A_I_PZ_WRK300	18/02/2019	60
Anions (Total)	meq/L	DG_A_I_PZ_BW28A	18/02/2019	230
Anions (Total)	meq/L	DG_A_I_PZ_GW07	19/02/2019	180
Anions (Total)	meq/L	DG_A_I_PZ_GW05	19/02/2019	120
Anions (Total)	meq/L	DG_A_I_PZ_GW03	19/02/2019	110
Anions (Total)	meq/L	DG_A_I_PZ_BW53/Puls	19/02/2019	32
Anions (Total)	meq/L	DG_A_I_PZ_BW45B	6/03/2019	160
Anions (Total)	meq/L	DG_A_I_PZ_GW01	20/03/2019	110
Anions (Total)	meq/L	DG_A_I_PZ_GW01	20/03/2019	110
Anions (Total)	meq/L	DG_A_I_PZ_BW45B	20/03/2019	170
Anions (Total)	meq/L	DG_A_I_PZ_BW45B	20/03/2019	170
Anions (Total)	meq/L	DG_A_I_PZ_BW05	20/03/2019	260
Anions (Total)	meq/L	DG_A_I_PZ_GW07	21/03/2019	190
Anions (Total)	meq/L	DG_A_I_PZ_WRK300	21/03/2019	62
Anions (Total)	meq/L	DG_A_I_PZ_WRK302	21/03/2019	220
Anions (Total)	meq/L	DG_A_I_PZ_GW06	21/03/2019	230
Anions (Total)	meq/L	DG_A_I_PZ_BW45B	15/04/2019	170
Anions (Total)	meq/L	DG_A_I_PZ_GW01	15/04/2019	110
Anions (Total)	meq/L	DG_A_I_PZ_WRK302	17/04/2019	220
Anions (Total)	meq/L	DG_A_I_PZ_GW06	17/04/2019	230
Anions (Total)	meq/L	DG_A_I_PZ_WRK300	17/04/2019	62
Anions (Total)	meq/L	DG_A_I_PZ_GW01	14/05/2019	100
Anions (Total)	meq/L	DG_A_I_PZ_BW45B	14/05/2019	160
Anions (Total)	meq/L	DG_A_I_PZ_WRK302	22/05/2019	220
Anions (Total)	meq/L	DG_A_I_PZ_GW06	22/05/2019	220
Anions (Total)	meq/L	DG_A_I_PZ_GW06	18/06/2019	230
Anions (Total)	meq/L	DG_A_I_PZ_GW01	18/06/2019	110
Anions (Total)	meq/L	DG_A_I_PZ_BW45B	18/06/2019	170
Arsenic (Total)	mg/L	DG_A_I_PZ_IWB2	10/01/2019	0.002
Arsenic (Total)	mg/L	DG_A_I_PZ_IWB6	10/01/2019	0.006
Arsenic (Total)	mg/L	DG_A_I_PZ_BW53/Puls	10/01/2019	0.008
Arsenic (Total)	mg/L	DG_A_I_PZ_WRK303	14/01/2019	0.002

Variable	Unit	Sample Point	Date	Result
Arsenic (Total)	mg/L	DG_A_I_PZ_WRK304	14/01/2019	0.007
Arsenic (Total)	mg/L	DG_A_I_PZ_WRK302	14/01/2019	0.002
Arsenic (Total)	mg/L	DG_A_I_PZ_GW06	14/01/2019	0.012
Arsenic (Total)	mg/L	DG_A_I_PZ_GW08	14/01/2019	0.01
Arsenic (Total)	mg/L	DG_A_I_PZ_GW01	15/01/2019	0.012
Arsenic (Total)	mg/L	DG_A_I_PZ_GW05	15/01/2019	0.045
Arsenic (Total)	mg/L	DG_A_I_PZ_GW04	15/01/2019	0.006
Arsenic (Total)	mg/L	DG_A_I_PZ_GW03	15/01/2019	0.089
Arsenic (Total)	mg/L	DG_A_I_PZ_GW02	15/01/2019	0.001
Arsenic (Total)	mg/L	DG_A_I_PZ_BW05	17/01/2019	0.009
Arsenic (Total)	mg/L	DG_A_I_PZ_BW28A	17/01/2019	0.47
Arsenic (Total)	mg/L	DG_A_I_PZ_BW45B	17/01/2019	0.005
Arsenic (Total)	mg/L	DG_A_I_PZ_GW07	17/01/2019	0.002
Arsenic (Total)	mg/L	DG_A_I_PZ_WRK301	21/01/2019	0.009
Arsenic (Total)	mg/L	DG_A_I_PZ_WRK300	21/01/2019	0.004
Arsenic (Total)	mg/L	DG_A_I_PZ_GW08	18/02/2019	0.012
Arsenic (Total)	mg/L	DG_A_I_PZ_WRK302	18/02/2019	0.003
Arsenic (Total)	mg/L	DG_A_I_PZ_WRK301	18/02/2019	0.005
Arsenic (Total)	mg/L	DG_A_I_PZ_WRK300	18/02/2019	0.005
Arsenic (Total)	mg/L	DG_A_I_PZ_BW28A	18/02/2019	0.56
Arsenic (Total)	mg/L	DG_A_I_PZ_GW07	19/02/2019	0.002
Arsenic (Total)	mg/L	DG_A_I_PZ_GW05	19/02/2019	0.033
Arsenic (Total)	mg/L	DG_A_I_PZ_GW03	19/02/2019	0.027
Arsenic (Total)	mg/L	DG_A_I_PZ_BW53/Puls	19/02/2019	0.008
Arsenic (Total)	mg/L	DG_A_I_PZ_BW45B	6/03/2019	0.004
Arsenic (Total)	mg/L	DG_A_I_PZ_GW01	20/03/2019	0.012
Arsenic (Total)	mg/L	DG_A_I_PZ_GW01	20/03/2019	0.013
Arsenic (Total)	mg/L	DG_A_I_PZ_BW45B	20/03/2019	0.009
Arsenic (Total)	mg/L	DG_A_I_PZ_BW45B	20/03/2019	0.009
Arsenic (Total)	mg/L	DG_A_I_PZ_BW05	20/03/2019	0.009
Arsenic (Total)	mg/L	DG_A_I_PZ_GW07	21/03/2019	0.002
Arsenic (Total)	mg/L	DG_A_I_PZ_WRK300	21/03/2019	0.017
Arsenic (Total)	mg/L	DG_A_I_PZ_WRK302	21/03/2019	0.003
Arsenic (Total)	mg/L	DG_A_I_PZ_GW06	21/03/2019	0.008
Arsenic (Total)	mg/L	DG_A_I_PZ_BW45B	15/04/2019	0.008
Arsenic (Total)	mg/L	DG_A_I_PZ_GW01	15/04/2019	0.012
Arsenic (Total)	mg/L	DG_A_I_PZ_WRK302	17/04/2019	0.003
Arsenic (Total)	mg/L	DG_A_I_PZ_GW06	17/04/2019	0.003
Arsenic (Total)	mg/L	DG_A_I_PZ_WRK300	17/04/2019	0.002
Arsenic (Total)	mg/L	DG_A_I_PZ_GW01	14/05/2019	0.018
Arsenic (Total)	mg/L	DG_A_I_PZ_BW45B	14/05/2019	0.012
Arsenic (Total)	mg/L	DG_A_I_PZ_WRK302	22/05/2019	0.003
Arsenic (Total)	mg/L	DG_A_I_PZ_GW06	22/05/2019	0.004
Arsenic (Total)	mg/L	DG_A_I_PZ_GW06	18/06/2019	0.007
Arsenic (Total)	mg/L	DG_A_I_PZ_GW01	18/06/2019	0.014
Arsenic (Total)	mg/L	DG_A_I_PZ_BW45B	18/06/2019	0.012
Barium (Total)	mg/L	DG_A_I_PZ_IWB2	10/01/2019	0.003
Barium (Total)	mg/L	DG_A_I_PZ_IWB6	10/01/2019	0.025
Barium (Total)	mg/L	DG_A_I_PZ_BW53/Puls	10/01/2019	0.084
Barium (Total)	mg/L	DG_A_I_PZ_WRK303	14/01/2019	0.038
Barium (Total)	mg/L	DG_A_I_PZ_WRK304	14/01/2019	0.023
Barium (Total)	mg/L	DG_A_I_PZ_WRK302	14/01/2019	0.023
Barium (Total)	mg/L	DG_A_I_PZ_GW06	14/01/2019	0.027
Barium (Total)	mg/L	DG_A_I_PZ_GW08	14/01/2019	0.023
Barium (Total)	mg/L	DG_A_I_PZ_GW01	15/01/2019	0.05
Barium (Total)	mg/L	DG_A_I_PZ_GW05	15/01/2019	0.1
Barium (Total)	mg/L	DG_A_I_PZ_GW04	15/01/2019	0.03
Barium (Total)	mg/L	DG_A_I_PZ_GW03	15/01/2019	0.08
Barium (Total)	mg/L	DG_A_I_PZ_GW02	15/01/2019	0.059

Variable	Unit	Sample Point	Date	Result
Barium (Total)	mg/L	DG_A_I_PZ_BW05	17/01/2019	0.031
Barium (Total)	mg/L	DG_A_I_PZ_BW28A	17/01/2019	0.073
Barium (Total)	mg/L	DG_A_I_PZ_BW45B	17/01/2019	0.034
Barium (Total)	mg/L	DG_A_I_PZ_GW07	17/01/2019	0.024
Barium (Total)	mg/L	DG_A_I_PZ_WRK301	21/01/2019	0.014
Barium (Total)	mg/L	DG_A_I_PZ_WRK300	21/01/2019	0.023
Barium (Total)	mg/L	DG_A_I_PZ_GW08	18/02/2019	0.018
Barium (Total)	mg/L	DG_A_I_PZ_WRK302	18/02/2019	0.021
Barium (Total)	mg/L	DG_A_I_PZ_WRK301	18/02/2019	0.013
Barium (Total)	mg/L	DG_A_I_PZ_WRK300	18/02/2019	0.022
Barium (Total)	mg/L	DG_A_I_PZ_BW28A	18/02/2019	0.075
Barium (Total)	mg/L	DG_A_I_PZ_GW07	19/02/2019	0.023
Barium (Total)	mg/L	DG_A_I_PZ_GW05	19/02/2019	0.073
Barium (Total)	mg/L	DG_A_I_PZ_GW03	19/02/2019	0.027
Barium (Total)	mg/L	DG_A_I_PZ_BW53/Puls	19/02/2019	0.087
Barium (Total)	mg/L	DG_A_I_PZ_BW45B	6/03/2019	0.041
Barium (Total)	mg/L	DG_A_I_PZ_GW01	20/03/2019	0.05
Barium (Total)	mg/L	DG_A_I_PZ_GW01	20/03/2019	0.05
Barium (Total)	mg/L	DG_A_I_PZ_BW45B	20/03/2019	0.025
Barium (Total)	mg/L	DG_A_I_PZ_BW45B	20/03/2019	0.026
Barium (Total)	mg/L	DG_A_I_PZ_BW05	20/03/2019	0.029
Barium (Total)	mg/L	DG_A_I_PZ_GW07	21/03/2019	0.023
Barium (Total)	mg/L	DG_A_I_PZ_WRK300	21/03/2019	0.03
Barium (Total)	mg/L	DG_A_I_PZ_WRK302	21/03/2019	0.043
Barium (Total)	mg/L	DG_A_I_PZ_GW06	21/03/2019	0.025
Barium (Total)	mg/L	DG_A_I_PZ_BW45B	15/04/2019	0.04
Barium (Total)	mg/L	DG_A_I_PZ_GW01	15/04/2019	0.051
Barium (Total)	mg/L	DG_A_I_PZ_WRK302	17/04/2019	0.021
Barium (Total)	mg/L	DG_A_I_PZ_GW06	17/04/2019	0.02
Barium (Total)	mg/L	DG_A_I_PZ_WRK300	17/04/2019	0.025
Barium (Total)	mg/L	DG_A_I_PZ_GW01	14/05/2019	0.053
Barium (Total)	mg/L	DG_A_I_PZ_BW45B	14/05/2019	0.026
Barium (Total)	mg/L	DG_A_I_PZ_WRK302	22/05/2019	0.021
Barium (Total)	mg/L	DG_A_I_PZ_GW06	22/05/2019	0.023
Barium (Total)	mg/L	DG_A_I_PZ_GW06	18/06/2019	0.027
Barium (Total)	mg/L	DG_A_I_PZ_GW01	18/06/2019	0.053
Barium (Total)	mg/L	DG_A_I_PZ_BW45B	18/06/2019	0.029
Boron (Total)	mg/L	DG_A_I_PZ_IWB2	10/01/2019	0.05
Boron (Total)	mg/L	DG_A_I_PZ_IWB6	10/01/2019	0.04
Boron (Total)	mg/L	DG_A_I_PZ_BW53/Puls	10/01/2019	0.12
Boron (Total)	mg/L	DG_A_I_PZ_WRK303	14/01/2019	0.51
Boron (Total)	mg/L	DG_A_I_PZ_WRK304	14/01/2019	0.58
Boron (Total)	mg/L	DG_A_I_PZ_WRK302	14/01/2019	1.9
Boron (Total)	mg/L	DG_A_I_PZ_GW06	14/01/2019	1.9
Boron (Total)	mg/L	DG_A_I_PZ_GW08	14/01/2019	1.5
Boron (Total)	mg/L	DG_A_I_PZ_GW01	15/01/2019	0.06
Boron (Total)	mg/L	DG_A_I_PZ_GW05	15/01/2019	0.72
Boron (Total)	mg/L	DG_A_I_PZ_GW04	15/01/2019	0.49
Boron (Total)	mg/L	DG_A_I_PZ_GW03	15/01/2019	0.27
Boron (Total)	mg/L	DG_A_I_PZ_GW02	15/01/2019	0.09
Boron (Total)	mg/L	DG_A_I_PZ_BW05	17/01/2019	1.4
Boron (Total)	mg/L	DG_A_I_PZ_BW28A	17/01/2019	0.92
Boron (Total)	mg/L	DG_A_I_PZ_BW45B	17/01/2019	0.97
Boron (Total)	mg/L	DG_A_I_PZ_GW07	17/01/2019	1.8
Boron (Total)	mg/L	DG_A_I_PZ_WRK301	21/01/2019	0.61
Boron (Total)	mg/L	DG_A_I_PZ_WRK300	21/01/2019	0.24
Boron (Total)	mg/L	DG_A_I_PZ_GW08	18/02/2019	1.3
Boron (Total)	mg/L	DG_A_I_PZ_WRK302	18/02/2019	1.6
Boron (Total)	mg/L	DG_A_I_PZ_WRK301	18/02/2019	0.55

Variable	Unit	Sample Point	Date	Result
Boron (Total)	mg/L	DG_A_I_PZ_WRK300	18/02/2019	0.2
Boron (Total)	mg/L	DG_A_I_PZ_BW28A	18/02/2019	0.79
Boron (Total)	mg/L	DG_A_I_PZ_GW07	19/02/2019	1.6
Boron (Total)	mg/L	DG_A_I_PZ_GW05	19/02/2019	0.75
Boron (Total)	mg/L	DG_A_I_PZ_GW03	19/02/2019	0.25
Boron (Total)	mg/L	DG_A_I_PZ_BW53/Puls	19/02/2019	0.17
Boron (Total)	mg/L	DG_A_I_PZ_BW45B	6/03/2019	0.88
Boron (Total)	mg/L	DG_A_I_PZ_GW01	20/03/2019	0.08
Boron (Total)	mg/L	DG_A_I_PZ_GW01	20/03/2019	0.07
Boron (Total)	mg/L	DG_A_I_PZ_BW45B	20/03/2019	0.88
Boron (Total)	mg/L	DG_A_I_PZ_BW45B	20/03/2019	0.87
Boron (Total)	mg/L	DG_A_I_PZ_BW05	20/03/2019	1.2
Boron (Total)	mg/L	DG_A_I_PZ_GW07	21/03/2019	1.6
Boron (Total)	mg/L	DG_A_I_PZ_WRK300	21/03/2019	0.24
Boron (Total)	mg/L	DG_A_I_PZ_WRK302	21/03/2019	1.6
Boron (Total)	mg/L	DG_A_I_PZ_GW06	21/03/2019	1.6
Boron (Total)	mg/L	DG_A_I_PZ_BW45B	15/04/2019	0.88
Boron (Total)	mg/L	DG_A_I_PZ_GW01	15/04/2019	0.08
Boron (Total)	mg/L	DG_A_I_PZ_WRK302	17/04/2019	1.7
Boron (Total)	mg/L	DG_A_I_PZ_GW06	17/04/2019	1.6
Boron (Total)	mg/L	DG_A_I_PZ_WRK300	17/04/2019	0.25
Boron (Total)	mg/L	DG_A_I_PZ_GW01	14/05/2019	0.08
Boron (Total)	mg/L	DG_A_I_PZ_BW45B	14/05/2019	0.86
Boron (Total)	mg/L	DG_A_I_PZ_WRK302	22/05/2019	1.7
Boron (Total)	mg/L	DG_A_I_PZ_GW06	22/05/2019	1.6
Boron (Total)	mg/L	DG_A_I_PZ_GW06	18/06/2019	1.8
Boron (Total)	mg/L	DG_A_I_PZ_GW01	18/06/2019	0.1
Boron (Total)	mg/L	DG_A_I_PZ_BW45B	18/06/2019	1.1
Cadmium (Total)	mg/L	DG_A_I_PZ_IWB2	10/01/2019	0.0002
Cadmium (Total)	mg/L	DG_A_I_PZ_IWB6	10/01/2019	0.0002
Cadmium (Total)	mg/L	DG_A_I_PZ_BW53/Puls	10/01/2019	0.0002
Cadmium (Total)	mg/L	DG_A_I_PZ_WRK303	14/01/2019	0.0002
Cadmium (Total)	mg/L	DG_A_I_PZ_WRK304	14/01/2019	0.0002
Cadmium (Total)	mg/L	DG_A_I_PZ_WRK302	14/01/2019	0.0002
Cadmium (Total)	mg/L	DG_A_I_PZ_GW06	14/01/2019	0.0002
Cadmium (Total)	mg/L	DG_A_I_PZ_GW08	14/01/2019	0.0002
Cadmium (Total)	mg/L	DG_A_I_PZ_GW01	15/01/2019	0.0002
Cadmium (Total)	mg/L	DG_A_I_PZ_GW05	15/01/2019	0.0002
Cadmium (Total)	mg/L	DG_A_I_PZ_GW04	15/01/2019	0.0002
Cadmium (Total)	mg/L	DG_A_I_PZ_GW03	15/01/2019	0.0002
Cadmium (Total)	mg/L	DG_A_I_PZ_GW02	15/01/2019	0.0002
Cadmium (Total)	mg/L	DG_A_I_PZ_BW05	17/01/2019	0.0002
Cadmium (Total)	mg/L	DG_A_I_PZ_BW28A	17/01/2019	0.0002
Cadmium (Total)	mg/L	DG_A_I_PZ_BW45B	17/01/2019	0.0002
Cadmium (Total)	mg/L	DG_A_I_PZ_GW07	17/01/2019	0.0002
Cadmium (Total)	mg/L	DG_A_I_PZ_WRK301	21/01/2019	0.0002
Cadmium (Total)	mg/L	DG_A_I_PZ_WRK300	21/01/2019	0.0002
Cadmium (Total)	mg/L	DG_A_I_PZ_GW08	18/02/2019	0.0002
Cadmium (Total)	mg/L	DG_A_I_PZ_WRK302	18/02/2019	0.0002
Cadmium (Total)	mg/L	DG_A_I_PZ_WRK301	18/02/2019	0.0002
Cadmium (Total)	mg/L	DG_A_I_PZ_WRK300	18/02/2019	0.0002
Cadmium (Total)	mg/L	DG_A_I_PZ_BW28A	18/02/2019	0.0002
Cadmium (Total)	mg/L	DG_A_I_PZ_GW07	19/02/2019	0.0002
Cadmium (Total)	mg/L	DG_A_I_PZ_GW05	19/02/2019	0.0002
Cadmium (Total)	mg/L	DG_A_I_PZ_GW03	19/02/2019	0.0002
Cadmium (Total)	mg/L	DG_A_I_PZ_BW53/Puls	19/02/2019	0.0002
Cadmium (Total)	mg/L	DG_A_I_PZ_BW45B	6/03/2019	0.0002
Cadmium (Total)	mg/L	DG_A_I_PZ_GW01	20/03/2019	0.0002
Cadmium (Total)	mg/L	DG_A_I_PZ_GW01	20/03/2019	0.0002

Variable	Unit	Sample Point	Date	Result
Cadmium (Total)	mg/L	DG_A_I_PZ_BW45B	20/03/2019	0.0002
Cadmium (Total)	mg/L	DG_A_I_PZ_BW45B	20/03/2019	0.0002
Cadmium (Total)	mg/L	DG_A_I_PZ_BW05	20/03/2019	0.0002
Cadmium (Total)	mg/L	DG_A_I_PZ_GW07	21/03/2019	0.0002
Cadmium (Total)	mg/L	DG_A_I_PZ_WRK300	21/03/2019	0.0002
Cadmium (Total)	mg/L	DG_A_I_PZ_WRK302	21/03/2019	0.0002
Cadmium (Total)	mg/L	DG_A_I_PZ_GW06	21/03/2019	0.0002
Cadmium (Total)	mg/L	DG_A_I_PZ_BW45B	15/04/2019	0.0002
Cadmium (Total)	mg/L	DG_A_I_PZ_GW01	15/04/2019	0.0002
Cadmium (Total)	mg/L	DG_A_I_PZ_WRK302	17/04/2019	0.0002
Cadmium (Total)	mg/L	DG_A_I_PZ_GW06	17/04/2019	0.0002
Cadmium (Total)	mg/L	DG_A_I_PZ_WRK300	17/04/2019	0.0002
Cadmium (Total)	mg/L	DG_A_I_PZ_GW01	14/05/2019	0.0002
Cadmium (Total)	mg/L	DG_A_I_PZ_BW45B	14/05/2019	0.0002
Cadmium (Total)	mg/L	DG_A_I_PZ_WRK302	22/05/2019	0.0002
Cadmium (Total)	mg/L	DG_A_I_PZ_GW06	22/05/2019	0.0002
Cadmium (Total)	mg/L	DG_A_I_PZ_GW06	18/06/2019	0.0002
Cadmium (Total)	mg/L	DG_A_I_PZ_GW01	18/06/2019	0.0002
Cadmium (Total)	mg/L	DG_A_I_PZ_BW45B	18/06/2019	0.0002
Calcium	mg/L	DG_A_I_PZ_IWB2	10/01/2019	11
Calcium	mg/L	DG_A_I_PZ_IWB6	10/01/2019	6.3
Calcium	mg/L	DG_A_I_PZ_BW53/Puls	10/01/2019	37
Calcium	mg/L	DG_A_I_PZ_WRK303	14/01/2019	130
Calcium	mg/L	DG_A_I_PZ_WRK304	14/01/2019	87
Calcium	mg/L	DG_A_I_PZ_WRK302	14/01/2019	490
Calcium	mg/L	DG_A_I_PZ_GW06	14/01/2019	630
Calcium	mg/L	DG_A_I_PZ_GW08	14/01/2019	540
Calcium	mg/L	DG_A_I_PZ_GW01	15/01/2019	65
Calcium	mg/L	DG_A_I_PZ_GW05	15/01/2019	200
Calcium	mg/L	DG_A_I_PZ_GW04	15/01/2019	110
Calcium	mg/L	DG_A_I_PZ_GW03	15/01/2019	270
Calcium	mg/L	DG_A_I_PZ_GW02	15/01/2019	26
Calcium	mg/L	DG_A_I_PZ_BW05	17/01/2019	290
Calcium	mg/L	DG_A_I_PZ_BW28A	17/01/2019	540
Calcium	mg/L	DG_A_I_PZ_BW45B	17/01/2019	320
Calcium	mg/L	DG_A_I_PZ_GW07	17/01/2019	560
Calcium	mg/L	DG_A_I_PZ_WRK301	21/01/2019	290
Calcium	mg/L	DG_A_I_PZ_WRK300	21/01/2019	150
Calcium	mg/L	DG_A_I_PZ_GW08	18/02/2019	540
Calcium	mg/L	DG_A_I_PZ_WRK302	18/02/2019	550
Calcium	mg/L	DG_A_I_PZ_WRK301	18/02/2019	260
Calcium	mg/L	DG_A_I_PZ_WRK300	18/02/2019	130
Calcium	mg/L	DG_A_I_PZ_BW28A	18/02/2019	490
Calcium	mg/L	DG_A_I_PZ_GW07	19/02/2019	410
Calcium	mg/L	DG_A_I_PZ_GW05	19/02/2019	180
Calcium	mg/L	DG_A_I_PZ_GW03	19/02/2019	180
Calcium	mg/L	DG_A_I_PZ_BW53/Puls	19/02/2019	43
Calcium	mg/L	DG_A_I_PZ_BW45B	6/03/2019	310
Calcium	mg/L	DG_A_I_PZ_GW01	20/03/2019	63
Calcium	mg/L	DG_A_I_PZ_GW01	20/03/2019	68
Calcium	mg/L	DG_A_I_PZ_BW45B	20/03/2019	310
Calcium	mg/L	DG_A_I_PZ_BW45B	20/03/2019	320
Calcium	mg/L	DG_A_I_PZ_BW05	20/03/2019	260
Calcium	mg/L	DG_A_I_PZ_GW07	21/03/2019	440
Calcium	mg/L	DG_A_I_PZ_WRK300	21/03/2019	180
Calcium	mg/L	DG_A_I_PZ_WRK302	21/03/2019	490
Calcium	mg/L	DG_A_I_PZ_GW06	21/03/2019	620
Calcium	mg/L	DG_A_I_PZ_BW45B	15/04/2019	300
Calcium	mg/L	DG_A_I_PZ_GW01	15/04/2019	75

Variable	Unit	Sample Point	Date	Result
Calcium	mg/L	DG_A_I_PZ_WRK302	17/04/2019	530
Calcium	mg/L	DG_A_I_PZ_GW06	17/04/2019	640
Calcium	mg/L	DG_A_I_PZ_WRK300	17/04/2019	150
Calcium	mg/L	DG_A_I_PZ_GW01	14/05/2019	64
Calcium	mg/L	DG_A_I_PZ_BW45B	14/05/2019	320
Calcium	mg/L	DG_A_I_PZ_WRK302	22/05/2019	510
Calcium	mg/L	DG_A_I_PZ_GW06	22/05/2019	670
Calcium	mg/L	DG_A_I_PZ_GW06	18/06/2019	580
Calcium	mg/L	DG_A_I_PZ_GW01	18/06/2019	56
Calcium	mg/L	DG_A_I_PZ_BW45B	18/06/2019	290
Cations (Total)	meq/L	DG_A_I_PZ_IWB2	10/01/2019	37
Cations (Total)	meq/L	DG_A_I_PZ_IWB6	10/01/2019	14
Cations (Total)	meq/L	DG_A_I_PZ_BW53/Puls	10/01/2019	22
Cations (Total)	meq/L	DG_A_I_PZ_WRK303	14/01/2019	82
Cations (Total)	meq/L	DG_A_I_PZ_WRK304	14/01/2019	72
Cations (Total)	meq/L	DG_A_I_PZ_WRK302	14/01/2019	210
Cations (Total)	meq/L	DG_A_I_PZ_GW06	14/01/2019	220
Cations (Total)	meq/L	DG_A_I_PZ_GW08	14/01/2019	210
Cations (Total)	meq/L	DG_A_I_PZ_GW01	15/01/2019	100
Cations (Total)	meq/L	DG_A_I_PZ_GW05	15/01/2019	120
Cations (Total)	meq/L	DG_A_I_PZ_GW04	15/01/2019	99
Cations (Total)	meq/L	DG_A_I_PZ_GW03	15/01/2019	110
Cations (Total)	meq/L	DG_A_I_PZ_GW02	15/01/2019	63
Cations (Total)	meq/L	DG_A_I_PZ_BW05	17/01/2019	250
Cations (Total)	meq/L	DG_A_I_PZ_BW28A	17/01/2019	220
Cations (Total)	meq/L	DG_A_I_PZ_BW45B	17/01/2019	150
Cations (Total)	meq/L	DG_A_I_PZ_GW07	17/01/2019	180
Cations (Total)	meq/L	DG_A_I_PZ_WRK301	21/01/2019	110
Cations (Total)	meq/L	DG_A_I_PZ_WRK300	21/01/2019	57
Cations (Total)	meq/L	DG_A_I_PZ_GW08	18/02/2019	210
Cations (Total)	meq/L	DG_A_I_PZ_WRK302	18/02/2019	220
Cations (Total)	meq/L	DG_A_I_PZ_WRK301	18/02/2019	110
Cations (Total)	meq/L	DG_A_I_PZ_WRK300	18/02/2019	56
Cations (Total)	meq/L	DG_A_I_PZ_BW28A	18/02/2019	220
Cations (Total)	meq/L	DG_A_I_PZ_GW07	19/02/2019	170
Cations (Total)	meq/L	DG_A_I_PZ_GW05	19/02/2019	110
Cations (Total)	meq/L	DG_A_I_PZ_GW03	19/02/2019	110
Cations (Total)	meq/L	DG_A_I_PZ_BW53/Puls	19/02/2019	31
Cations (Total)	meq/L	DG_A_I_PZ_BW45B	6/03/2019	150
Cations (Total)	meq/L	DG_A_I_PZ_GW01	20/03/2019	100
Cations (Total)	meq/L	DG_A_I_PZ_GW01	20/03/2019	110
Cations (Total)	meq/L	DG_A_I_PZ_BW45B	20/03/2019	160
Cations (Total)	meq/L	DG_A_I_PZ_BW45B	20/03/2019	160
Cations (Total)	meq/L	DG_A_I_PZ_BW05	20/03/2019	260
Cations (Total)	meq/L	DG_A_I_PZ_GW07	21/03/2019	190
Cations (Total)	meq/L	DG_A_I_PZ_WRK300	21/03/2019	63
Cations (Total)	meq/L	DG_A_I_PZ_WRK302	21/03/2019	210
Cations (Total)	meq/L	DG_A_I_PZ_GW06	21/03/2019	220
Cations (Total)	meq/L	DG_A_I_PZ_BW45B	15/04/2019	150
Cations (Total)	meq/L	DG_A_I_PZ_GW01	15/04/2019	110
Cations (Total)	meq/L	DG_A_I_PZ_WRK302	17/04/2019	210
Cations (Total)	meq/L	DG_A_I_PZ_GW06	17/04/2019	230
Cations (Total)	meq/L	DG_A_I_PZ_WRK300	17/04/2019	60
Cations (Total)	meq/L	DG_A_I_PZ_GW01	14/05/2019	110
Cations (Total)	meq/L	DG_A_I_PZ_BW45B	14/05/2019	170
Cations (Total)	meq/L	DG_A_I_PZ_WRK302	22/05/2019	210
Cations (Total)	meq/L	DG_A_I_PZ_GW06	22/05/2019	220
Cations (Total)	meq/L	DG_A_I_PZ_GW06	18/06/2019	220
Cations (Total)	meq/L	DG_A_I_PZ_GW01	18/06/2019	100

Variable	Unit	Sample Point	Date	Result
Cations (Total)	meq/L	DG_A_I_PZ_BW45B	18/06/2019	160
Chloride	mg/L	DG_A_I_PZ_IWB2	10/01/2019	1200
Chloride	mg/L	DG_A_I_PZ_IWB6	10/01/2019	360
Chloride	mg/L	DG_A_I_PZ_BW53/Puls	10/01/2019	570
Chloride	mg/L	DG_A_I_PZ_WRK303	14/01/2019	2500
Chloride	mg/L	DG_A_I_PZ_WRK304	14/01/2019	2200
Chloride	mg/L	DG_A_I_PZ_WRK302	14/01/2019	6500
Chloride	mg/L	DG_A_I_PZ_GW06	14/01/2019	6700
Chloride	mg/L	DG_A_I_PZ_GW08	14/01/2019	6600
Chloride	mg/L	DG_A_I_PZ_GW01	15/01/2019	3400
Chloride	mg/L	DG_A_I_PZ_GW05	15/01/2019	3800
Chloride	mg/L	DG_A_I_PZ_GW04	15/01/2019	2800
Chloride	mg/L	DG_A_I_PZ_GW03	15/01/2019	3100
Chloride	mg/L	DG_A_I_PZ_GW02	15/01/2019	2000
Chloride	mg/L	DG_A_I_PZ_BW05	17/01/2019	8300
Chloride	mg/L	DG_A_I_PZ_BW28A	17/01/2019	7100
Chloride	mg/L	DG_A_I_PZ_BW45B	17/01/2019	5100
Chloride	mg/L	DG_A_I_PZ_GW07	17/01/2019	5700
Chloride	mg/L	DG_A_I_PZ_WRK301	21/01/2019	3400
Chloride	mg/L	DG_A_I_PZ_WRK300	21/01/2019	1800
Chloride	mg/L	DG_A_I_PZ_GW08	18/02/2019	6700
Chloride	mg/L	DG_A_I_PZ_WRK302	18/02/2019	6600
Chloride	mg/L	DG_A_I_PZ_WRK301	18/02/2019	3400
Chloride	mg/L	DG_A_I_PZ_WRK300	18/02/2019	1700
Chloride	mg/L	DG_A_I_PZ_BW28A	18/02/2019	7200
Chloride	mg/L	DG_A_I_PZ_GW07	19/02/2019	5700
Chloride	mg/L	DG_A_I_PZ_GW05	19/02/2019	3700
Chloride	mg/L	DG_A_I_PZ_GW03	19/02/2019	3500
Chloride	mg/L	DG_A_I_PZ_BW53/Puls	19/02/2019	860
Chloride	mg/L	DG_A_I_PZ_BW45B	6/03/2019	5100
Chloride	mg/L	DG_A_I_PZ_GW01	20/03/2019	3500
Chloride	mg/L	DG_A_I_PZ_GW01	20/03/2019	3500
Chloride	mg/L	DG_A_I_PZ_BW45B	20/03/2019	5300
Chloride	mg/L	DG_A_I_PZ_BW45B	20/03/2019	5200
Chloride	mg/L	DG_A_I_PZ_BW05	20/03/2019	8400
Chloride	mg/L	DG_A_I_PZ_GW07	21/03/2019	5900
Chloride	mg/L	DG_A_I_PZ_WRK300	21/03/2019	1800
Chloride	mg/L	DG_A_I_PZ_WRK302	21/03/2019	6600
Chloride	mg/L	DG_A_I_PZ_GW06	21/03/2019	6800
Chloride	mg/L	DG_A_I_PZ_BW45B	15/04/2019	5400
Chloride	mg/L	DG_A_I_PZ_GW01	15/04/2019	3700
Chloride	mg/L	DG_A_I_PZ_WRK302	17/04/2019	6600
Chloride	mg/L	DG_A_I_PZ_GW06	17/04/2019	7000
Chloride	mg/L	DG_A_I_PZ_WRK300	17/04/2019	1800
Chloride	mg/L	DG_A_I_PZ_GW01	14/05/2019	3400
Chloride	mg/L	DG_A_I_PZ_BW45B	14/05/2019	5100
Chloride	mg/L	DG_A_I_PZ_WRK302	22/05/2019	6700
Chloride	mg/L	DG_A_I_PZ_GW06	22/05/2019	6800
Chloride	mg/L	DG_A_I_PZ_GW06	18/06/2019	6800
Chloride	mg/L	DG_A_I_PZ_GW01	18/06/2019	3400
Chloride	mg/L	DG_A_I_PZ_BW45B	18/06/2019	5300
Chromium (Total)	mg/L	DG_A_I_PZ_IWB2	10/01/2019	0.001
Chromium (Total)	mg/L	DG_A_I_PZ_IWB6	10/01/2019	0.003
Chromium (Total)	mg/L	DG_A_I_PZ_BW53/Puls	10/01/2019	0.001
Chromium (Total)	mg/L	DG_A_I_PZ_WRK303	14/01/2019	0.006
Chromium (Total)	mg/L	DG_A_I_PZ_WRK304	14/01/2019	0.028
Chromium (Total)	mg/L	DG_A_I_PZ_WRK302	14/01/2019	0.001
Chromium (Total)	mg/L	DG_A_I_PZ_GW06	14/01/2019	0.004
Chromium (Total)	mg/L	DG_A_I_PZ_GW08	14/01/2019	0.001

Variable	Unit	Sample Point	Date	Result
Chromium (Total)	mg/L	DG_A_I_PZ_GW01	15/01/2019	0.002
Chromium (Total)	mg/L	DG_A_I_PZ_GW05	15/01/2019	0.003
Chromium (Total)	mg/L	DG_A_I_PZ_GW04	15/01/2019	0.001
Chromium (Total)	mg/L	DG_A_I_PZ_GW03	15/01/2019	0.001
Chromium (Total)	mg/L	DG_A_I_PZ_GW02	15/01/2019	0.001
Chromium (Total)	mg/L	DG_A_I_PZ_BW05	17/01/2019	0.001
Chromium (Total)	mg/L	DG_A_I_PZ_BW28A	17/01/2019	0.001
Chromium (Total)	mg/L	DG_A_I_PZ_BW45B	17/01/2019	0.001
Chromium (Total)	mg/L	DG_A_I_PZ_GW07	17/01/2019	0.008
Chromium (Total)	mg/L	DG_A_I_PZ_WRK301	21/01/2019	0.004
Chromium (Total)	mg/L	DG_A_I_PZ_WRK300	21/01/2019	0.003
Chromium (Total)	mg/L	DG_A_I_PZ_GW08	18/02/2019	0.001
Chromium (Total)	mg/L	DG_A_I_PZ_WRK302	18/02/2019	0.001
Chromium (Total)	mg/L	DG_A_I_PZ_WRK301	18/02/2019	0.001
Chromium (Total)	mg/L	DG_A_I_PZ_WRK300	18/02/2019	0.009
Chromium (Total)	mg/L	DG_A_I_PZ_BW28A	18/02/2019	0.001
Chromium (Total)	mg/L	DG_A_I_PZ_GW07	19/02/2019	0.009
Chromium (Total)	mg/L	DG_A_I_PZ_GW05	19/02/2019	0.002
Chromium (Total)	mg/L	DG_A_I_PZ_GW03	19/02/2019	0.001
Chromium (Total)	mg/L	DG_A_I_PZ_BW53/Puls	19/02/2019	0.002
Chromium (Total)	mg/L	DG_A_I_PZ_BW45B	6/03/2019	0.001
Chromium (Total)	mg/L	DG_A_I_PZ_GW01	20/03/2019	0.002
Chromium (Total)	mg/L	DG_A_I_PZ_GW01	20/03/2019	0.002
Chromium (Total)	mg/L	DG_A_I_PZ_BW45B	20/03/2019	0.001
Chromium (Total)	mg/L	DG_A_I_PZ_BW45B	20/03/2019	0.001
Chromium (Total)	mg/L	DG_A_I_PZ_BW05	20/03/2019	0.001
Chromium (Total)	mg/L	DG_A_I_PZ_GW07	21/03/2019	0.009
Chromium (Total)	mg/L	DG_A_I_PZ_WRK300	21/03/2019	0.11
Chromium (Total)	mg/L	DG_A_I_PZ_WRK302	21/03/2019	0.001
Chromium (Total)	mg/L	DG_A_I_PZ_GW06	21/03/2019	0.008
Chromium (Total)	mg/L	DG_A_I_PZ_BW45B	15/04/2019	0.001
Chromium (Total)	mg/L	DG_A_I_PZ_GW01	15/04/2019	0.002
Chromium (Total)	mg/L	DG_A_I_PZ_WRK302	17/04/2019	0.001
Chromium (Total)	mg/L	DG_A_I_PZ_GW06	17/04/2019	0.001
Chromium (Total)	mg/L	DG_A_I_PZ_WRK300	17/04/2019	0.001
Chromium (Total)	mg/L	DG_A_I_PZ_GW01	14/05/2019	0.002
Chromium (Total)	mg/L	DG_A_I_PZ_BW45B	14/05/2019	0.001
Chromium (Total)	mg/L	DG_A_I_PZ_WRK302	22/05/2019	0.001
Chromium (Total)	mg/L	DG_A_I_PZ_GW06	22/05/2019	0.001
Chromium (Total)	mg/L	DG_A_I_PZ_GW06	18/06/2019	0.004
Chromium (Total)	mg/L	DG_A_I_PZ_GW01	18/06/2019	0.007
Chromium (Total)	mg/L	DG_A_I_PZ_BW45B	18/06/2019	0.005
Cobalt (Total)	mg/L	DG_A_I_PZ_IWB2	10/01/2019	0.003
Cobalt (Total)	mg/L	DG_A_I_PZ_IWB6	10/01/2019	0.002
Cobalt (Total)	mg/L	DG_A_I_PZ_BW53/Puls	10/01/2019	0.001
Cobalt (Total)	mg/L	DG_A_I_PZ_WRK303	14/01/2019	0.001
Cobalt (Total)	mg/L	DG_A_I_PZ_WRK304	14/01/2019	0.001
Cobalt (Total)	mg/L	DG_A_I_PZ_WRK302	14/01/2019	0.034
Cobalt (Total)	mg/L	DG_A_I_PZ_GW06	14/01/2019	0.001
Cobalt (Total)	mg/L	DG_A_I_PZ_GW08	14/01/2019	0.013
Cobalt (Total)	mg/L	DG_A_I_PZ_GW01	15/01/2019	0.061
Cobalt (Total)	mg/L	DG_A_I_PZ_GW05	15/01/2019	0.031
Cobalt (Total)	mg/L	DG_A_I_PZ_GW04	15/01/2019	0.022
Cobalt (Total)	mg/L	DG_A_I_PZ_GW03	15/01/2019	0.034
Cobalt (Total)	mg/L	DG_A_I_PZ_GW02	15/01/2019	0.017
Cobalt (Total)	mg/L	DG_A_I_PZ_BW05	17/01/2019	0.001
Cobalt (Total)	mg/L	DG_A_I_PZ_BW28A	17/01/2019	0.031
Cobalt (Total)	mg/L	DG_A_I_PZ_BW45B	17/01/2019	0.034
Cobalt (Total)	mg/L	DG_A_I_PZ_GW07	17/01/2019	0.02

Variable	Unit	Sample Point	Date	Result
Cobalt (Total)	mg/L	DG_A_I_PZ_WRK301	21/01/2019	0.002
Cobalt (Total)	mg/L	DG_A_I_PZ_WRK300	21/01/2019	0.002
Cobalt (Total)	mg/L	DG_A_I_PZ_GW08	18/02/2019	0.009
Cobalt (Total)	mg/L	DG_A_I_PZ_WRK302	18/02/2019	0.028
Cobalt (Total)	mg/L	DG_A_I_PZ_WRK301	18/02/2019	0.002
Cobalt (Total)	mg/L	DG_A_I_PZ_WRK300	18/02/2019	0.003
Cobalt (Total)	mg/L	DG_A_I_PZ_BW28A	18/02/2019	0.027
Cobalt (Total)	mg/L	DG_A_I_PZ_GW07	19/02/2019	0.017
Cobalt (Total)	mg/L	DG_A_I_PZ_GW05	19/02/2019	0.018
Cobalt (Total)	mg/L	DG_A_I_PZ_GW03	19/02/2019	0.011
Cobalt (Total)	mg/L	DG_A_I_PZ_BW53/Puls	19/02/2019	0.001
Cobalt (Total)	mg/L	DG_A_I_PZ_BW45B	6/03/2019	0.04
Cobalt (Total)	mg/L	DG_A_I_PZ_GW01	20/03/2019	0.062
Cobalt (Total)	mg/L	DG_A_I_PZ_GW01	20/03/2019	0.062
Cobalt (Total)	mg/L	DG_A_I_PZ_BW45B	20/03/2019	0.03
Cobalt (Total)	mg/L	DG_A_I_PZ_BW45B	20/03/2019	0.029
Cobalt (Total)	mg/L	DG_A_I_PZ_BW05	20/03/2019	0.001
Cobalt (Total)	mg/L	DG_A_I_PZ_GW07	21/03/2019	0.02
Cobalt (Total)	mg/L	DG_A_I_PZ_WRK300	21/03/2019	0.006
Cobalt (Total)	mg/L	DG_A_I_PZ_WRK302	21/03/2019	0.027
Cobalt (Total)	mg/L	DG_A_I_PZ_GW06	21/03/2019	0.003
Cobalt (Total)	mg/L	DG_A_I_PZ_BW45B	15/04/2019	0.035
Cobalt (Total)	mg/L	DG_A_I_PZ_GW01	15/04/2019	0.051
Cobalt (Total)	mg/L	DG_A_I_PZ_WRK302	17/04/2019	0.028
Cobalt (Total)	mg/L	DG_A_I_PZ_GW06	17/04/2019	0.001
Cobalt (Total)	mg/L	DG_A_I_PZ_WRK300	17/04/2019	0.001
Cobalt (Total)	mg/L	DG_A_I_PZ_GW01	14/05/2019	0.064
Cobalt (Total)	mg/L	DG_A_I_PZ_BW45B	14/05/2019	0.031
Cobalt (Total)	mg/L	DG_A_I_PZ_WRK302	22/05/2019	0.03
Cobalt (Total)	mg/L	DG_A_I_PZ_GW06	22/05/2019	0.001
Cobalt (Total)	mg/L	DG_A_I_PZ_GW06	18/06/2019	0.003
Cobalt (Total)	mg/L	DG_A_I_PZ_GW01	18/06/2019	0.078
Cobalt (Total)	mg/L	DG_A_I_PZ_BW45B	18/06/2019	0.036
Copper (Total)	mg/L	DG_A_I_PZ_IWB2	10/01/2019	0.001
Copper (Total)	mg/L	DG_A_I_PZ_IWB6	10/01/2019	0.001
Copper (Total)	mg/L	DG_A_I_PZ_BW53/Puls	10/01/2019	0.003
Copper (Total)	mg/L	DG_A_I_PZ_WRK303	14/01/2019	0.001
Copper (Total)	mg/L	DG_A_I_PZ_WRK304	14/01/2019	0.001
Copper (Total)	mg/L	DG_A_I_PZ_WRK302	14/01/2019	0.001
Copper (Total)	mg/L	DG_A_I_PZ_GW06	14/01/2019	0.001
Copper (Total)	mg/L	DG_A_I_PZ_GW08	14/01/2019	0.001
Copper (Total)	mg/L	DG_A_I_PZ_GW01	15/01/2019	0.002
Copper (Total)	mg/L	DG_A_I_PZ_GW05	15/01/2019	0.001
Copper (Total)	mg/L	DG_A_I_PZ_GW04	15/01/2019	0.001
Copper (Total)	mg/L	DG_A_I_PZ_GW03	15/01/2019	0.002
Copper (Total)	mg/L	DG_A_I_PZ_GW02	15/01/2019	0.001
Copper (Total)	mg/L	DG_A_I_PZ_BW05	17/01/2019	0.001
Copper (Total)	mg/L	DG_A_I_PZ_BW28A	17/01/2019	0.001
Copper (Total)	mg/L	DG_A_I_PZ_BW45B	17/01/2019	0.007
Copper (Total)	mg/L	DG_A_I_PZ_GW07	17/01/2019	0.001
Copper (Total)	mg/L	DG_A_I_PZ_WRK301	21/01/2019	0.004
Copper (Total)	mg/L	DG_A_I_PZ_WRK300	21/01/2019	0.001
Copper (Total)	mg/L	DG_A_I_PZ_GW08	18/02/2019	0.003
Copper (Total)	mg/L	DG_A_I_PZ_WRK302	18/02/2019	0.002
Copper (Total)	mg/L	DG_A_I_PZ_WRK301	18/02/2019	0.001
Copper (Total)	mg/L	DG_A_I_PZ_WRK300	18/02/2019	0.001
Copper (Total)	mg/L	DG_A_I_PZ_BW28A	18/02/2019	0.001
Copper (Total)	mg/L	DG_A_I_PZ_GW07	19/02/2019	0.001
Copper (Total)	mg/L	DG_A_I_PZ_GW05	19/02/2019	0.001

Variable	Unit	Sample Point	Date	Result
Copper (Total)	mg/L	DG_A_I_PZ_GW03	19/02/2019	0.005
Copper (Total)	mg/L	DG_A_I_PZ_BW53/Puls	19/02/2019	0.001
Copper (Total)	mg/L	DG_A_I_PZ_BW45B	6/03/2019	0.028
Copper (Total)	mg/L	DG_A_I_PZ_GW01	20/03/2019	0.008
Copper (Total)	mg/L	DG_A_I_PZ_GW01	20/03/2019	0.002
Copper (Total)	mg/L	DG_A_I_PZ_BW45B	20/03/2019	0.006
Copper (Total)	mg/L	DG_A_I_PZ_BW45B	20/03/2019	0.008
Copper (Total)	mg/L	DG_A_I_PZ_BW05	20/03/2019	0.001
Copper (Total)	mg/L	DG_A_I_PZ_GW07	21/03/2019	0.001
Copper (Total)	mg/L	DG_A_I_PZ_WRK300	21/03/2019	0.009
Copper (Total)	mg/L	DG_A_I_PZ_WRK302	21/03/2019	0.001
Copper (Total)	mg/L	DG_A_I_PZ_GW06	21/03/2019	0.004
Copper (Total)	mg/L	DG_A_I_PZ_BW45B	15/04/2019	0.027
Copper (Total)	mg/L	DG_A_I_PZ_GW01	15/04/2019	0.011
Copper (Total)	mg/L	DG_A_I_PZ_WRK302	17/04/2019	0.002
Copper (Total)	mg/L	DG_A_I_PZ_GW06	17/04/2019	0.001
Copper (Total)	mg/L	DG_A_I_PZ_WRK300	17/04/2019	0.002
Copper (Total)	mg/L	DG_A_I_PZ_GW01	14/05/2019	0.002
Copper (Total)	mg/L	DG_A_I_PZ_BW45B	14/05/2019	0.004
Copper (Total)	mg/L	DG_A_I_PZ_WRK302	22/05/2019	0.005
Copper (Total)	mg/L	DG_A_I_PZ_GW06	22/05/2019	0.001
Copper (Total)	mg/L	DG_A_I_PZ_GW06	18/06/2019	0.004
Copper (Total)	mg/L	DG_A_I_PZ_GW01	18/06/2019	0.005
Copper (Total)	mg/L	DG_A_I_PZ_BW45B	18/06/2019	0.011
Electrical Conductivity	µS/cm	DG_A_I_PZ_IWB2	10/01/2019	4300
Electrical Conductivity	µS/cm	DG_A_I_PZ_IWB6	10/01/2019	1700
Electrical Conductivity	µS/cm	DG_A_I_PZ_BW53/Puls	10/01/2019	2400
Electrical Conductivity	µS/cm	DG_A_I_PZ_WRK303	14/01/2019	8700
Electrical Conductivity	µS/cm	DG_A_I_PZ_WRK304	14/01/2019	7700
Electrical Conductivity	µS/cm	DG_A_I_PZ_WRK302	14/01/2019	20000
Electrical Conductivity	µS/cm	DG_A_I_PZ_GW06	14/01/2019	21000
Electrical Conductivity	µS/cm	DG_A_I_PZ_GW08	14/01/2019	20000
Electrical Conductivity	µS/cm	DG_A_I_PZ_GW01	15/01/2019	11000
Electrical Conductivity	µS/cm	DG_A_I_PZ_GW05	15/01/2019	12000
Electrical Conductivity	µS/cm	DG_A_I_PZ_GW04	15/01/2019	9500
Electrical Conductivity	µS/cm	DG_A_I_PZ_GW03	15/01/2019	11000
Electrical Conductivity	µS/cm	DG_A_I_PZ_GW02	15/01/2019	7000
Electrical Conductivity	µS/cm	DG_A_I_PZ_BW05	17/01/2019	24000
Electrical Conductivity	µS/cm	DG_A_I_PZ_BW28A	17/01/2019	21000
Electrical Conductivity	µS/cm	DG_A_I_PZ_BW45B	17/01/2019	15000
Electrical Conductivity	µS/cm	DG_A_I_PZ_GW07	17/01/2019	17000
Electrical Conductivity	µS/cm	DG_A_I_PZ_WRK301	21/01/2019	11000
Electrical Conductivity	µS/cm	DG_A_I_PZ_WRK300	21/01/2019	6100
Electrical Conductivity	µS/cm	DG_A_I_PZ_GW08	18/02/2019	20000
Electrical Conductivity	µS/cm	DG_A_I_PZ_WRK302	18/02/2019	20000
Electrical Conductivity	µS/cm	DG_A_I_PZ_WRK301	18/02/2019	11000
Electrical Conductivity	µS/cm	DG_A_I_PZ_WRK300	18/02/2019	5900
Electrical Conductivity	µS/cm	DG_A_I_PZ_BW28A	18/02/2019	21000
Electrical Conductivity	µS/cm	DG_A_I_PZ_GW07	19/02/2019	17000
Electrical Conductivity	µS/cm	DG_A_I_PZ_GW05	19/02/2019	12000
Electrical Conductivity	µS/cm	DG_A_I_PZ_GW03	19/02/2019	11000
Electrical Conductivity	µS/cm	DG_A_I_PZ_BW53/Puls	19/02/2019	3200
Electrical Conductivity	µS/cm	DG_A_I_PZ_BW45B	6/03/2019	15000
Electrical Conductivity	µS/cm	DG_A_I_PZ_GW01	20/03/2019	11000
Electrical Conductivity	µS/cm	DG_A_I_PZ_GW01	20/03/2019	11000
Electrical Conductivity	µS/cm	DG_A_I_PZ_BW45B	20/03/2019	16000
Electrical Conductivity	µS/cm	DG_A_I_PZ_BW45B	20/03/2019	16000
Electrical Conductivity	µS/cm	DG_A_I_PZ_BW05	20/03/2019	24000
Electrical Conductivity	µS/cm	DG_A_I_PZ_GW07	21/03/2019	18000

Variable	Unit	Sample Point	Date	Result
Electrical Conductivity	µS/cm	DG_A_I_PZ_WRK300	21/03/2019	6200
Electrical Conductivity	µS/cm	DG_A_I_PZ_WRK302	21/03/2019	20000
Electrical Conductivity	µS/cm	DG_A_I_PZ_GW06	21/03/2019	20000
Electrical Conductivity	µS/cm	DG_A_I_PZ_BW45B	15/04/2019	16000
Electrical Conductivity	µS/cm	DG_A_I_PZ_GW01	15/04/2019	11000
Electrical Conductivity	µS/cm	DG_A_I_PZ_WRK302	17/04/2019	20000
Electrical Conductivity	µS/cm	DG_A_I_PZ_GW06	17/04/2019	21000
Electrical Conductivity	µS/cm	DG_A_I_PZ_WRK300	17/04/2019	6300
Electrical Conductivity	µS/cm	DG_A_I_PZ_GW01	14/05/2019	11000
Electrical Conductivity	µS/cm	DG_A_I_PZ_BW45B	14/05/2019	16000
Electrical Conductivity	µS/cm	DG_A_I_PZ_WRK302	22/05/2019	20000
Electrical Conductivity	µS/cm	DG_A_I_PZ_GW06	22/05/2019	20000
Electrical Conductivity	µS/cm	DG_A_I_PZ_GW06	18/06/2019	20000
Electrical Conductivity	µS/cm	DG_A_I_PZ_GW01	18/06/2019	11000
Electrical Conductivity	µS/cm	DG_A_I_PZ_BW45B	18/06/2019	16000
Fluoride	mg/L	DG_A_I_PZ_IWB2	10/01/2019	0.15
Fluoride	mg/L	DG_A_I_PZ_IWB6	10/01/2019	0.1
Fluoride	mg/L	DG_A_I_PZ_BW53/Puls	10/01/2019	0.12
Fluoride	mg/L	DG_A_I_PZ_WRK303	14/01/2019	0.24
Fluoride	mg/L	DG_A_I_PZ_WRK304	14/01/2019	0.35
Fluoride	mg/L	DG_A_I_PZ_WRK302	14/01/2019	0.6
Fluoride	mg/L	DG_A_I_PZ_GW06	14/01/2019	0.26
Fluoride	mg/L	DG_A_I_PZ_GW08	14/01/2019	0.18
Fluoride	mg/L	DG_A_I_PZ_GW01	15/01/2019	1.3
Fluoride	mg/L	DG_A_I_PZ_GW05	15/01/2019	0.25
Fluoride	mg/L	DG_A_I_PZ_GW04	15/01/2019	0.15
Fluoride	mg/L	DG_A_I_PZ_GW03	15/01/2019	0.25
Fluoride	mg/L	DG_A_I_PZ_GW02	15/01/2019	0.1
Fluoride	mg/L	DG_A_I_PZ_BW05	17/01/2019	0.54
Fluoride	mg/L	DG_A_I_PZ_BW28A	17/01/2019	0.49
Fluoride	mg/L	DG_A_I_PZ_BW45B	17/01/2019	1.2
Fluoride	mg/L	DG_A_I_PZ_GW07	17/01/2019	0.14
Fluoride	mg/L	DG_A_I_PZ_WRK301	21/01/2019	0.56
Fluoride	mg/L	DG_A_I_PZ_WRK300	21/01/2019	0.32
Fluoride	mg/L	DG_A_I_PZ_GW08	18/02/2019	0.19
Fluoride	mg/L	DG_A_I_PZ_WRK302	18/02/2019	0.52
Fluoride	mg/L	DG_A_I_PZ_WRK301	18/02/2019	0.52
Fluoride	mg/L	DG_A_I_PZ_WRK300	18/02/2019	0.3
Fluoride	mg/L	DG_A_I_PZ_BW28A	18/02/2019	0.4
Fluoride	mg/L	DG_A_I_PZ_GW07	19/02/2019	0.39
Fluoride	mg/L	DG_A_I_PZ_GW05	19/02/2019	0.23
Fluoride	mg/L	DG_A_I_PZ_GW03	19/02/2019	0.27
Fluoride	mg/L	DG_A_I_PZ_BW53/Puls	19/02/2019	0.11
Fluoride	mg/L	DG_A_I_PZ_BW45B	6/03/2019	1.3
Fluoride	mg/L	DG_A_I_PZ_GW01	20/03/2019	1.1
Fluoride	mg/L	DG_A_I_PZ_GW01	20/03/2019	1.4
Fluoride	mg/L	DG_A_I_PZ_BW45B	20/03/2019	2
Fluoride	mg/L	DG_A_I_PZ_BW45B	20/03/2019	1.9
Fluoride	mg/L	DG_A_I_PZ_BW05	20/03/2019	0.52
Fluoride	mg/L	DG_A_I_PZ_GW07	21/03/2019	0.38
Fluoride	mg/L	DG_A_I_PZ_WRK300	21/03/2019	0.39
Fluoride	mg/L	DG_A_I_PZ_WRK302	21/03/2019	0.61
Fluoride	mg/L	DG_A_I_PZ_GW06	21/03/2019	0.28
Fluoride	mg/L	DG_A_I_PZ_BW45B	15/04/2019	1.1
Fluoride	mg/L	DG_A_I_PZ_GW01	15/04/2019	0.8
Fluoride	mg/L	DG_A_I_PZ_WRK302	17/04/2019	0.58
Fluoride	mg/L	DG_A_I_PZ_GW06	17/04/2019	0.24
Fluoride	mg/L	DG_A_I_PZ_WRK300	17/04/2019	0.35
Fluoride	mg/L	DG_A_I_PZ_GW01	14/05/2019	1.8

Variable	Unit	Sample Point	Date	Result
Fluoride	mg/L	DG_A_I_PZ_BW45B	14/05/2019	2.5
Fluoride	mg/L	DG_A_I_PZ_WRK302	22/05/2019	0.64
Fluoride	mg/L	DG_A_I_PZ_GW06	22/05/2019	0.28
Fluoride	mg/L	DG_A_I_PZ_GW06	18/06/2019	0.25
Fluoride	mg/L	DG_A_I_PZ_GW01	18/06/2019	1.3
Fluoride	mg/L	DG_A_I_PZ_BW45B	18/06/2019	2.1
Iron (Total)	mg/L	DG_A_I_PZ_IWB2	10/01/2019	0.04
Iron (Total)	mg/L	DG_A_I_PZ_IWB6	10/01/2019	0.12
Iron (Total)	mg/L	DG_A_I_PZ_BW53/Puls	10/01/2019	1.2
Iron (Total)	mg/L	DG_A_I_PZ_WRK303	14/01/2019	0.01
Iron (Total)	mg/L	DG_A_I_PZ_WRK304	14/01/2019	0.01
Iron (Total)	mg/L	DG_A_I_PZ_WRK302	14/01/2019	0.01
Iron (Total)	mg/L	DG_A_I_PZ_GW06	14/01/2019	0.75
Iron (Total)	mg/L	DG_A_I_PZ_GW08	14/01/2019	1.1
Iron (Total)	mg/L	DG_A_I_PZ_GW01	15/01/2019	0.07
Iron (Total)	mg/L	DG_A_I_PZ_GW05	15/01/2019	6.1
Iron (Total)	mg/L	DG_A_I_PZ_GW04	15/01/2019	0.47
Iron (Total)	mg/L	DG_A_I_PZ_GW03	15/01/2019	12
Iron (Total)	mg/L	DG_A_I_PZ_GW02	15/01/2019	0.89
Iron (Total)	mg/L	DG_A_I_PZ_BW05	17/01/2019	0.85
Iron (Total)	mg/L	DG_A_I_PZ_BW28A	17/01/2019	3
Iron (Total)	mg/L	DG_A_I_PZ_BW45B	17/01/2019	0.42
Iron (Total)	mg/L	DG_A_I_PZ_GW07	17/01/2019	0.12
Iron (Total)	mg/L	DG_A_I_PZ_WRK301	21/01/2019	0.72
Iron (Total)	mg/L	DG_A_I_PZ_WRK300	21/01/2019	0.28
Iron (Total)	mg/L	DG_A_I_PZ_GW08	18/02/2019	1.2
Iron (Total)	mg/L	DG_A_I_PZ_WRK302	18/02/2019	0.01
Iron (Total)	mg/L	DG_A_I_PZ_WRK301	18/02/2019	0.13
Iron (Total)	mg/L	DG_A_I_PZ_WRK300	18/02/2019	0.38
Iron (Total)	mg/L	DG_A_I_PZ_BW28A	18/02/2019	6.4
Iron (Total)	mg/L	DG_A_I_PZ_GW07	19/02/2019	0.06
Iron (Total)	mg/L	DG_A_I_PZ_GW05	19/02/2019	3.6
Iron (Total)	mg/L	DG_A_I_PZ_GW03	19/02/2019	2.7
Iron (Total)	mg/L	DG_A_I_PZ_BW53/Puls	19/02/2019	1.1
Iron (Total)	mg/L	DG_A_I_PZ_BW45B	6/03/2019	1.1
Iron (Total)	mg/L	DG_A_I_PZ_GW01	20/03/2019	0.02
Iron (Total)	mg/L	DG_A_I_PZ_GW01	20/03/2019	0.02
Iron (Total)	mg/L	DG_A_I_PZ_BW45B	20/03/2019	0.2
Iron (Total)	mg/L	DG_A_I_PZ_BW45B	20/03/2019	0.2
Iron (Total)	mg/L	DG_A_I_PZ_BW05	20/03/2019	0.85
Iron (Total)	mg/L	DG_A_I_PZ_GW07	21/03/2019	0.16
Iron (Total)	mg/L	DG_A_I_PZ_WRK300	21/03/2019	4.9
Iron (Total)	mg/L	DG_A_I_PZ_WRK302	21/03/2019	0.02
Iron (Total)	mg/L	DG_A_I_PZ_GW06	21/03/2019	1
Iron (Total)	mg/L	DG_A_I_PZ_BW45B	15/04/2019	0.51
Iron (Total)	mg/L	DG_A_I_PZ_GW01	15/04/2019	0.06
Iron (Total)	mg/L	DG_A_I_PZ_WRK302	17/04/2019	0.01
Iron (Total)	mg/L	DG_A_I_PZ_GW06	17/04/2019	0.02
Iron (Total)	mg/L	DG_A_I_PZ_WRK300	17/04/2019	0.05
Iron (Total)	mg/L	DG_A_I_PZ_GW01	14/05/2019	0.22
Iron (Total)	mg/L	DG_A_I_PZ_BW45B	14/05/2019	0.28
Iron (Total)	mg/L	DG_A_I_PZ_WRK302	22/05/2019	0.02
Iron (Total)	mg/L	DG_A_I_PZ_GW06	22/05/2019	0.06
Iron (Total)	mg/L	DG_A_I_PZ_GW06	18/06/2019	0.05
Iron (Total)	mg/L	DG_A_I_PZ_GW01	18/06/2019	0.06
Iron (Total)	mg/L	DG_A_I_PZ_BW45B	18/06/2019	0.16
Lead (Total)	mg/L	DG_A_I_PZ_IWB2	10/01/2019	0.001
Lead (Total)	mg/L	DG_A_I_PZ_IWB6	10/01/2019	0.001
Lead (Total)	mg/L	DG_A_I_PZ_BW53/Puls	10/01/2019	0.002

Variable	Unit	Sample Point	Date	Result
Lead (Total)	mg/L	DG_A_I_PZ_WRK303	14/01/2019	0.001
Lead (Total)	mg/L	DG_A_I_PZ_WRK304	14/01/2019	0.001
Lead (Total)	mg/L	DG_A_I_PZ_WRK302	14/01/2019	0.007
Lead (Total)	mg/L	DG_A_I_PZ_GW06	14/01/2019	0.001
Lead (Total)	mg/L	DG_A_I_PZ_GW08	14/01/2019	0.001
Lead (Total)	mg/L	DG_A_I_PZ_GW01	15/01/2019	0.001
Lead (Total)	mg/L	DG_A_I_PZ_GW05	15/01/2019	0.001
Lead (Total)	mg/L	DG_A_I_PZ_GW04	15/01/2019	0.001
Lead (Total)	mg/L	DG_A_I_PZ_GW03	15/01/2019	0.001
Lead (Total)	mg/L	DG_A_I_PZ_GW02	15/01/2019	0.001
Lead (Total)	mg/L	DG_A_I_PZ_BW05	17/01/2019	0.001
Lead (Total)	mg/L	DG_A_I_PZ_BW28A	17/01/2019	0.001
Lead (Total)	mg/L	DG_A_I_PZ_BW45B	17/01/2019	0.002
Lead (Total)	mg/L	DG_A_I_PZ_GW07	17/01/2019	0.001
Lead (Total)	mg/L	DG_A_I_PZ_WRK301	21/01/2019	0.001
Lead (Total)	mg/L	DG_A_I_PZ_WRK300	21/01/2019	0.001
Lead (Total)	mg/L	DG_A_I_PZ_GW08	18/02/2019	0.001
Lead (Total)	mg/L	DG_A_I_PZ_WRK302	18/02/2019	0.006
Lead (Total)	mg/L	DG_A_I_PZ_WRK301	18/02/2019	0.001
Lead (Total)	mg/L	DG_A_I_PZ_WRK300	18/02/2019	0.001
Lead (Total)	mg/L	DG_A_I_PZ_BW28A	18/02/2019	0.001
Lead (Total)	mg/L	DG_A_I_PZ_GW07	19/02/2019	0.001
Lead (Total)	mg/L	DG_A_I_PZ_GW05	19/02/2019	0.001
Lead (Total)	mg/L	DG_A_I_PZ_GW03	19/02/2019	0.001
Lead (Total)	mg/L	DG_A_I_PZ_BW53/Puls	19/02/2019	0.001
Lead (Total)	mg/L	DG_A_I_PZ_BW45B	6/03/2019	0.004
Lead (Total)	mg/L	DG_A_I_PZ_GW01	20/03/2019	0.001
Lead (Total)	mg/L	DG_A_I_PZ_GW01	20/03/2019	0.001
Lead (Total)	mg/L	DG_A_I_PZ_BW45B	20/03/2019	0.017
Lead (Total)	mg/L	DG_A_I_PZ_BW45B	20/03/2019	0.017
Lead (Total)	mg/L	DG_A_I_PZ_BW05	20/03/2019	0.001
Lead (Total)	mg/L	DG_A_I_PZ_GW07	21/03/2019	0.001
Lead (Total)	mg/L	DG_A_I_PZ_WRK300	21/03/2019	0.006
Lead (Total)	mg/L	DG_A_I_PZ_WRK302	21/03/2019	0.005
Lead (Total)	mg/L	DG_A_I_PZ_GW06	21/03/2019	0.001
Lead (Total)	mg/L	DG_A_I_PZ_BW45B	15/04/2019	0.01
Lead (Total)	mg/L	DG_A_I_PZ_GW01	15/04/2019	0.001
Lead (Total)	mg/L	DG_A_I_PZ_WRK302	17/04/2019	0.005
Lead (Total)	mg/L	DG_A_I_PZ_GW06	17/04/2019	0.001
Lead (Total)	mg/L	DG_A_I_PZ_WRK300	17/04/2019	0.001
Lead (Total)	mg/L	DG_A_I_PZ_GW01	14/05/2019	0.001
Lead (Total)	mg/L	DG_A_I_PZ_BW45B	14/05/2019	0.016
Lead (Total)	mg/L	DG_A_I_PZ_WRK302	22/05/2019	0.007
Lead (Total)	mg/L	DG_A_I_PZ_GW06	22/05/2019	0.001
Lead (Total)	mg/L	DG_A_I_PZ_GW06	18/06/2019	0.001
Lead (Total)	mg/L	DG_A_I_PZ_GW01	18/06/2019	0.002
Lead (Total)	mg/L	DG_A_I_PZ_BW45B	18/06/2019	0.018
Magnesium	mg/L	DG_A_I_PZ_IWB2	10/01/2019	93
Magnesium	mg/L	DG_A_I_PZ_IWB6	10/01/2019	15
Magnesium	mg/L	DG_A_I_PZ_BW53/Puls	10/01/2019	47
Magnesium	mg/L	DG_A_I_PZ_WRK303	14/01/2019	140
Magnesium	mg/L	DG_A_I_PZ_WRK304	14/01/2019	100
Magnesium	mg/L	DG_A_I_PZ_WRK302	14/01/2019	400
Magnesium	mg/L	DG_A_I_PZ_GW06	14/01/2019	490
Magnesium	mg/L	DG_A_I_PZ_GW08	14/01/2019	460
Magnesium	mg/L	DG_A_I_PZ_GW01	15/01/2019	220
Magnesium	mg/L	DG_A_I_PZ_GW05	15/01/2019	200
Magnesium	mg/L	DG_A_I_PZ_GW04	15/01/2019	150
Magnesium	mg/L	DG_A_I_PZ_GW03	15/01/2019	220

Variable	Unit	Sample Point	Date	Result
Magnesium	mg/L	DG_A_I_PZ_GW02	15/01/2019	130
Magnesium	mg/L	DG_A_I_PZ_BW05	17/01/2019	470
Magnesium	mg/L	DG_A_I_PZ_BW28A	17/01/2019	540
Magnesium	mg/L	DG_A_I_PZ_BW45B	17/01/2019	300
Magnesium	mg/L	DG_A_I_PZ_GW07	17/01/2019	290
Magnesium	mg/L	DG_A_I_PZ_WRK301	21/01/2019	250
Magnesium	mg/L	DG_A_I_PZ_WRK300	21/01/2019	120
Magnesium	mg/L	DG_A_I_PZ_GW08	18/02/2019	470
Magnesium	mg/L	DG_A_I_PZ_WRK302	18/02/2019	420
Magnesium	mg/L	DG_A_I_PZ_WRK301	18/02/2019	260
Magnesium	mg/L	DG_A_I_PZ_WRK300	18/02/2019	120
Magnesium	mg/L	DG_A_I_PZ_BW28A	18/02/2019	540
Magnesium	mg/L	DG_A_I_PZ_GW07	19/02/2019	300
Magnesium	mg/L	DG_A_I_PZ_GW05	19/02/2019	180
Magnesium	mg/L	DG_A_I_PZ_GW03	19/02/2019	210
Magnesium	mg/L	DG_A_I_PZ_BW53/Puls	19/02/2019	67
Magnesium	mg/L	DG_A_I_PZ_BW45B	6/03/2019	290
Magnesium	mg/L	DG_A_I_PZ_GW01	20/03/2019	220
Magnesium	mg/L	DG_A_I_PZ_GW01	20/03/2019	230
Magnesium	mg/L	DG_A_I_PZ_BW45B	20/03/2019	310
Magnesium	mg/L	DG_A_I_PZ_BW45B	20/03/2019	300
Magnesium	mg/L	DG_A_I_PZ_BW05	20/03/2019	470
Magnesium	mg/L	DG_A_I_PZ_GW07	21/03/2019	320
Magnesium	mg/L	DG_A_I_PZ_WRK300	21/03/2019	130
Magnesium	mg/L	DG_A_I_PZ_WRK302	21/03/2019	410
Magnesium	mg/L	DG_A_I_PZ_GW06	21/03/2019	490
Magnesium	mg/L	DG_A_I_PZ_BW45B	15/04/2019	310
Magnesium	mg/L	DG_A_I_PZ_GW01	15/04/2019	230
Magnesium	mg/L	DG_A_I_PZ_WRK302	17/04/2019	410
Magnesium	mg/L	DG_A_I_PZ_GW06	17/04/2019	480
Magnesium	mg/L	DG_A_I_PZ_WRK300	17/04/2019	120
Magnesium	mg/L	DG_A_I_PZ_GW01	14/05/2019	230
Magnesium	mg/L	DG_A_I_PZ_BW45B	14/05/2019	310
Magnesium	mg/L	DG_A_I_PZ_WRK302	22/05/2019	410
Magnesium	mg/L	DG_A_I_PZ_GW06	22/05/2019	490
Magnesium	mg/L	DG_A_I_PZ_GW06	18/06/2019	510
Magnesium	mg/L	DG_A_I_PZ_GW01	18/06/2019	230
Magnesium	mg/L	DG_A_I_PZ_BW45B	18/06/2019	310
Manganese (Total)	mg/L	DG_A_I_PZ_IWB2	10/01/2019	0.01
Manganese (Total)	mg/L	DG_A_I_PZ_IWB6	10/01/2019	0.009
Manganese (Total)	mg/L	DG_A_I_PZ_BW53/Puls	10/01/2019	0.054
Manganese (Total)	mg/L	DG_A_I_PZ_WRK303	14/01/2019	0.012
Manganese (Total)	mg/L	DG_A_I_PZ_WRK304	14/01/2019	0.004
Manganese (Total)	mg/L	DG_A_I_PZ_WRK302	14/01/2019	0.018
Manganese (Total)	mg/L	DG_A_I_PZ_GW06	14/01/2019	0.025
Manganese (Total)	mg/L	DG_A_I_PZ_GW08	14/01/2019	0.47
Manganese (Total)	mg/L	DG_A_I_PZ_GW01	15/01/2019	0.013
Manganese (Total)	mg/L	DG_A_I_PZ_GW05	15/01/2019	1.4
Manganese (Total)	mg/L	DG_A_I_PZ_GW04	15/01/2019	0.15
Manganese (Total)	mg/L	DG_A_I_PZ_GW03	15/01/2019	7.1
Manganese (Total)	mg/L	DG_A_I_PZ_GW02	15/01/2019	1.4
Manganese (Total)	mg/L	DG_A_I_PZ_BW05	17/01/2019	0.17
Manganese (Total)	mg/L	DG_A_I_PZ_BW28A	17/01/2019	1.5
Manganese (Total)	mg/L	DG_A_I_PZ_BW45B	17/01/2019	0.072
Manganese (Total)	mg/L	DG_A_I_PZ_GW07	17/01/2019	0.028
Manganese (Total)	mg/L	DG_A_I_PZ_WRK301	21/01/2019	0.1
Manganese (Total)	mg/L	DG_A_I_PZ_WRK300	21/01/2019	0.14
Manganese (Total)	mg/L	DG_A_I_PZ_GW08	18/02/2019	0.37
Manganese (Total)	mg/L	DG_A_I_PZ_WRK302	18/02/2019	0.016

Variable	Unit	Sample Point	Date	Result
Manganese (Total)	mg/L	DG_A_I_PZ_WRK301	18/02/2019	0.1
Manganese (Total)	mg/L	DG_A_I_PZ_WRK300	18/02/2019	0.069
Manganese (Total)	mg/L	DG_A_I_PZ_BW28A	18/02/2019	1.5
Manganese (Total)	mg/L	DG_A_I_PZ_GW07	19/02/2019	0.02
Manganese (Total)	mg/L	DG_A_I_PZ_GW05	19/02/2019	0.7
Manganese (Total)	mg/L	DG_A_I_PZ_GW03	19/02/2019	2.5
Manganese (Total)	mg/L	DG_A_I_PZ_BW53/Puls	19/02/2019	0.066
Manganese (Total)	mg/L	DG_A_I_PZ_BW45B	6/03/2019	0.11
Manganese (Total)	mg/L	DG_A_I_PZ_GW01	20/03/2019	0.013
Manganese (Total)	mg/L	DG_A_I_PZ_GW01	20/03/2019	0.012
Manganese (Total)	mg/L	DG_A_I_PZ_BW45B	20/03/2019	0.057
Manganese (Total)	mg/L	DG_A_I_PZ_BW45B	20/03/2019	0.056
Manganese (Total)	mg/L	DG_A_I_PZ_BW05	20/03/2019	0.12
Manganese (Total)	mg/L	DG_A_I_PZ_GW07	21/03/2019	0.022
Manganese (Total)	mg/L	DG_A_I_PZ_WRK300	21/03/2019	0.22
Manganese (Total)	mg/L	DG_A_I_PZ_WRK302	21/03/2019	0.017
Manganese (Total)	mg/L	DG_A_I_PZ_GW06	21/03/2019	0.059
Manganese (Total)	mg/L	DG_A_I_PZ_BW45B	15/04/2019	0.076
Manganese (Total)	mg/L	DG_A_I_PZ_GW01	15/04/2019	0.01
Manganese (Total)	mg/L	DG_A_I_PZ_WRK302	17/04/2019	0.015
Manganese (Total)	mg/L	DG_A_I_PZ_GW06	17/04/2019	0.017
Manganese (Total)	mg/L	DG_A_I_PZ_WRK300	17/04/2019	0.084
Manganese (Total)	mg/L	DG_A_I_PZ_GW01	14/05/2019	0.012
Manganese (Total)	mg/L	DG_A_I_PZ_BW45B	14/05/2019	0.056
Manganese (Total)	mg/L	DG_A_I_PZ_WRK302	22/05/2019	0.017
Manganese (Total)	mg/L	DG_A_I_PZ_GW06	22/05/2019	0.021
Manganese (Total)	mg/L	DG_A_I_PZ_GW06	18/06/2019	0.038
Manganese (Total)	mg/L	DG_A_I_PZ_GW01	18/06/2019	0.014
Manganese (Total)	mg/L	DG_A_I_PZ_BW45B	18/06/2019	0.064
Mercury (Total)	mg/L	DG_A_I_PZ_IWB2	10/01/2019	0.0001
Mercury (Total)	mg/L	DG_A_I_PZ_IWB6	10/01/2019	0.0001
Mercury (Total)	mg/L	DG_A_I_PZ_BW53/Puls	10/01/2019	0.0001
Mercury (Total)	mg/L	DG_A_I_PZ_WRK303	14/01/2019	0.0001
Mercury (Total)	mg/L	DG_A_I_PZ_WRK304	14/01/2019	0.0001
Mercury (Total)	mg/L	DG_A_I_PZ_WRK302	14/01/2019	0.0001
Mercury (Total)	mg/L	DG_A_I_PZ_GW06	14/01/2019	0.0001
Mercury (Total)	mg/L	DG_A_I_PZ_GW08	14/01/2019	0.0001
Mercury (Total)	mg/L	DG_A_I_PZ_GW01	15/01/2019	0.0001
Mercury (Total)	mg/L	DG_A_I_PZ_GW05	15/01/2019	0.0001
Mercury (Total)	mg/L	DG_A_I_PZ_GW04	15/01/2019	0.0001
Mercury (Total)	mg/L	DG_A_I_PZ_GW03	15/01/2019	0.0001
Mercury (Total)	mg/L	DG_A_I_PZ_GW02	15/01/2019	0.0001
Mercury (Total)	mg/L	DG_A_I_PZ_BW05	17/01/2019	0.0001
Mercury (Total)	mg/L	DG_A_I_PZ_BW28A	17/01/2019	0.0001
Mercury (Total)	mg/L	DG_A_I_PZ_BW45B	17/01/2019	0.0001
Mercury (Total)	mg/L	DG_A_I_PZ_GW07	17/01/2019	0.0001
Mercury (Total)	mg/L	DG_A_I_PZ_WRK301	21/01/2019	0.0001
Mercury (Total)	mg/L	DG_A_I_PZ_WRK300	21/01/2019	0.0001
Mercury (Total)	mg/L	DG_A_I_PZ_GW08	18/02/2019	0.0001
Mercury (Total)	mg/L	DG_A_I_PZ_WRK302	18/02/2019	0.0001
Mercury (Total)	mg/L	DG_A_I_PZ_WRK301	18/02/2019	0.0001
Mercury (Total)	mg/L	DG_A_I_PZ_WRK300	18/02/2019	0.0001
Mercury (Total)	mg/L	DG_A_I_PZ_BW28A	18/02/2019	0.0001
Mercury (Total)	mg/L	DG_A_I_PZ_GW07	19/02/2019	0.0001
Mercury (Total)	mg/L	DG_A_I_PZ_GW05	19/02/2019	0.0001
Mercury (Total)	mg/L	DG_A_I_PZ_GW03	19/02/2019	0.0001
Mercury (Total)	mg/L	DG_A_I_PZ_BW53/Puls	19/02/2019	0.0001
Mercury (Total)	mg/L	DG_A_I_PZ_BW45B	6/03/2019	0.0001
Mercury (Total)	mg/L	DG_A_I_PZ_GW01	20/03/2019	0.0001

Variable	Unit	Sample Point	Date	Result
Mercury (Total)	mg/L	DG_A_I_PZ_GW01	20/03/2019	0.0001
Mercury (Total)	mg/L	DG_A_I_PZ_BW45B	20/03/2019	0.0001
Mercury (Total)	mg/L	DG_A_I_PZ_BW45B	20/03/2019	0.0001
Mercury (Total)	mg/L	DG_A_I_PZ_BW05	20/03/2019	0.0002
Mercury (Total)	mg/L	DG_A_I_PZ_GW07	21/03/2019	0.0001
Mercury (Total)	mg/L	DG_A_I_PZ_WRK300	21/03/2019	0.0001
Mercury (Total)	mg/L	DG_A_I_PZ_WRK302	21/03/2019	0.0001
Mercury (Total)	mg/L	DG_A_I_PZ_GW06	21/03/2019	0.0001
Mercury (Total)	mg/L	DG_A_I_PZ_BW45B	15/04/2019	0.0001
Mercury (Total)	mg/L	DG_A_I_PZ_GW01	15/04/2019	0.0001
Mercury (Total)	mg/L	DG_A_I_PZ_WRK302	17/04/2019	0.0001
Mercury (Total)	mg/L	DG_A_I_PZ_GW06	17/04/2019	0.0001
Mercury (Total)	mg/L	DG_A_I_PZ_WRK300	17/04/2019	0.0001
Mercury (Total)	mg/L	DG_A_I_PZ_GW01	14/05/2019	0.0001
Mercury (Total)	mg/L	DG_A_I_PZ_BW45B	14/05/2019	0.0001
Mercury (Total)	mg/L	DG_A_I_PZ_WRK302	22/05/2019	0.0001
Mercury (Total)	mg/L	DG_A_I_PZ_GW06	22/05/2019	0.0001
Mercury (Total)	mg/L	DG_A_I_PZ_GW06	18/06/2019	0.0001
Mercury (Total)	mg/L	DG_A_I_PZ_GW01	18/06/2019	0.0001
Mercury (Total)	mg/L	DG_A_I_PZ_BW45B	18/06/2019	0.0001
Molybdenum (Total)	mg/L	DG_A_I_PZ_IWB2	10/01/2019	0.001
Molybdenum (Total)	mg/L	DG_A_I_PZ_IWB6	10/01/2019	0.001
Molybdenum (Total)	mg/L	DG_A_I_PZ_BW53/Puls	10/01/2019	0.001
Molybdenum (Total)	mg/L	DG_A_I_PZ_WRK303	14/01/2019	0.001
Molybdenum (Total)	mg/L	DG_A_I_PZ_WRK304	14/01/2019	0.001
Molybdenum (Total)	mg/L	DG_A_I_PZ_WRK302	14/01/2019	0.001
Molybdenum (Total)	mg/L	DG_A_I_PZ_GW06	14/01/2019	0.001
Molybdenum (Total)	mg/L	DG_A_I_PZ_GW08	14/01/2019	0.001
Molybdenum (Total)	mg/L	DG_A_I_PZ_GW01	15/01/2019	0.001
Molybdenum (Total)	mg/L	DG_A_I_PZ_GW05	15/01/2019	0.001
Molybdenum (Total)	mg/L	DG_A_I_PZ_GW04	15/01/2019	0.001
Molybdenum (Total)	mg/L	DG_A_I_PZ_GW03	15/01/2019	0.001
Molybdenum (Total)	mg/L	DG_A_I_PZ_GW02	15/01/2019	0.001
Molybdenum (Total)	mg/L	DG_A_I_PZ_BW05	17/01/2019	0.001
Molybdenum (Total)	mg/L	DG_A_I_PZ_BW28A	17/01/2019	0.002
Molybdenum (Total)	mg/L	DG_A_I_PZ_BW45B	17/01/2019	0.001
Molybdenum (Total)	mg/L	DG_A_I_PZ_GW07	17/01/2019	0.001
Molybdenum (Total)	mg/L	DG_A_I_PZ_WRK301	21/01/2019	0.007
Molybdenum (Total)	mg/L	DG_A_I_PZ_WRK300	21/01/2019	0.003
Molybdenum (Total)	mg/L	DG_A_I_PZ_GW08	18/02/2019	0.001
Molybdenum (Total)	mg/L	DG_A_I_PZ_WRK302	18/02/2019	0.001
Molybdenum (Total)	mg/L	DG_A_I_PZ_WRK301	18/02/2019	0.005
Molybdenum (Total)	mg/L	DG_A_I_PZ_WRK300	18/02/2019	0.007
Molybdenum (Total)	mg/L	DG_A_I_PZ_BW28A	18/02/2019	0.002
Molybdenum (Total)	mg/L	DG_A_I_PZ_GW07	19/02/2019	0.001
Molybdenum (Total)	mg/L	DG_A_I_PZ_GW05	19/02/2019	0.001
Molybdenum (Total)	mg/L	DG_A_I_PZ_GW03	19/02/2019	0.001
Molybdenum (Total)	mg/L	DG_A_I_PZ_BW53/Puls	19/02/2019	0.001
Molybdenum (Total)	mg/L	DG_A_I_PZ_BW45B	6/03/2019	0.001
Molybdenum (Total)	mg/L	DG_A_I_PZ_GW01	20/03/2019	0.001
Molybdenum (Total)	mg/L	DG_A_I_PZ_GW01	20/03/2019	0.001
Molybdenum (Total)	mg/L	DG_A_I_PZ_BW45B	20/03/2019	0.001
Molybdenum (Total)	mg/L	DG_A_I_PZ_BW45B	20/03/2019	0.001
Molybdenum (Total)	mg/L	DG_A_I_PZ_BW05	20/03/2019	0.002
Molybdenum (Total)	mg/L	DG_A_I_PZ_GW07	21/03/2019	0.001
Molybdenum (Total)	mg/L	DG_A_I_PZ_WRK300	21/03/2019	0.018
Molybdenum (Total)	mg/L	DG_A_I_PZ_WRK302	21/03/2019	0.001
Molybdenum (Total)	mg/L	DG_A_I_PZ_GW06	21/03/2019	0.003
Molybdenum (Total)	mg/L	DG_A_I_PZ_BW45B	15/04/2019	0.001

Variable	Unit	Sample Point	Date	Result
Molybdenum (Total)	mg/L	DG_A_I_PZ_GW01	15/04/2019	0.001
Molybdenum (Total)	mg/L	DG_A_I_PZ_WRK302	17/04/2019	0.001
Molybdenum (Total)	mg/L	DG_A_I_PZ_GW06	17/04/2019	0.001
Molybdenum (Total)	mg/L	DG_A_I_PZ_WRK300	17/04/2019	0.002
Molybdenum (Total)	mg/L	DG_A_I_PZ_GW01	14/05/2019	0.001
Molybdenum (Total)	mg/L	DG_A_I_PZ_BW45B	14/05/2019	0.001
Molybdenum (Total)	mg/L	DG_A_I_PZ_WRK302	22/05/2019	0.001
Molybdenum (Total)	mg/L	DG_A_I_PZ_GW06	22/05/2019	0.001
Molybdenum (Total)	mg/L	DG_A_I_PZ_GW06	18/06/2019	0.001
Molybdenum (Total)	mg/L	DG_A_I_PZ_GW01	18/06/2019	0.001
Molybdenum (Total)	mg/L	DG_A_I_PZ_BW45B	18/06/2019	0.001
Nickel (Total)	mg/L	DG_A_I_PZ_IWB2	10/01/2019	0.002
Nickel (Total)	mg/L	DG_A_I_PZ_IWB6	10/01/2019	0.001
Nickel (Total)	mg/L	DG_A_I_PZ_BW53/Puls	10/01/2019	0.001
Nickel (Total)	mg/L	DG_A_I_PZ_WRK303	14/01/2019	0.002
Nickel (Total)	mg/L	DG_A_I_PZ_WRK304	14/01/2019	0.001
Nickel (Total)	mg/L	DG_A_I_PZ_WRK302	14/01/2019	0.019
Nickel (Total)	mg/L	DG_A_I_PZ_GW06	14/01/2019	0.014
Nickel (Total)	mg/L	DG_A_I_PZ_GW08	14/01/2019	0.013
Nickel (Total)	mg/L	DG_A_I_PZ_GW01	15/01/2019	0.035
Nickel (Total)	mg/L	DG_A_I_PZ_GW05	15/01/2019	0.012
Nickel (Total)	mg/L	DG_A_I_PZ_GW04	15/01/2019	0.011
Nickel (Total)	mg/L	DG_A_I_PZ_GW03	15/01/2019	0.014
Nickel (Total)	mg/L	DG_A_I_PZ_GW02	15/01/2019	0.011
Nickel (Total)	mg/L	DG_A_I_PZ_BW05	17/01/2019	0.001
Nickel (Total)	mg/L	DG_A_I_PZ_BW28A	17/01/2019	0.013
Nickel (Total)	mg/L	DG_A_I_PZ_BW45B	17/01/2019	0.044
Nickel (Total)	mg/L	DG_A_I_PZ_GW07	17/01/2019	0.02
Nickel (Total)	mg/L	DG_A_I_PZ_WRK301	21/01/2019	0.014
Nickel (Total)	mg/L	DG_A_I_PZ_WRK300	21/01/2019	0.013
Nickel (Total)	mg/L	DG_A_I_PZ_GW08	18/02/2019	0.015
Nickel (Total)	mg/L	DG_A_I_PZ_WRK302	18/02/2019	0.019
Nickel (Total)	mg/L	DG_A_I_PZ_WRK301	18/02/2019	0.012
Nickel (Total)	mg/L	DG_A_I_PZ_WRK300	18/02/2019	0.029
Nickel (Total)	mg/L	DG_A_I_PZ_BW28A	18/02/2019	0.011
Nickel (Total)	mg/L	DG_A_I_PZ_GW07	19/02/2019	0.019
Nickel (Total)	mg/L	DG_A_I_PZ_GW05	19/02/2019	0.009
Nickel (Total)	mg/L	DG_A_I_PZ_GW03	19/02/2019	0.008
Nickel (Total)	mg/L	DG_A_I_PZ_BW53/Puls	19/02/2019	0.002
Nickel (Total)	mg/L	DG_A_I_PZ_BW45B	6/03/2019	0.051
Nickel (Total)	mg/L	DG_A_I_PZ_GW01	20/03/2019	0.037
Nickel (Total)	mg/L	DG_A_I_PZ_GW01	20/03/2019	0.037
Nickel (Total)	mg/L	DG_A_I_PZ_BW45B	20/03/2019	0.047
Nickel (Total)	mg/L	DG_A_I_PZ_BW45B	20/03/2019	0.047
Nickel (Total)	mg/L	DG_A_I_PZ_BW05	20/03/2019	0.001
Nickel (Total)	mg/L	DG_A_I_PZ_GW07	21/03/2019	0.021
Nickel (Total)	mg/L	DG_A_I_PZ_WRK300	21/03/2019	0.074
Nickel (Total)	mg/L	DG_A_I_PZ_WRK302	21/03/2019	0.02
Nickel (Total)	mg/L	DG_A_I_PZ_GW06	21/03/2019	0.024
Nickel (Total)	mg/L	DG_A_I_PZ_BW45B	15/04/2019	0.05
Nickel (Total)	mg/L	DG_A_I_PZ_GW01	15/04/2019	0.028
Nickel (Total)	mg/L	DG_A_I_PZ_WRK302	17/04/2019	0.019
Nickel (Total)	mg/L	DG_A_I_PZ_GW06	17/04/2019	0.013
Nickel (Total)	mg/L	DG_A_I_PZ_WRK300	17/04/2019	0.004
Nickel (Total)	mg/L	DG_A_I_PZ_GW01	14/05/2019	0.036
Nickel (Total)	mg/L	DG_A_I_PZ_BW45B	14/05/2019	0.043
Nickel (Total)	mg/L	DG_A_I_PZ_WRK302	22/05/2019	0.022
Nickel (Total)	mg/L	DG_A_I_PZ_GW06	22/05/2019	0.016
Nickel (Total)	mg/L	DG_A_I_PZ_GW06	18/06/2019	0.018

Variable	Unit	Sample Point	Date	Result
Nickel (Total)	mg/L	DG_A_I_PZ_GW01	18/06/2019	0.043
Nickel (Total)	mg/L	DG_A_I_PZ_BW45B	18/06/2019	0.054
Nitrate-Nitrogen	mg/L	DG_A_I_PZ_IWB2	10/01/2019	4.3
Nitrate-Nitrogen	mg/L	DG_A_I_PZ_IWB6	10/01/2019	8.8
Nitrate-Nitrogen	mg/L	DG_A_I_PZ_BW53/Puls	10/01/2019	3
Nitrate-Nitrogen	mg/L	DG_A_I_PZ_WRK303	14/01/2019	2.9
Nitrate-Nitrogen	mg/L	DG_A_I_PZ_WRK304	14/01/2019	2.2
Nitrate-Nitrogen	mg/L	DG_A_I_PZ_WRK302	14/01/2019	0.35
Nitrate-Nitrogen	mg/L	DG_A_I_PZ_GW06	14/01/2019	0.12
Nitrate-Nitrogen	mg/L	DG_A_I_PZ_GW08	14/01/2019	0.2
Nitrate-Nitrogen	mg/L	DG_A_I_PZ_GW01	15/01/2019	3.2
Nitrate-Nitrogen	mg/L	DG_A_I_PZ_GW05	15/01/2019	1.5
Nitrate-Nitrogen	mg/L	DG_A_I_PZ_GW04	15/01/2019	2.9
Nitrate-Nitrogen	mg/L	DG_A_I_PZ_GW03	15/01/2019	0.59
Nitrate-Nitrogen	mg/L	DG_A_I_PZ_GW02	15/01/2019	7.1
Nitrate-Nitrogen	mg/L	DG_A_I_PZ_BW05	17/01/2019	0.9
Nitrate-Nitrogen	mg/L	DG_A_I_PZ_BW28A	17/01/2019	0.14
Nitrate-Nitrogen	mg/L	DG_A_I_PZ_BW45B	17/01/2019	0.55
Nitrate-Nitrogen	mg/L	DG_A_I_PZ_GW07	17/01/2019	0.55
Nitrate-Nitrogen	mg/L	DG_A_I_PZ_WRK301	21/01/2019	0.09
Nitrate-Nitrogen	mg/L	DG_A_I_PZ_WRK300	21/01/2019	1.8
Nitrate-Nitrogen	mg/L	DG_A_I_PZ_GW08	18/02/2019	0.12
Nitrate-Nitrogen	mg/L	DG_A_I_PZ_WRK302	18/02/2019	0.34
Nitrate-Nitrogen	mg/L	DG_A_I_PZ_WRK301	18/02/2019	0.11
Nitrate-Nitrogen	mg/L	DG_A_I_PZ_WRK300	18/02/2019	3.9
Nitrate-Nitrogen	mg/L	DG_A_I_PZ_BW28A	18/02/2019	0.2
Nitrate-Nitrogen	mg/L	DG_A_I_PZ_GW07	19/02/2019	0.53
Nitrate-Nitrogen	mg/L	DG_A_I_PZ_GW05	19/02/2019	1.7
Nitrate-Nitrogen	mg/L	DG_A_I_PZ_GW03	19/02/2019	1.3
Nitrate-Nitrogen	mg/L	DG_A_I_PZ_BW53/Puls	19/02/2019	2.9
Nitrate-Nitrogen	mg/L	DG_A_I_PZ_BW45B	6/03/2019	0.06
Nitrate-Nitrogen	mg/L	DG_A_I_PZ_GW01	20/03/2019	2.9
Nitrate-Nitrogen	mg/L	DG_A_I_PZ_GW01	20/03/2019	2.8
Nitrate-Nitrogen	mg/L	DG_A_I_PZ_BW45B	20/03/2019	0.45
Nitrate-Nitrogen	mg/L	DG_A_I_PZ_BW45B	20/03/2019	0.43
Nitrate-Nitrogen	mg/L	DG_A_I_PZ_BW05	20/03/2019	0.9
Nitrate-Nitrogen	mg/L	DG_A_I_PZ_GW07	21/03/2019	0.55
Nitrate-Nitrogen	mg/L	DG_A_I_PZ_WRK300	21/03/2019	1.5
Nitrate-Nitrogen	mg/L	DG_A_I_PZ_WRK302	21/03/2019	0.35
Nitrate-Nitrogen	mg/L	DG_A_I_PZ_GW06	21/03/2019	0.13
Nitrate-Nitrogen	mg/L	DG_A_I_PZ_BW45B	15/04/2019	0.1
Nitrate-Nitrogen	mg/L	DG_A_I_PZ_GW01	15/04/2019	2
Nitrate-Nitrogen	mg/L	DG_A_I_PZ_WRK302	17/04/2019	0.36
Nitrate-Nitrogen	mg/L	DG_A_I_PZ_GW06	17/04/2019	0.12
Nitrate-Nitrogen	mg/L	DG_A_I_PZ_WRK300	17/04/2019	1.5
Nitrate-Nitrogen	mg/L	DG_A_I_PZ_GW01	14/05/2019	2.9
Nitrate-Nitrogen	mg/L	DG_A_I_PZ_BW45B	14/05/2019	0.44
Nitrate-Nitrogen	mg/L	DG_A_I_PZ_WRK302	22/05/2019	0.33
Nitrate-Nitrogen	mg/L	DG_A_I_PZ_GW06	22/05/2019	0.12
Nitrate-Nitrogen	mg/L	DG_A_I_PZ_GW06	18/06/2019	0.12
Nitrate-Nitrogen	mg/L	DG_A_I_PZ_GW01	18/06/2019	2.5
Nitrate-Nitrogen	mg/L	DG_A_I_PZ_BW45B	18/06/2019	0.37
Nitrite-Nitrogen	mg/L	DG_A_I_PZ_IWB2	10/01/2019	0.001
Nitrite-Nitrogen	mg/L	DG_A_I_PZ_IWB6	10/01/2019	0.004
Nitrite-Nitrogen	mg/L	DG_A_I_PZ_BW53/Puls	10/01/2019	0.063
Nitrite-Nitrogen	mg/L	DG_A_I_PZ_WRK303	14/01/2019	0.001
Nitrite-Nitrogen	mg/L	DG_A_I_PZ_WRK304	14/01/2019	0.001
Nitrite-Nitrogen	mg/L	DG_A_I_PZ_WRK302	14/01/2019	0.001
Nitrite-Nitrogen	mg/L	DG_A_I_PZ_GW06	14/01/2019	0.001

Variable	Unit	Sample Point	Date	Result
Nitrite-Nitrogen	mg/L	DG_A_I_PZ_GW08	14/01/2019	0.001
Nitrite-Nitrogen	mg/L	DG_A_I_PZ_GW01	15/01/2019	0.001
Nitrite-Nitrogen	mg/L	DG_A_I_PZ_GW05	15/01/2019	0.007
Nitrite-Nitrogen	mg/L	DG_A_I_PZ_GW04	15/01/2019	0.14
Nitrite-Nitrogen	mg/L	DG_A_I_PZ_GW03	15/01/2019	0.03
Nitrite-Nitrogen	mg/L	DG_A_I_PZ_GW02	15/01/2019	0.065
Nitrite-Nitrogen	mg/L	DG_A_I_PZ_BW05	17/01/2019	0.001
Nitrite-Nitrogen	mg/L	DG_A_I_PZ_BW28A	17/01/2019	0.028
Nitrite-Nitrogen	mg/L	DG_A_I_PZ_BW45B	17/01/2019	0.001
Nitrite-Nitrogen	mg/L	DG_A_I_PZ_GW07	17/01/2019	0.001
Nitrite-Nitrogen	mg/L	DG_A_I_PZ_WRK301	21/01/2019	0.001
Nitrite-Nitrogen	mg/L	DG_A_I_PZ_WRK300	21/01/2019	0.001
Nitrite-Nitrogen	mg/L	DG_A_I_PZ_GW08	18/02/2019	0.001
Nitrite-Nitrogen	mg/L	DG_A_I_PZ_WRK302	18/02/2019	0.001
Nitrite-Nitrogen	mg/L	DG_A_I_PZ_WRK301	18/02/2019	0.002
Nitrite-Nitrogen	mg/L	DG_A_I_PZ_WRK300	18/02/2019	0.001
Nitrite-Nitrogen	mg/L	DG_A_I_PZ_BW28A	18/02/2019	0.001
Nitrite-Nitrogen	mg/L	DG_A_I_PZ_GW07	19/02/2019	0.001
Nitrite-Nitrogen	mg/L	DG_A_I_PZ_GW05	19/02/2019	0.015
Nitrite-Nitrogen	mg/L	DG_A_I_PZ_GW03	19/02/2019	0.033
Nitrite-Nitrogen	mg/L	DG_A_I_PZ_BW53/Puls	19/02/2019	0.017
Nitrite-Nitrogen	mg/L	DG_A_I_PZ_BW45B	6/03/2019	0.005
Nitrite-Nitrogen	mg/L	DG_A_I_PZ_GW01	20/03/2019	0.001
Nitrite-Nitrogen	mg/L	DG_A_I_PZ_GW01	20/03/2019	0.002
Nitrite-Nitrogen	mg/L	DG_A_I_PZ_BW45B	20/03/2019	0.005
Nitrite-Nitrogen	mg/L	DG_A_I_PZ_BW45B	20/03/2019	0.005
Nitrite-Nitrogen	mg/L	DG_A_I_PZ_BW05	20/03/2019	0.001
Nitrite-Nitrogen	mg/L	DG_A_I_PZ_GW07	21/03/2019	0.001
Nitrite-Nitrogen	mg/L	DG_A_I_PZ_WRK300	21/03/2019	0.001
Nitrite-Nitrogen	mg/L	DG_A_I_PZ_WRK302	21/03/2019	0.001
Nitrite-Nitrogen	mg/L	DG_A_I_PZ_GW06	21/03/2019	0.001
Nitrite-Nitrogen	mg/L	DG_A_I_PZ_BW45B	15/04/2019	0.013
Nitrite-Nitrogen	mg/L	DG_A_I_PZ_GW01	15/04/2019	0.001
Nitrite-Nitrogen	mg/L	DG_A_I_PZ_WRK302	17/04/2019	0.001
Nitrite-Nitrogen	mg/L	DG_A_I_PZ_GW06	17/04/2019	0.001
Nitrite-Nitrogen	mg/L	DG_A_I_PZ_WRK300	17/04/2019	0.001
Nitrite-Nitrogen	mg/L	DG_A_I_PZ_GW01	14/05/2019	0.001
Nitrite-Nitrogen	mg/L	DG_A_I_PZ_BW45B	14/05/2019	0.002
Nitrite-Nitrogen	mg/L	DG_A_I_PZ_WRK302	22/05/2019	0.001
Nitrite-Nitrogen	mg/L	DG_A_I_PZ_GW06	22/05/2019	0.001
Nitrite-Nitrogen	mg/L	DG_A_I_PZ_GW06	18/06/2019	0.001
Nitrite-Nitrogen	mg/L	DG_A_I_PZ_GW01	18/06/2019	0.001
Nitrite-Nitrogen	mg/L	DG_A_I_PZ_BW45B	18/06/2019	0.005
pH	pH units	DG_A_I_PZ_IWB2	10/01/2019	5.6
pH	pH units	DG_A_I_PZ_IWB6	10/01/2019	5.6
pH	pH units	DG_A_I_PZ_BW53/Puls	10/01/2019	6.5
pH	pH units	DG_A_I_PZ_WRK303	14/01/2019	6.8
pH	pH units	DG_A_I_PZ_WRK304	14/01/2019	6.7
pH	pH units	DG_A_I_PZ_WRK302	14/01/2019	6.2
pH	pH units	DG_A_I_PZ_GW06	14/01/2019	6.6
pH	pH units	DG_A_I_PZ_GW08	14/01/2019	6.6
pH	pH units	DG_A_I_PZ_GW01	15/01/2019	4.91
pH	pH units	DG_A_I_PZ_GW01	15/01/2019	5.5
pH	pH units	DG_A_I_PZ_GW05	15/01/2019	6.15
pH	pH units	DG_A_I_PZ_GW05	15/01/2019	6.6
pH	pH units	DG_A_I_PZ_GW04	15/01/2019	5.72
pH	pH units	DG_A_I_PZ_GW04	15/01/2019	6.1
pH	pH units	DG_A_I_PZ_GW03	15/01/2019	6.29
pH	pH units	DG_A_I_PZ_GW03	15/01/2019	6.6

Variable	Unit	Sample Point	Date	Result
pH	pH units	DG_A_I_PZ_GW02	15/01/2019	5.64
pH	pH units	DG_A_I_PZ_GW02	15/01/2019	6.1
pH	pH units	DG_A_I_PZ_BW05	17/01/2019	7.1
pH	pH units	DG_A_I_PZ_BW28A	17/01/2019	6.8
pH	pH units	DG_A_I_PZ_BW45B	17/01/2019	5.1
pH	pH units	DG_A_I_PZ_GW07	17/01/2019	6.5
pH	pH units	DG_A_I_PZ_WRK301	21/01/2019	7.3
pH	pH units	DG_A_I_PZ_WRK300	21/01/2019	6.9
pH	pH units	DG_A_I_PZ_GW08	18/02/2019	6.2
pH	pH units	DG_A_I_PZ_WRK302	18/02/2019	6.1
pH	pH units	DG_A_I_PZ_WRK301	18/02/2019	6.9
pH	pH units	DG_A_I_PZ_WRK300	18/02/2019	6.7
pH	pH units	DG_A_I_PZ_BW28A	18/02/2019	6.5
pH	pH units	DG_A_I_PZ_GW07	19/02/2019	6.6
pH	pH units	DG_A_I_PZ_GW05	19/02/2019	6.5
pH	pH units	DG_A_I_PZ_GW03	19/02/2019	6.4
pH	pH units	DG_A_I_PZ_BW53/Puls	19/02/2019	6.7
pH	pH units	DG_A_I_PZ_BW45B	6/03/2019	5.2
pH	pH units	DG_A_I_PZ_GW01	20/03/2019	5.2
pH	pH units	DG_A_I_PZ_GW01	20/03/2019	5.2
pH	pH units	DG_A_I_PZ_BW45B	20/03/2019	4.8
pH	pH units	DG_A_I_PZ_BW45B	20/03/2019	4.8
pH	pH units	DG_A_I_PZ_BW05	20/03/2019	7.3
pH	pH units	DG_A_I_PZ_GW07	21/03/2019	6.6
pH	pH units	DG_A_I_PZ_WRK300	21/03/2019	6.8
pH	pH units	DG_A_I_PZ_WRK302	21/03/2019	6.2
pH	pH units	DG_A_I_PZ_GW06	21/03/2019	6.6
pH	pH units	DG_A_I_PZ_BW45B	15/04/2019	5.7
pH	pH units	DG_A_I_PZ_GW01	15/04/2019	6.2
pH	pH units	DG_A_I_PZ_WRK302	17/04/2019	6.4
pH	pH units	DG_A_I_PZ_GW06	17/04/2019	6.7
pH	pH units	DG_A_I_PZ_WRK300	17/04/2019	6.8
pH	pH units	DG_A_I_PZ_GW01	14/05/2019	5.2
pH	pH units	DG_A_I_PZ_BW45B	14/05/2019	4.7
pH	pH units	DG_A_I_PZ_WRK302	22/05/2019	6.3
pH	pH units	DG_A_I_PZ_GW06	22/05/2019	6.6
pH	pH units	DG_A_I_PZ_GW06	18/06/2019	6.3
pH	pH units	DG_A_I_PZ_GW01	18/06/2019	5.2
pH	pH units	DG_A_I_PZ_BW45B	18/06/2019	4.7
Phosphorus (Ortho)	mg/L	DG_A_I_PZ_IWB2	10/01/2019	0.008
Phosphorus (Ortho)	mg/L	DG_A_I_PZ_IWB6	10/01/2019	0.004
Phosphorus (Ortho)	mg/L	DG_A_I_PZ_BW53/Puls	10/01/2019	0.043
Phosphorus (Ortho)	mg/L	DG_A_I_PZ_WRK303	14/01/2019	0.005
Phosphorus (Ortho)	mg/L	DG_A_I_PZ_WRK304	14/01/2019	0.017
Phosphorus (Ortho)	mg/L	DG_A_I_PZ_WRK302	14/01/2019	0.004
Phosphorus (Ortho)	mg/L	DG_A_I_PZ_GW06	14/01/2019	0.008
Phosphorus (Ortho)	mg/L	DG_A_I_PZ_GW08	14/01/2019	0.004
Phosphorus (Ortho)	mg/L	DG_A_I_PZ_GW01	15/01/2019	0.004
Phosphorus (Ortho)	mg/L	DG_A_I_PZ_GW05	15/01/2019	0.004
Phosphorus (Ortho)	mg/L	DG_A_I_PZ_GW04	15/01/2019	0.004
Phosphorus (Ortho)	mg/L	DG_A_I_PZ_GW03	15/01/2019	0.004
Phosphorus (Ortho)	mg/L	DG_A_I_PZ_GW02	15/01/2019	0.004
Phosphorus (Ortho)	mg/L	DG_A_I_PZ_BW05	17/01/2019	0.004
Phosphorus (Ortho)	mg/L	DG_A_I_PZ_BW28A	17/01/2019	0.025
Phosphorus (Ortho)	mg/L	DG_A_I_PZ_BW45B	17/01/2019	0.004
Phosphorus (Ortho)	mg/L	DG_A_I_PZ_GW07	17/01/2019	0.004
Phosphorus (Ortho)	mg/L	DG_A_I_PZ_WRK301	21/01/2019	0.004
Phosphorus (Ortho)	mg/L	DG_A_I_PZ_WRK300	21/01/2019	0.004
Phosphorus (Ortho)	mg/L	DG_A_I_PZ_GW08	18/02/2019	0.004

Variable	Unit	Sample Point	Date	Result
Phosphorus (Ortho)	mg/L	DG_A_I_PZ_WRK302	18/02/2019	0.004
Phosphorus (Ortho)	mg/L	DG_A_I_PZ_WRK301	18/02/2019	0.004
Phosphorus (Ortho)	mg/L	DG_A_I_PZ_WRK300	18/02/2019	0.004
Phosphorus (Ortho)	mg/L	DG_A_I_PZ_BW28A	18/02/2019	0.02
Phosphorus (Ortho)	mg/L	DG_A_I_PZ_GW07	19/02/2019	0.004
Phosphorus (Ortho)	mg/L	DG_A_I_PZ_GW05	19/02/2019	0.004
Phosphorus (Ortho)	mg/L	DG_A_I_PZ_GW03	19/02/2019	0.004
Phosphorus (Ortho)	mg/L	DG_A_I_PZ_BW53/Puls	19/02/2019	0.16
Phosphorus (Ortho)	mg/L	DG_A_I_PZ_BW45B	6/03/2019	0.004
Phosphorus (Ortho)	mg/L	DG_A_I_PZ_GW01	20/03/2019	0.004
Phosphorus (Ortho)	mg/L	DG_A_I_PZ_GW01	20/03/2019	0.004
Phosphorus (Ortho)	mg/L	DG_A_I_PZ_BW45B	20/03/2019	0.004
Phosphorus (Ortho)	mg/L	DG_A_I_PZ_BW45B	20/03/2019	0.004
Phosphorus (Ortho)	mg/L	DG_A_I_PZ_BW05	20/03/2019	0.004
Phosphorus (Ortho)	mg/L	DG_A_I_PZ_GW07	21/03/2019	0.004
Phosphorus (Ortho)	mg/L	DG_A_I_PZ_WRK300	21/03/2019	0.004
Phosphorus (Ortho)	mg/L	DG_A_I_PZ_WRK302	21/03/2019	0.004
Phosphorus (Ortho)	mg/L	DG_A_I_PZ_GW06	21/03/2019	0.006
Phosphorus (Ortho)	mg/L	DG_A_I_PZ_BW45B	15/04/2019	0.004
Phosphorus (Ortho)	mg/L	DG_A_I_PZ_GW01	15/04/2019	0.004
Phosphorus (Ortho)	mg/L	DG_A_I_PZ_WRK302	17/04/2019	0.007
Phosphorus (Ortho)	mg/L	DG_A_I_PZ_GW06	17/04/2019	0.015
Phosphorus (Ortho)	mg/L	DG_A_I_PZ_WRK300	17/04/2019	0.005
Phosphorus (Ortho)	mg/L	DG_A_I_PZ_GW01	14/05/2019	0.004
Phosphorus (Ortho)	mg/L	DG_A_I_PZ_BW45B	14/05/2019	0.004
Phosphorus (Ortho)	mg/L	DG_A_I_PZ_WRK302	22/05/2019	0.005
Phosphorus (Ortho)	mg/L	DG_A_I_PZ_GW06	22/05/2019	0.007
Phosphorus (Ortho)	mg/L	DG_A_I_PZ_GW06	18/06/2019	0.011
Phosphorus (Ortho)	mg/L	DG_A_I_PZ_GW01	18/06/2019	0.004
Phosphorus (Ortho)	mg/L	DG_A_I_PZ_BW45B	18/06/2019	0.004
Radium 226	Bq/L	DG_A_I_PZ_IWB2	10/01/2019	0.05
Radium 226	Bq/L	DG_A_I_PZ_IWB6	10/01/2019	0.05
Radium 226	Bq/L	DG_A_I_PZ_BW53/Puls	10/01/2019	0.05
Radium 226	Bq/L	DG_A_I_PZ_WRK303	14/01/2019	0.05
Radium 226	Bq/L	DG_A_I_PZ_WRK304	14/01/2019	0.05
Radium 226	Bq/L	DG_A_I_PZ_WRK302	14/01/2019	0.16
Radium 226	Bq/L	DG_A_I_PZ_GW06	14/01/2019	0.05
Radium 226	Bq/L	DG_A_I_PZ_GW08	14/01/2019	0.05
Radium 226	Bq/L	DG_A_I_PZ_GW01	15/01/2019	0.48
Radium 226	Bq/L	DG_A_I_PZ_GW05	15/01/2019	0.05
Radium 226	Bq/L	DG_A_I_PZ_GW04	15/01/2019	0.09
Radium 226	Bq/L	DG_A_I_PZ_GW03	15/01/2019	0.05
Radium 226	Bq/L	DG_A_I_PZ_GW02	15/01/2019	0.05
Radium 226	Bq/L	DG_A_I_PZ_BW05	17/01/2019	0.05
Radium 226	Bq/L	DG_A_I_PZ_BW28A	17/01/2019	0.13
Radium 226	Bq/L	DG_A_I_PZ_BW45B	17/01/2019	0.42
Radium 226	Bq/L	DG_A_I_PZ_GW07	17/01/2019	0.06
Radium 226	Bq/L	DG_A_I_PZ_WRK301	21/01/2019	0.07
Radium 226	Bq/L	DG_A_I_PZ_WRK300	21/01/2019	0.05
Radium 226	Bq/L	DG_A_I_PZ_GW08	18/02/2019	0.09
Radium 226	Bq/L	DG_A_I_PZ_WRK302	18/02/2019	0.31
Radium 226	Bq/L	DG_A_I_PZ_WRK301	18/02/2019	0.05
Radium 226	Bq/L	DG_A_I_PZ_WRK300	18/02/2019	0.05
Radium 226	Bq/L	DG_A_I_PZ_BW28A	18/02/2019	0.17
Radium 226	Bq/L	DG_A_I_PZ_GW07	19/02/2019	0.05
Radium 226	Bq/L	DG_A_I_PZ_GW05	19/02/2019	0.05
Radium 226	Bq/L	DG_A_I_PZ_GW03	19/02/2019	0.05
Radium 226	Bq/L	DG_A_I_PZ_BW53/Puls	19/02/2019	0.05
Radium 226	Bq/L	DG_A_I_PZ_BW45B	6/03/2019	0.45

Variable	Unit	Sample Point	Date	Result
Radium 226	Bq/L	DG_A_I_PZ_BW23A	6/03/2019	0.05
Radium 226	Bq/L	DG_A_I_PZ_GW01	20/03/2019	0.26
Radium 226	Bq/L	DG_A_I_PZ_GW01	20/03/2019	0.48
Radium 226	Bq/L	DG_A_I_PZ_BW45B	20/03/2019	0.83
Radium 226	Bq/L	DG_A_I_PZ_BW45B	20/03/2019	0.69
Radium 226	Bq/L	DG_A_I_PZ_BW05	20/03/2019	0.05
Radium 226	Bq/L	DG_A_I_PZ_GW07	21/03/2019	0.05
Radium 226	Bq/L	DG_A_I_PZ_WRK300	21/03/2019	0.05
Radium 226	Bq/L	DG_A_I_PZ_WRK302	21/03/2019	0.27
Radium 226	Bq/L	DG_A_I_PZ_GW06	21/03/2019	0.05
Radium 226	Bq/L	DG_A_I_PZ_BW45B	15/04/2019	0.53
Radium 226	Bq/L	DG_A_I_PZ_GW01	15/04/2019	0.4
Radium 226	Bq/L	DG_A_I_PZ_WRK302	17/04/2019	0.21
Radium 226	Bq/L	DG_A_I_PZ_GW06	17/04/2019	0.06
Radium 226	Bq/L	DG_A_I_PZ_WRK300	17/04/2019	0.03
Radium 226	Bq/L	DG_A_I_PZ_GW01	14/05/2019	0.47
Radium 226	Bq/L	DG_A_I_PZ_BW45B	14/05/2019	0.63
Radium 226	Bq/L	DG_A_I_PZ_WRK302	22/05/2019	0.12
Radium 226	Bq/L	DG_A_I_PZ_GW06	22/05/2019	0.04
Radium 226	Bq/L	DG_A_I_PZ_BW45B	18/06/2019	0.69
Radium 226	Bq/L	DG_A_I_PZ_GW01	18/06/2019	0.46
Radium 226	Bq/L	DG_A_I_PZ_GW06	18/06/2019	0.04
Radium 228	Bq/L	DG_A_I_PZ_IWB2	10/01/2019	0.08
Radium 228	Bq/L	DG_A_I_PZ_IWB6	10/01/2019	0.08
Radium 228	Bq/L	DG_A_I_PZ_BW53/Puls	10/01/2019	0.19
Radium 228	Bq/L	DG_A_I_PZ_WRK303	14/01/2019	0.08
Radium 228	Bq/L	DG_A_I_PZ_WRK304	14/01/2019	0.08
Radium 228	Bq/L	DG_A_I_PZ_WRK302	14/01/2019	1.01
Radium 228	Bq/L	DG_A_I_PZ_GW06	14/01/2019	0.22
Radium 228	Bq/L	DG_A_I_PZ_GW08	14/01/2019	0.08
Radium 228	Bq/L	DG_A_I_PZ_GW01	15/01/2019	1.36
Radium 228	Bq/L	DG_A_I_PZ_GW05	15/01/2019	0.09
Radium 228	Bq/L	DG_A_I_PZ_GW04	15/01/2019	0.19
Radium 228	Bq/L	DG_A_I_PZ_GW03	15/01/2019	0.08
Radium 228	Bq/L	DG_A_I_PZ_GW02	15/01/2019	0.15
Radium 228	Bq/L	DG_A_I_PZ_BW05	17/01/2019	0.08
Radium 228	Bq/L	DG_A_I_PZ_BW28A	17/01/2019	0.08
Radium 228	Bq/L	DG_A_I_PZ_BW45B	17/01/2019	2.4
Radium 228	Bq/L	DG_A_I_PZ_GW07	17/01/2019	0.32
Radium 228	Bq/L	DG_A_I_PZ_WRK301	21/01/2019	0.09
Radium 228	Bq/L	DG_A_I_PZ_WRK300	21/01/2019	0.08
Radium 228	Bq/L	DG_A_I_PZ_GW08	18/02/2019	0.12
Radium 228	Bq/L	DG_A_I_PZ_WRK302	18/02/2019	1.14
Radium 228	Bq/L	DG_A_I_PZ_WRK301	18/02/2019	0.08
Radium 228	Bq/L	DG_A_I_PZ_WRK300	18/02/2019	0.08
Radium 228	Bq/L	DG_A_I_PZ_BW28A	18/02/2019	0.08
Radium 228	Bq/L	DG_A_I_PZ_GW07	19/02/2019	0.28
Radium 228	Bq/L	DG_A_I_PZ_GW05	19/02/2019	0.08
Radium 228	Bq/L	DG_A_I_PZ_GW03	19/02/2019	0.08
Radium 228	Bq/L	DG_A_I_PZ_BW53/Puls	19/02/2019	0.16
Radium 228	Bq/L	DG_A_I_PZ_BW45B	6/03/2019	2.6
Radium 228	Bq/L	DG_A_I_PZ_BW23A	6/03/2019	0.08
Radium 228	Bq/L	DG_A_I_PZ_GW01	20/03/2019	0.72
Radium 228	Bq/L	DG_A_I_PZ_GW01	20/03/2019	1.22
Radium 228	Bq/L	DG_A_I_PZ_BW45B	20/03/2019	2.77
Radium 228	Bq/L	DG_A_I_PZ_BW45B	20/03/2019	3.18
Radium 228	Bq/L	DG_A_I_PZ_BW05	20/03/2019	0.08
Radium 228	Bq/L	DG_A_I_PZ_GW07	21/03/2019	0.12
Radium 228	Bq/L	DG_A_I_PZ_WRK300	21/03/2019	0.08

Variable	Unit	Sample Point	Date	Result
Radium 228	Bq/L	DG_A_I_PZ_WRK302	21/03/2019	0.94
Radium 228	Bq/L	DG_A_I_PZ_GW06	21/03/2019	0.09
Radium 228	Bq/L	DG_A_I_PZ_BW45B	15/04/2019	3.08
Radium 228	Bq/L	DG_A_I_PZ_GW01	15/04/2019	1.2
Radium 228	Bq/L	DG_A_I_PZ_WRK302	17/04/2019	1.08
Radium 228	Bq/L	DG_A_I_PZ_GW06	17/04/2019	0.19
Radium 228	Bq/L	DG_A_I_PZ_WRK300	17/04/2019	0.09
Radium 228	Bq/L	DG_A_I_PZ_GW01	14/05/2019	1.36
Radium 228	Bq/L	DG_A_I_PZ_BW45B	14/05/2019	2.94
Radium 228	Bq/L	DG_A_I_PZ_WRK302	22/05/2019	0.84
Radium 228	Bq/L	DG_A_I_PZ_GW06	22/05/2019	0.14
Radium 228	Bq/L	DG_A_I_PZ_BW45B	18/06/2019	3.4
Radium 228	Bq/L	DG_A_I_PZ_GW01	18/06/2019	1.29
Radium 228	Bq/L	DG_A_I_PZ_GW06	18/06/2019	0.2
Selenium (Total)	mg/L	DG_A_I_PZ_IWB2	10/01/2019	0.002
Selenium (Total)	mg/L	DG_A_I_PZ_IWB6	10/01/2019	0.002
Selenium (Total)	mg/L	DG_A_I_PZ_BW53/Puls	10/01/2019	0.001
Selenium (Total)	mg/L	DG_A_I_PZ_WRK303	14/01/2019	0.026
Selenium (Total)	mg/L	DG_A_I_PZ_WRK304	14/01/2019	0.013
Selenium (Total)	mg/L	DG_A_I_PZ_WRK302	14/01/2019	0.017
Selenium (Total)	mg/L	DG_A_I_PZ_GW06	14/01/2019	0.01
Selenium (Total)	mg/L	DG_A_I_PZ_GW08	14/01/2019	0.012
Selenium (Total)	mg/L	DG_A_I_PZ_GW01	15/01/2019	0.052
Selenium (Total)	mg/L	DG_A_I_PZ_GW05	15/01/2019	0.028
Selenium (Total)	mg/L	DG_A_I_PZ_GW04	15/01/2019	0.023
Selenium (Total)	mg/L	DG_A_I_PZ_GW03	15/01/2019	0.001
Selenium (Total)	mg/L	DG_A_I_PZ_GW02	15/01/2019	0.002
Selenium (Total)	mg/L	DG_A_I_PZ_BW05	17/01/2019	0.012
Selenium (Total)	mg/L	DG_A_I_PZ_BW28A	17/01/2019	0.003
Selenium (Total)	mg/L	DG_A_I_PZ_BW45B	17/01/2019	0.018
Selenium (Total)	mg/L	DG_A_I_PZ_GW07	17/01/2019	0.006
Selenium (Total)	mg/L	DG_A_I_PZ_WRK301	21/01/2019	0.006
Selenium (Total)	mg/L	DG_A_I_PZ_WRK300	21/01/2019	0.002
Selenium (Total)	mg/L	DG_A_I_PZ_GW08	18/02/2019	0.009
Selenium (Total)	mg/L	DG_A_I_PZ_WRK302	18/02/2019	0.013
Selenium (Total)	mg/L	DG_A_I_PZ_WRK301	18/02/2019	0.006
Selenium (Total)	mg/L	DG_A_I_PZ_WRK300	18/02/2019	0.003
Selenium (Total)	mg/L	DG_A_I_PZ_BW28A	18/02/2019	0.007
Selenium (Total)	mg/L	DG_A_I_PZ_GW07	19/02/2019	0.006
Selenium (Total)	mg/L	DG_A_I_PZ_GW05	19/02/2019	0.03
Selenium (Total)	mg/L	DG_A_I_PZ_GW03	19/02/2019	0.001
Selenium (Total)	mg/L	DG_A_I_PZ_BW53/Puls	19/02/2019	0.001
Selenium (Total)	mg/L	DG_A_I_PZ_BW45B	6/03/2019	0.013
Selenium (Total)	mg/L	DG_A_I_PZ_GW01	20/03/2019	0.054
Selenium (Total)	mg/L	DG_A_I_PZ_GW01	20/03/2019	0.048
Selenium (Total)	mg/L	DG_A_I_PZ_BW45B	20/03/2019	0.032
Selenium (Total)	mg/L	DG_A_I_PZ_BW45B	20/03/2019	0.031
Selenium (Total)	mg/L	DG_A_I_PZ_BW05	20/03/2019	0.009
Selenium (Total)	mg/L	DG_A_I_PZ_GW07	21/03/2019	0.008
Selenium (Total)	mg/L	DG_A_I_PZ_WRK300	21/03/2019	0.003
Selenium (Total)	mg/L	DG_A_I_PZ_WRK302	21/03/2019	0.014
Selenium (Total)	mg/L	DG_A_I_PZ_GW06	21/03/2019	0.009
Selenium (Total)	mg/L	DG_A_I_PZ_BW45B	15/04/2019	0.037
Selenium (Total)	mg/L	DG_A_I_PZ_GW01	15/04/2019	0.05
Selenium (Total)	mg/L	DG_A_I_PZ_WRK302	17/04/2019	0.013
Selenium (Total)	mg/L	DG_A_I_PZ_GW06	17/04/2019	0.007
Selenium (Total)	mg/L	DG_A_I_PZ_WRK300	17/04/2019	0.003
Selenium (Total)	mg/L	DG_A_I_PZ_GW01	14/05/2019	0.07
Selenium (Total)	mg/L	DG_A_I_PZ_BW45B	14/05/2019	0.042

Variable	Unit	Sample Point	Date	Result
Selenium (Total)	mg/L	DG_A_I_PZ_WRK302	22/05/2019	0.011
Selenium (Total)	mg/L	DG_A_I_PZ_GW06	22/05/2019	0.01
Selenium (Total)	mg/L	DG_A_I_PZ_GW06	18/06/2019	0.012
Selenium (Total)	mg/L	DG_A_I_PZ_GW01	18/06/2019	0.039
Selenium (Total)	mg/L	DG_A_I_PZ_BW45B	18/06/2019	0.025
Silver (Total)	mg/L	DG_A_I_PZ_IWB2	10/01/2019	0.001
Silver (Total)	mg/L	DG_A_I_PZ_IWB6	10/01/2019	0.001
Silver (Total)	mg/L	DG_A_I_PZ_BW53/Puls	10/01/2019	0.001
Silver (Total)	mg/L	DG_A_I_PZ_WRK303	14/01/2019	0.001
Silver (Total)	mg/L	DG_A_I_PZ_WRK304	14/01/2019	0.001
Silver (Total)	mg/L	DG_A_I_PZ_WRK302	14/01/2019	0.001
Silver (Total)	mg/L	DG_A_I_PZ_GW06	14/01/2019	0.001
Silver (Total)	mg/L	DG_A_I_PZ_GW08	14/01/2019	0.001
Silver (Total)	mg/L	DG_A_I_PZ_GW01	15/01/2019	0.001
Silver (Total)	mg/L	DG_A_I_PZ_GW05	15/01/2019	0.001
Silver (Total)	mg/L	DG_A_I_PZ_GW04	15/01/2019	0.001
Silver (Total)	mg/L	DG_A_I_PZ_GW03	15/01/2019	0.001
Silver (Total)	mg/L	DG_A_I_PZ_GW02	15/01/2019	0.001
Silver (Total)	mg/L	DG_A_I_PZ_BW05	17/01/2019	0.001
Silver (Total)	mg/L	DG_A_I_PZ_BW28A	17/01/2019	0.001
Silver (Total)	mg/L	DG_A_I_PZ_BW45B	17/01/2019	0.001
Silver (Total)	mg/L	DG_A_I_PZ_GW07	17/01/2019	0.001
Silver (Total)	mg/L	DG_A_I_PZ_WRK301	21/01/2019	0.001
Silver (Total)	mg/L	DG_A_I_PZ_WRK300	21/01/2019	0.001
Silver (Total)	mg/L	DG_A_I_PZ_GW08	18/02/2019	0.001
Silver (Total)	mg/L	DG_A_I_PZ_WRK302	18/02/2019	0.001
Silver (Total)	mg/L	DG_A_I_PZ_WRK301	18/02/2019	0.001
Silver (Total)	mg/L	DG_A_I_PZ_WRK300	18/02/2019	0.001
Silver (Total)	mg/L	DG_A_I_PZ_BW28A	18/02/2019	0.001
Silver (Total)	mg/L	DG_A_I_PZ_GW07	19/02/2019	0.001
Silver (Total)	mg/L	DG_A_I_PZ_GW05	19/02/2019	0.001
Silver (Total)	mg/L	DG_A_I_PZ_GW03	19/02/2019	0.001
Silver (Total)	mg/L	DG_A_I_PZ_BW53/Puls	19/02/2019	0.001
Silver (Total)	mg/L	DG_A_I_PZ_BW45B	6/03/2019	0.001
Silver (Total)	mg/L	DG_A_I_PZ_GW01	20/03/2019	0.002
Silver (Total)	mg/L	DG_A_I_PZ_GW01	20/03/2019	0.001
Silver (Total)	mg/L	DG_A_I_PZ_BW45B	20/03/2019	0.001
Silver (Total)	mg/L	DG_A_I_PZ_BW45B	20/03/2019	0.001
Silver (Total)	mg/L	DG_A_I_PZ_BW05	20/03/2019	0.001
Silver (Total)	mg/L	DG_A_I_PZ_GW07	21/03/2019	0.001
Silver (Total)	mg/L	DG_A_I_PZ_WRK300	21/03/2019	0.001
Silver (Total)	mg/L	DG_A_I_PZ_WRK302	21/03/2019	0.001
Silver (Total)	mg/L	DG_A_I_PZ_GW06	21/03/2019	0.001
Silver (Total)	mg/L	DG_A_I_PZ_BW45B	15/04/2019	0.001
Silver (Total)	mg/L	DG_A_I_PZ_GW01	15/04/2019	0.001
Silver (Total)	mg/L	DG_A_I_PZ_WRK302	17/04/2019	0.001
Silver (Total)	mg/L	DG_A_I_PZ_GW06	17/04/2019	0.001
Silver (Total)	mg/L	DG_A_I_PZ_WRK300	17/04/2019	0.001
Silver (Total)	mg/L	DG_A_I_PZ_GW01	14/05/2019	0.001
Silver (Total)	mg/L	DG_A_I_PZ_BW45B	14/05/2019	0.001
Silver (Total)	mg/L	DG_A_I_PZ_WRK302	22/05/2019	0.001
Silver (Total)	mg/L	DG_A_I_PZ_GW06	22/05/2019	0.001
Silver (Total)	mg/L	DG_A_I_PZ_GW06	18/06/2019	0.001
Silver (Total)	mg/L	DG_A_I_PZ_GW01	18/06/2019	0.001
Silver (Total)	mg/L	DG_A_I_PZ_BW45B	18/06/2019	0.001
Sodium	mg/L	DG_A_I_PZ_IWB2	10/01/2019	660
Sodium	mg/L	DG_A_I_PZ_IWB6	10/01/2019	290
Sodium	mg/L	DG_A_I_PZ_BW53/Puls	10/01/2019	350
Sodium	mg/L	DG_A_I_PZ_WRK303	14/01/2019	1500

Variable	Unit	Sample Point	Date	Result
Sodium	mg/L	DG_A_I_PZ_WRK304	14/01/2019	1400
Sodium	mg/L	DG_A_I_PZ_WRK302	14/01/2019	3500
Sodium	mg/L	DG_A_I_PZ_GW06	14/01/2019	3400
Sodium	mg/L	DG_A_I_PZ_GW08	14/01/2019	3200
Sodium	mg/L	DG_A_I_PZ_GW01	15/01/2019	1800
Sodium	mg/L	DG_A_I_PZ_GW05	15/01/2019	2200
Sodium	mg/L	DG_A_I_PZ_GW04	15/01/2019	1900
Sodium	mg/L	DG_A_I_PZ_GW03	15/01/2019	1900
Sodium	mg/L	DG_A_I_PZ_GW02	15/01/2019	1200
Sodium	mg/L	DG_A_I_PZ_BW05	17/01/2019	4500
Sodium	mg/L	DG_A_I_PZ_BW28A	17/01/2019	3500
Sodium	mg/L	DG_A_I_PZ_BW45B	17/01/2019	2500
Sodium	mg/L	DG_A_I_PZ_GW07	17/01/2019	2900
Sodium	mg/L	DG_A_I_PZ_WRK301	21/01/2019	1700
Sodium	mg/L	DG_A_I_PZ_WRK300	21/01/2019	910
Sodium	mg/L	DG_A_I_PZ_GW08	18/02/2019	3300
Sodium	mg/L	DG_A_I_PZ_WRK302	18/02/2019	3600
Sodium	mg/L	DG_A_I_PZ_WRK301	18/02/2019	1700
Sodium	mg/L	DG_A_I_PZ_WRK300	18/02/2019	910
Sodium	mg/L	DG_A_I_PZ_BW28A	18/02/2019	3400
Sodium	mg/L	DG_A_I_PZ_GW07	19/02/2019	2800
Sodium	mg/L	DG_A_I_PZ_GW05	19/02/2019	2000
Sodium	mg/L	DG_A_I_PZ_GW03	19/02/2019	1800
Sodium	mg/L	DG_A_I_PZ_BW53/Puls	19/02/2019	520
Sodium	mg/L	DG_A_I_PZ_BW45B	6/03/2019	2500
Sodium	mg/L	DG_A_I_PZ_GW01	20/03/2019	1900
Sodium	mg/L	DG_A_I_PZ_GW01	20/03/2019	2000
Sodium	mg/L	DG_A_I_PZ_BW45B	20/03/2019	2700
Sodium	mg/L	DG_A_I_PZ_BW45B	20/03/2019	2700
Sodium	mg/L	DG_A_I_PZ_BW05	20/03/2019	4700
Sodium	mg/L	DG_A_I_PZ_GW07	21/03/2019	3100
Sodium	mg/L	DG_A_I_PZ_WRK300	21/03/2019	1000
Sodium	mg/L	DG_A_I_PZ_WRK302	21/03/2019	3500
Sodium	mg/L	DG_A_I_PZ_GW06	21/03/2019	3400
Sodium	mg/L	DG_A_I_PZ_BW45B	15/04/2019	2600
Sodium	mg/L	DG_A_I_PZ_GW01	15/04/2019	1900
Sodium	mg/L	DG_A_I_PZ_WRK302	17/04/2019	3400
Sodium	mg/L	DG_A_I_PZ_GW06	17/04/2019	3500
Sodium	mg/L	DG_A_I_PZ_WRK300	17/04/2019	970
Sodium	mg/L	DG_A_I_PZ_GW01	14/05/2019	2100
Sodium	mg/L	DG_A_I_PZ_BW45B	14/05/2019	2900
Sodium	mg/L	DG_A_I_PZ_WRK302	22/05/2019	3500
Sodium	mg/L	DG_A_I_PZ_GW06	22/05/2019	3400
Sodium	mg/L	DG_A_I_PZ_GW06	18/06/2019	3400
Sodium	mg/L	DG_A_I_PZ_GW01	18/06/2019	1800
Sodium	mg/L	DG_A_I_PZ_BW45B	18/06/2019	2700
Sulfate	mg/L	DG_A_I_PZ_IWB2	10/01/2019	160
Sulfate	mg/L	DG_A_I_PZ_IWB6	10/01/2019	220
Sulfate	mg/L	DG_A_I_PZ_BW53/Puls	10/01/2019	230
Sulfate	mg/L	DG_A_I_PZ_WRK303	14/01/2019	620
Sulfate	mg/L	DG_A_I_PZ_WRK304	14/01/2019	680
Sulfate	mg/L	DG_A_I_PZ_WRK302	14/01/2019	1500
Sulfate	mg/L	DG_A_I_PZ_GW06	14/01/2019	1700
Sulfate	mg/L	DG_A_I_PZ_GW08	14/01/2019	1300
Sulfate	mg/L	DG_A_I_PZ_GW01	15/01/2019	200
Sulfate	mg/L	DG_A_I_PZ_GW05	15/01/2019	790
Sulfate	mg/L	DG_A_I_PZ_GW04	15/01/2019	720
Sulfate	mg/L	DG_A_I_PZ_GW03	15/01/2019	590
Sulfate	mg/L	DG_A_I_PZ_GW02	15/01/2019	330

Variable	Unit	Sample Point	Date	Result
Sulfate	mg/L	DG_A_I_PZ_BW05	17/01/2019	960
Sulfate	mg/L	DG_A_I_PZ_BW28A	17/01/2019	1000
Sulfate	mg/L	DG_A_I_PZ_BW45B	17/01/2019	960
Sulfate	mg/L	DG_A_I_PZ_GW07	17/01/2019	1100
Sulfate	mg/L	DG_A_I_PZ_WRK301	21/01/2019	670
Sulfate	mg/L	DG_A_I_PZ_WRK300	21/01/2019	300
Sulfate	mg/L	DG_A_I_PZ_GW08	18/02/2019	1400
Sulfate	mg/L	DG_A_I_PZ_WRK302	18/02/2019	1700
Sulfate	mg/L	DG_A_I_PZ_WRK301	18/02/2019	690
Sulfate	mg/L	DG_A_I_PZ_WRK300	18/02/2019	330
Sulfate	mg/L	DG_A_I_PZ_BW28A	18/02/2019	1100
Sulfate	mg/L	DG_A_I_PZ_GW07	19/02/2019	1000
Sulfate	mg/L	DG_A_I_PZ_GW05	19/02/2019	740
Sulfate	mg/L	DG_A_I_PZ_GW03	19/02/2019	630
Sulfate	mg/L	DG_A_I_PZ_BW53/Puls	19/02/2019	330
Sulfate	mg/L	DG_A_I_PZ_BW45B	6/03/2019	910
Sulfate	mg/L	DG_A_I_PZ_GW01	20/03/2019	420
Sulfate	mg/L	DG_A_I_PZ_GW01	20/03/2019	430
Sulfate	mg/L	DG_A_I_PZ_BW45B	20/03/2019	960
Sulfate	mg/L	DG_A_I_PZ_BW45B	20/03/2019	940
Sulfate	mg/L	DG_A_I_PZ_BW05	20/03/2019	890
Sulfate	mg/L	DG_A_I_PZ_GW07	21/03/2019	990
Sulfate	mg/L	DG_A_I_PZ_WRK300	21/03/2019	310
Sulfate	mg/L	DG_A_I_PZ_WRK302	21/03/2019	1500
Sulfate	mg/L	DG_A_I_PZ_GW06	21/03/2019	1600
Sulfate	mg/L	DG_A_I_PZ_BW45B	15/04/2019	810
Sulfate	mg/L	DG_A_I_PZ_GW01	15/04/2019	370
Sulfate	mg/L	DG_A_I_PZ_WRK302	17/04/2019	1300
Sulfate	mg/L	DG_A_I_PZ_GW06	17/04/2019	1500
Sulfate	mg/L	DG_A_I_PZ_WRK300	17/04/2019	290
Sulfate	mg/L	DG_A_I_PZ_GW01	14/05/2019	360
Sulfate	mg/L	DG_A_I_PZ_BW45B	14/05/2019	870
Sulfate	mg/L	DG_A_I_PZ_WRK302	22/05/2019	1300
Sulfate	mg/L	DG_A_I_PZ_GW06	22/05/2019	1400
Sulfate	mg/L	DG_A_I_PZ_GW06	18/06/2019	1500
Sulfate	mg/L	DG_A_I_PZ_GW01	18/06/2019	420
Sulfate	mg/L	DG_A_I_PZ_BW45B	18/06/2019	860
Thorium (Total)	mg/L	DG_A_I_PZ_IWB2	10/01/2019	0.002
Thorium (Total)	mg/L	DG_A_I_PZ_IWB6	10/01/2019	0.002
Thorium (Total)	mg/L	DG_A_I_PZ_BW53/Puls	10/01/2019	0.002
Thorium (Total)	mg/L	DG_A_I_PZ_WRK303	14/01/2019	0.002
Thorium (Total)	mg/L	DG_A_I_PZ_WRK304	14/01/2019	0.002
Thorium (Total)	mg/L	DG_A_I_PZ_WRK302	14/01/2019	0.002
Thorium (Total)	mg/L	DG_A_I_PZ_GW06	14/01/2019	0.002
Thorium (Total)	mg/L	DG_A_I_PZ_GW08	14/01/2019	0.002
Thorium (Total)	mg/L	DG_A_I_PZ_GW01	15/01/2019	0.002
Thorium (Total)	mg/L	DG_A_I_PZ_GW05	15/01/2019	0.002
Thorium (Total)	mg/L	DG_A_I_PZ_GW04	15/01/2019	0.002
Thorium (Total)	mg/L	DG_A_I_PZ_GW03	15/01/2019	0.002
Thorium (Total)	mg/L	DG_A_I_PZ_GW02	15/01/2019	0.002
Thorium (Total)	mg/L	DG_A_I_PZ_BW05	17/01/2019	0.002
Thorium (Total)	mg/L	DG_A_I_PZ_BW28A	17/01/2019	0.002
Thorium (Total)	mg/L	DG_A_I_PZ_BW45B	17/01/2019	0.002
Thorium (Total)	mg/L	DG_A_I_PZ_GW07	17/01/2019	0.002
Thorium (Total)	mg/L	DG_A_I_PZ_WRK301	21/01/2019	0.002
Thorium (Total)	mg/L	DG_A_I_PZ_WRK300	21/01/2019	0.002
Thorium (Total)	mg/L	DG_A_I_PZ_GW08	18/02/2019	0.002
Thorium (Total)	mg/L	DG_A_I_PZ_WRK302	18/02/2019	0.002
Thorium (Total)	mg/L	DG_A_I_PZ_WRK301	18/02/2019	0.002

Variable	Unit	Sample Point	Date	Result
Thorium (Total)	mg/L	DG_A_I_PZ_WRK300	18/02/2019	0.002
Thorium (Total)	mg/L	DG_A_I_PZ_BW28A	18/02/2019	0.002
Thorium (Total)	mg/L	DG_A_I_PZ_GW07	19/02/2019	0.002
Thorium (Total)	mg/L	DG_A_I_PZ_GW05	19/02/2019	0.002
Thorium (Total)	mg/L	DG_A_I_PZ_GW03	19/02/2019	0.002
Thorium (Total)	mg/L	DG_A_I_PZ_BW53/Puls	19/02/2019	0.002
Thorium (Total)	mg/L	DG_A_I_PZ_BW45B	6/03/2019	0.002
Thorium (Total)	mg/L	DG_A_I_PZ_GW01	20/03/2019	0.002
Thorium (Total)	mg/L	DG_A_I_PZ_GW01	20/03/2019	0.002
Thorium (Total)	mg/L	DG_A_I_PZ_BW45B	20/03/2019	0.002
Thorium (Total)	mg/L	DG_A_I_PZ_BW45B	20/03/2019	0.002
Thorium (Total)	mg/L	DG_A_I_PZ_BW05	20/03/2019	0.002
Thorium (Total)	mg/L	DG_A_I_PZ_GW07	21/03/2019	0.002
Thorium (Total)	mg/L	DG_A_I_PZ_WRK300	21/03/2019	0.002
Thorium (Total)	mg/L	DG_A_I_PZ_WRK302	21/03/2019	0.002
Thorium (Total)	mg/L	DG_A_I_PZ_GW06	21/03/2019	0.002
Thorium (Total)	mg/L	DG_A_I_PZ_BW45B	15/04/2019	0.002
Thorium (Total)	mg/L	DG_A_I_PZ_GW01	15/04/2019	0.002
Thorium (Total)	mg/L	DG_A_I_PZ_WRK302	17/04/2019	0.002
Thorium (Total)	mg/L	DG_A_I_PZ_GW06	17/04/2019	0.002
Thorium (Total)	mg/L	DG_A_I_PZ_WRK300	17/04/2019	0.002
Thorium (Total)	mg/L	DG_A_I_PZ_GW01	14/05/2019	0.0095
Thorium (Total)	mg/L	DG_A_I_PZ_BW45B	14/05/2019	0.002
Thorium (Total)	mg/L	DG_A_I_PZ_WRK302	22/05/2019	0.002
Thorium (Total)	mg/L	DG_A_I_PZ_GW06	22/05/2019	0.002
Thorium (Total)	mg/L	DG_A_I_PZ_GW06	18/06/2019	0.002
Thorium (Total)	mg/L	DG_A_I_PZ_GW01	18/06/2019	0.002
Thorium (Total)	mg/L	DG_A_I_PZ_BW45B	18/06/2019	0.002
Total Dissolved Solids	mg/L	DG_A_I_PZ_IWB2	10/01/2019	2300
Total Dissolved Solids	mg/L	DG_A_I_PZ_IWB6	10/01/2019	1100
Total Dissolved Solids	mg/L	DG_A_I_PZ_BW53/Puls	10/01/2019	1400
Total Dissolved Solids	mg/L	DG_A_I_PZ_WRK303	14/01/2019	5100
Total Dissolved Solids	mg/L	DG_A_I_PZ_WRK304	14/01/2019	4600
Total Dissolved Solids	mg/L	DG_A_I_PZ_WRK302	14/01/2019	13000
Total Dissolved Solids	mg/L	DG_A_I_PZ_GW06	14/01/2019	14000
Total Dissolved Solids	mg/L	DG_A_I_PZ_GW08	14/01/2019	13000
Total Dissolved Solids	mg/L	DG_A_I_PZ_GW01	15/01/2019	6300
Total Dissolved Solids	mg/L	DG_A_I_PZ_GW05	15/01/2019	7200
Total Dissolved Solids	mg/L	DG_A_I_PZ_GW04	15/01/2019	5600
Total Dissolved Solids	mg/L	DG_A_I_PZ_GW03	15/01/2019	6500
Total Dissolved Solids	mg/L	DG_A_I_PZ_GW02	15/01/2019	4000
Total Dissolved Solids	mg/L	DG_A_I_PZ_BW05	17/01/2019	15000
Total Dissolved Solids	mg/L	DG_A_I_PZ_BW28A	17/01/2019	14000
Total Dissolved Solids	mg/L	DG_A_I_PZ_BW45B	17/01/2019	9700
Total Dissolved Solids	mg/L	DG_A_I_PZ_GW07	17/01/2019	11000
Total Dissolved Solids	mg/L	DG_A_I_PZ_WRK301	21/01/2019	6700
Total Dissolved Solids	mg/L	DG_A_I_PZ_WRK300	21/01/2019	3600
Total Dissolved Solids	mg/L	DG_A_I_PZ_GW08	18/02/2019	13000
Total Dissolved Solids	mg/L	DG_A_I_PZ_WRK302	18/02/2019	13000
Total Dissolved Solids	mg/L	DG_A_I_PZ_WRK301	18/02/2019	7000
Total Dissolved Solids	mg/L	DG_A_I_PZ_WRK300	18/02/2019	3400
Total Dissolved Solids	mg/L	DG_A_I_PZ_BW28A	18/02/2019	14000
Total Dissolved Solids	mg/L	DG_A_I_PZ_GW07	19/02/2019	12000
Total Dissolved Solids	mg/L	DG_A_I_PZ_GW05	19/02/2019	7000
Total Dissolved Solids	mg/L	DG_A_I_PZ_GW03	19/02/2019	6800
Total Dissolved Solids	mg/L	DG_A_I_PZ_BW53/Puls	19/02/2019	1900
Total Dissolved Solids	mg/L	DG_A_I_PZ_BW45B	6/03/2019	9700
Total Dissolved Solids	mg/L	DG_A_I_PZ_GW01	20/03/2019	6500
Total Dissolved Solids	mg/L	DG_A_I_PZ_GW01	20/03/2019	6300

Variable	Unit	Sample Point	Date	Result
Total Dissolved Solids	mg/L	DG_A_I_PZ_BW45B	20/03/2019	10000
Total Dissolved Solids	mg/L	DG_A_I_PZ_BW45B	20/03/2019	10000
Total Dissolved Solids	mg/L	DG_A_I_PZ_BW05	20/03/2019	16000
Total Dissolved Solids	mg/L	DG_A_I_PZ_GW07	21/03/2019	11000
Total Dissolved Solids	mg/L	DG_A_I_PZ_WRK300	21/03/2019	3700
Total Dissolved Solids	mg/L	DG_A_I_PZ_WRK302	21/03/2019	12000
Total Dissolved Solids	mg/L	DG_A_I_PZ_GW06	21/03/2019	13000
Total Dissolved Solids	mg/L	DG_A_I_PZ_BW45B	15/04/2019	10000
Total Dissolved Solids	mg/L	DG_A_I_PZ_GW01	15/04/2019	6600
Total Dissolved Solids	mg/L	DG_A_I_PZ_WRK302	17/04/2019	13000
Total Dissolved Solids	mg/L	DG_A_I_PZ_GW06	17/04/2019	14000
Total Dissolved Solids	mg/L	DG_A_I_PZ_WRK300	17/04/2019	3700
Total Dissolved Solids	mg/L	DG_A_I_PZ_GW01	14/05/2019	6200
Total Dissolved Solids	mg/L	DG_A_I_PZ_BW45B	14/05/2019	10000
Total Dissolved Solids	mg/L	DG_A_I_PZ_WRK302	22/05/2019	13000
Total Dissolved Solids	mg/L	DG_A_I_PZ_GW06	22/05/2019	13000
Total Dissolved Solids	mg/L	DG_A_I_PZ_GW06	18/06/2019	13000
Total Dissolved Solids	mg/L	DG_A_I_PZ_GW01	18/06/2019	6100
Total Dissolved Solids	mg/L	DG_A_I_PZ_BW45B	18/06/2019	9500
Uranium (Total)	mg/L	DG_A_I_PZ_IWB2	10/01/2019	0.002
Uranium (Total)	mg/L	DG_A_I_PZ_IWB2	10/01/2019	0.001
Uranium (Total)	mg/L	DG_A_I_PZ_IWB6	10/01/2019	0.002
Uranium (Total)	mg/L	DG_A_I_PZ_IWB6	10/01/2019	0.001
Uranium (Total)	mg/L	DG_A_I_PZ_BW53/Puls	10/01/2019	0.002
Uranium (Total)	mg/L	DG_A_I_PZ_BW53/Puls	10/01/2019	0.001
Uranium (Total)	mg/L	DG_A_I_PZ_WRK303	14/01/2019	0.002
Uranium (Total)	mg/L	DG_A_I_PZ_WRK303	14/01/2019	0.001
Uranium (Total)	mg/L	DG_A_I_PZ_WRK304	14/01/2019	0.002
Uranium (Total)	mg/L	DG_A_I_PZ_WRK304	14/01/2019	0.001
Uranium (Total)	mg/L	DG_A_I_PZ_WRK302	14/01/2019	0.048
Uranium (Total)	mg/L	DG_A_I_PZ_WRK302	14/01/2019	0.001
Uranium (Total)	mg/L	DG_A_I_PZ_GW06	14/01/2019	0.105
Uranium (Total)	mg/L	DG_A_I_PZ_GW06	14/01/2019	0.003
Uranium (Total)	mg/L	DG_A_I_PZ_GW08	14/01/2019	0.064
Uranium (Total)	mg/L	DG_A_I_PZ_GW08	14/01/2019	0.001
Uranium (Total)	mg/L	DG_A_I_PZ_GW01	15/01/2019	0.002
Uranium (Total)	mg/L	DG_A_I_PZ_GW01	15/01/2019	0.001
Uranium (Total)	mg/L	DG_A_I_PZ_GW05	15/01/2019	0.002
Uranium (Total)	mg/L	DG_A_I_PZ_GW05	15/01/2019	0.001
Uranium (Total)	mg/L	DG_A_I_PZ_GW04	15/01/2019	0.002
Uranium (Total)	mg/L	DG_A_I_PZ_GW04	15/01/2019	0.001
Uranium (Total)	mg/L	DG_A_I_PZ_GW03	15/01/2019	0.002
Uranium (Total)	mg/L	DG_A_I_PZ_GW03	15/01/2019	0.001
Uranium (Total)	mg/L	DG_A_I_PZ_GW02	15/01/2019	0.002
Uranium (Total)	mg/L	DG_A_I_PZ_GW02	15/01/2019	0.001
Uranium (Total)	mg/L	DG_A_I_PZ_BW05	17/01/2019	0.003
Uranium (Total)	mg/L	DG_A_I_PZ_BW05	17/01/2019	0.004
Uranium (Total)	mg/L	DG_A_I_PZ_BW28A	17/01/2019	0.12
Uranium (Total)	mg/L	DG_A_I_PZ_BW28A	17/01/2019	0.005
Uranium (Total)	mg/L	DG_A_I_PZ_BW45B	17/01/2019	0.002
Uranium (Total)	mg/L	DG_A_I_PZ_BW45B	17/01/2019	0.001
Uranium (Total)	mg/L	DG_A_I_PZ_GW07	17/01/2019	0.024
Uranium (Total)	mg/L	DG_A_I_PZ_GW07	17/01/2019	0.001
Uranium (Total)	mg/L	DG_A_I_PZ_WRK301	21/01/2019	0.017
Uranium (Total)	mg/L	DG_A_I_PZ_WRK301	21/01/2019	0.005
Uranium (Total)	mg/L	DG_A_I_PZ_WRK300	21/01/2019	0.002
Uranium (Total)	mg/L	DG_A_I_PZ_WRK300	21/01/2019	0.001
Uranium (Total)	mg/L	DG_A_I_PZ_GW08	18/02/2019	0.009
Uranium (Total)	mg/L	DG_A_I_PZ_GW08	18/02/2019	0.001

Variable	Unit	Sample Point	Date	Result
Uranium (Total)	mg/L	DG_A_I_PZ_WRK302	18/02/2019	0.046
Uranium (Total)	mg/L	DG_A_I_PZ_WRK302	18/02/2019	0.001
Uranium (Total)	mg/L	DG_A_I_PZ_WRK301	18/02/2019	0.005
Uranium (Total)	mg/L	DG_A_I_PZ_WRK301	18/02/2019	0.005
Uranium (Total)	mg/L	DG_A_I_PZ_WRK300	18/02/2019	0.002
Uranium (Total)	mg/L	DG_A_I_PZ_WRK300	18/02/2019	0.001
Uranium (Total)	mg/L	DG_A_I_PZ_BW28A	18/02/2019	0.014
Uranium (Total)	mg/L	DG_A_I_PZ_BW28A	18/02/2019	0.005
Uranium (Total)	mg/L	DG_A_I_PZ_GW07	19/02/2019	0.045
Uranium (Total)	mg/L	DG_A_I_PZ_GW07	19/02/2019	0.001
Uranium (Total)	mg/L	DG_A_I_PZ_GW05	19/02/2019	0.002
Uranium (Total)	mg/L	DG_A_I_PZ_GW05	19/02/2019	0.001
Uranium (Total)	mg/L	DG_A_I_PZ_GW03	19/02/2019	0.002
Uranium (Total)	mg/L	DG_A_I_PZ_GW03	19/02/2019	0.001
Uranium (Total)	mg/L	DG_A_I_PZ_BW53/Puls	19/02/2019	0.002
Uranium (Total)	mg/L	DG_A_I_PZ_BW53/Puls	19/02/2019	0.001
Uranium (Total)	mg/L	DG_A_I_PZ_BW45B	6/03/2019	0.002
Uranium (Total)	mg/L	DG_A_I_PZ_BW45B	6/03/2019	0.001
Uranium (Total)	mg/L	DG_A_I_PZ_BW23A	6/03/2019	0.002
Uranium (Total)	mg/L	DG_A_I_PZ_GW01	20/03/2019	0.002
Uranium (Total)	mg/L	DG_A_I_PZ_GW01	20/03/2019	0.002
Uranium (Total)	mg/L	DG_A_I_PZ_GW01	20/03/2019	0.001
Uranium (Total)	mg/L	DG_A_I_PZ_GW01	20/03/2019	0.001
Uranium (Total)	mg/L	DG_A_I_PZ_BW45B	20/03/2019	0.003
Uranium (Total)	mg/L	DG_A_I_PZ_BW45B	20/03/2019	0.021
Uranium (Total)	mg/L	DG_A_I_PZ_BW45B	20/03/2019	0.012
Uranium (Total)	mg/L	DG_A_I_PZ_BW45B	20/03/2019	0.013
Uranium (Total)	mg/L	DG_A_I_PZ_BW05	20/03/2019	0.004
Uranium (Total)	mg/L	DG_A_I_PZ_BW05	20/03/2019	0.003
Uranium (Total)	mg/L	DG_A_I_PZ_GW07	21/03/2019	0.002
Uranium (Total)	mg/L	DG_A_I_PZ_GW07	21/03/2019	0.001
Uranium (Total)	mg/L	DG_A_I_PZ_WRK300	21/03/2019	0.002
Uranium (Total)	mg/L	DG_A_I_PZ_WRK300	21/03/2019	0.002
Uranium (Total)	mg/L	DG_A_I_PZ_WRK302	21/03/2019	0.116
Uranium (Total)	mg/L	DG_A_I_PZ_WRK302	21/03/2019	0.001
Uranium (Total)	mg/L	DG_A_I_PZ_GW06	21/03/2019	0.071
Uranium (Total)	mg/L	DG_A_I_PZ_GW06	21/03/2019	0.003
Uranium (Total)	mg/L	DG_A_I_PZ_BW45B	15/04/2019	0.054
Uranium (Total)	mg/L	DG_A_I_PZ_BW45B	15/04/2019	0.005
Uranium (Total)	mg/L	DG_A_I_PZ_GW01	15/04/2019	0.002
Uranium (Total)	mg/L	DG_A_I_PZ_GW01	15/04/2019	0.001
Uranium (Total)	mg/L	DG_A_I_PZ_WRK302	17/04/2019	0.018
Uranium (Total)	mg/L	DG_A_I_PZ_WRK302	17/04/2019	0.001
Uranium (Total)	mg/L	DG_A_I_PZ_GW06	17/04/2019	0.089
Uranium (Total)	mg/L	DG_A_I_PZ_GW06	17/04/2019	0.002
Uranium (Total)	mg/L	DG_A_I_PZ_WRK300	17/04/2019	0.002
Uranium (Total)	mg/L	DG_A_I_PZ_WRK300	17/04/2019	0.001
Uranium (Total)	mg/L	DG_A_I_PZ_GW01	14/05/2019	0.002
Uranium (Total)	mg/L	DG_A_I_PZ_GW01	14/05/2019	0.009
Uranium (Total)	mg/L	DG_A_I_PZ_BW45B	14/05/2019	0.008
Uranium (Total)	mg/L	DG_A_I_PZ_BW45B	14/05/2019	0.015
Uranium (Total)	mg/L	DG_A_I_PZ_WRK302	22/05/2019	0.002
Uranium (Total)	mg/L	DG_A_I_PZ_WRK302	22/05/2019	0.001
Uranium (Total)	mg/L	DG_A_I_PZ_GW06	22/05/2019	0.079
Uranium (Total)	mg/L	DG_A_I_PZ_GW06	22/05/2019	0.002
Uranium (Total)	mg/L	DG_A_I_PZ_GW06	18/06/2019	0.003
Uranium (Total)	mg/L	DG_A_I_PZ_GW01	18/06/2019	0.002
Uranium (Total)	mg/L	DG_A_I_PZ_BW45B	18/06/2019	0.018
Uranium (Total)	mg/L	DG_A_I_PZ_BW45B	18/06/2019	0.012

Variable	Unit	Sample Point	Date	Result
Uranium (Total)	mg/L	DG_A_I_PZ_GW01	18/06/2019	0.002
Uranium (Total)	mg/L	DG_A_I_PZ_GW06	18/06/2019	0.002
Uranium 238	Bq/L	DG_A_I_PZ_IWB2	10/01/2019	0.025
Uranium 238	Bq/L	DG_A_I_PZ_IWB6	10/01/2019	0.025
Uranium 238	Bq/L	DG_A_I_PZ_BW53/Puls	10/01/2019	0.025
Uranium 238	Bq/L	DG_A_I_PZ_WRK303	14/01/2019	0.025
Uranium 238	Bq/L	DG_A_I_PZ_WRK304	14/01/2019	0.025
Uranium 238	Bq/L	DG_A_I_PZ_WRK302	14/01/2019	0.593
Uranium 238	Bq/L	DG_A_I_PZ_GW06	14/01/2019	1.3
Uranium 238	Bq/L	DG_A_I_PZ_GW08	14/01/2019	0.79
Uranium 238	Bq/L	DG_A_I_PZ_GW01	15/01/2019	0.025
Uranium 238	Bq/L	DG_A_I_PZ_GW05	15/01/2019	0.025
Uranium 238	Bq/L	DG_A_I_PZ_GW04	15/01/2019	0.025
Uranium 238	Bq/L	DG_A_I_PZ_GW03	15/01/2019	0.025
Uranium 238	Bq/L	DG_A_I_PZ_GW02	15/01/2019	0.025
Uranium 238	Bq/L	DG_A_I_PZ_BW05	17/01/2019	0.037
Uranium 238	Bq/L	DG_A_I_PZ_BW28A	17/01/2019	1.48
Uranium 238	Bq/L	DG_A_I_PZ_BW45B	17/01/2019	0.025
Uranium 238	Bq/L	DG_A_I_PZ_GW07	17/01/2019	0.296
Uranium 238	Bq/L	DG_A_I_PZ_WRK301	21/01/2019	0.21
Uranium 238	Bq/L	DG_A_I_PZ_WRK300	21/01/2019	0.025
Uranium 238	Bq/L	DG_A_I_PZ_GW08	18/02/2019	0.111
Uranium 238	Bq/L	DG_A_I_PZ_WRK302	18/02/2019	0.568
Uranium 238	Bq/L	DG_A_I_PZ_WRK301	18/02/2019	0.062
Uranium 238	Bq/L	DG_A_I_PZ_WRK300	18/02/2019	0.025
Uranium 238	Bq/L	DG_A_I_PZ_BW28A	18/02/2019	0.173
Uranium 238	Bq/L	DG_A_I_PZ_GW07	19/02/2019	0.556
Uranium 238	Bq/L	DG_A_I_PZ_GW05	19/02/2019	0.025
Uranium 238	Bq/L	DG_A_I_PZ_GW03	19/02/2019	0.025
Uranium 238	Bq/L	DG_A_I_PZ_BW53/Puls	19/02/2019	0.025
Uranium 238	Bq/L	DG_A_I_PZ_BW45B	6/03/2019	0.025
Uranium 238	Bq/L	DG_A_I_PZ_BW23A	6/03/2019	0.025
Uranium 238	Bq/L	DG_A_I_PZ_GW01	20/03/2019	0.025
Uranium 238	Bq/L	DG_A_I_PZ_GW01	20/03/2019	0.025
Uranium 238	Bq/L	DG_A_I_PZ_BW45B	20/03/2019	0.037
Uranium 238	Bq/L	DG_A_I_PZ_BW45B	20/03/2019	0.259
Uranium 238	Bq/L	DG_A_I_PZ_BW05	20/03/2019	0.049
Uranium 238	Bq/L	DG_A_I_PZ_GW07	21/03/2019	0.025
Uranium 238	Bq/L	DG_A_I_PZ_WRK300	21/03/2019	0.025
Uranium 238	Bq/L	DG_A_I_PZ_WRK302	21/03/2019	1.43
Uranium 238	Bq/L	DG_A_I_PZ_GW06	21/03/2019	0.877
Uranium 238	Bq/L	DG_A_I_PZ_BW45B	15/04/2019	0.667
Uranium 238	Bq/L	DG_A_I_PZ_GW01	15/04/2019	0.025
Uranium 238	Bq/L	DG_A_I_PZ_WRK302	17/04/2019	0.222
Uranium 238	Bq/L	DG_A_I_PZ_GW06	17/04/2019	1.1
Uranium 238	Bq/L	DG_A_I_PZ_WRK300	17/04/2019	0.025
Uranium 238	Bq/L	DG_A_I_PZ_GW01	14/05/2019	0.025
Uranium 238	Bq/L	DG_A_I_PZ_BW45B	14/05/2019	0.099
Uranium 238	Bq/L	DG_A_I_PZ_WRK302	22/05/2019	0.025
Uranium 238	Bq/L	DG_A_I_PZ_GW06	22/05/2019	0.975
Uranium 238	Bq/L	DG_A_I_PZ_BW45B	18/06/2019	0.222
Uranium 238	Bq/L	DG_A_I_PZ_GW01	18/06/2019	0.025
Uranium 238	Bq/L	DG_A_I_PZ_GW06	18/06/2019	0.025
Zinc (Total)	mg/L	DG_A_I_PZ_IWB2	10/01/2019	0.003
Zinc (Total)	mg/L	DG_A_I_PZ_IWB6	10/01/2019	0.003
Zinc (Total)	mg/L	DG_A_I_PZ_BW53/Puls	10/01/2019	0.018
Zinc (Total)	mg/L	DG_A_I_PZ_WRK303	14/01/2019	0.004
Zinc (Total)	mg/L	DG_A_I_PZ_WRK304	14/01/2019	0.005
Zinc (Total)	mg/L	DG_A_I_PZ_WRK302	14/01/2019	0.01

Variable	Unit	Sample Point	Date	Result
Zinc (Total)	mg/L	DG_A_I_PZ_GW06	14/01/2019	0.006
Zinc (Total)	mg/L	DG_A_I_PZ_GW08	14/01/2019	0.014
Zinc (Total)	mg/L	DG_A_I_PZ_GW01	15/01/2019	0.015
Zinc (Total)	mg/L	DG_A_I_PZ_GW05	15/01/2019	0.008
Zinc (Total)	mg/L	DG_A_I_PZ_GW04	15/01/2019	0.011
Zinc (Total)	mg/L	DG_A_I_PZ_GW03	15/01/2019	0.018
Zinc (Total)	mg/L	DG_A_I_PZ_GW02	15/01/2019	0.021
Zinc (Total)	mg/L	DG_A_I_PZ_BW05	17/01/2019	0.004
Zinc (Total)	mg/L	DG_A_I_PZ_BW28A	17/01/2019	0.004
Zinc (Total)	mg/L	DG_A_I_PZ_BW45B	17/01/2019	0.028
Zinc (Total)	mg/L	DG_A_I_PZ_GW07	17/01/2019	0.006
Zinc (Total)	mg/L	DG_A_I_PZ_WRK301	21/01/2019	0.018
Zinc (Total)	mg/L	DG_A_I_PZ_WRK300	21/01/2019	0.022
Zinc (Total)	mg/L	DG_A_I_PZ_GW08	18/02/2019	0.019
Zinc (Total)	mg/L	DG_A_I_PZ_WRK302	18/02/2019	0.007
Zinc (Total)	mg/L	DG_A_I_PZ_WRK301	18/02/2019	0.012
Zinc (Total)	mg/L	DG_A_I_PZ_WRK300	18/02/2019	0.04
Zinc (Total)	mg/L	DG_A_I_PZ_BW28A	18/02/2019	0.006
Zinc (Total)	mg/L	DG_A_I_PZ_GW07	19/02/2019	0.005
Zinc (Total)	mg/L	DG_A_I_PZ_GW05	19/02/2019	0.004
Zinc (Total)	mg/L	DG_A_I_PZ_GW03	19/02/2019	0.013
Zinc (Total)	mg/L	DG_A_I_PZ_BW53/Puls	19/02/2019	0.01
Zinc (Total)	mg/L	DG_A_I_PZ_BW45B	6/03/2019	0.11
Zinc (Total)	mg/L	DG_A_I_PZ_GW01	20/03/2019	0.014
Zinc (Total)	mg/L	DG_A_I_PZ_GW01	20/03/2019	0.015
Zinc (Total)	mg/L	DG_A_I_PZ_BW45B	20/03/2019	0.023
Zinc (Total)	mg/L	DG_A_I_PZ_BW45B	20/03/2019	0.023
Zinc (Total)	mg/L	DG_A_I_PZ_BW05	20/03/2019	0.001
Zinc (Total)	mg/L	DG_A_I_PZ_GW07	21/03/2019	0.007
Zinc (Total)	mg/L	DG_A_I_PZ_WRK300	21/03/2019	0.038
Zinc (Total)	mg/L	DG_A_I_PZ_WRK302	21/03/2019	0.016
Zinc (Total)	mg/L	DG_A_I_PZ_GW06	21/03/2019	0.009
Zinc (Total)	mg/L	DG_A_I_PZ_BW45B	15/04/2019	0.047
Zinc (Total)	mg/L	DG_A_I_PZ_GW01	15/04/2019	0.02
Zinc (Total)	mg/L	DG_A_I_PZ_WRK302	17/04/2019	0.009
Zinc (Total)	mg/L	DG_A_I_PZ_GW06	17/04/2019	0.004
Zinc (Total)	mg/L	DG_A_I_PZ_WRK300	17/04/2019	0.017
Zinc (Total)	mg/L	DG_A_I_PZ_GW01	14/05/2019	0.019
Zinc (Total)	mg/L	DG_A_I_PZ_BW45B	14/05/2019	0.024
Zinc (Total)	mg/L	DG_A_I_PZ_WRK302	22/05/2019	0.01
Zinc (Total)	mg/L	DG_A_I_PZ_GW06	22/05/2019	0.004
Zinc (Total)	mg/L	DG_A_I_PZ_GW06	18/06/2019	0.023
Zinc (Total)	mg/L	DG_A_I_PZ_GW01	18/06/2019	0.04
Zinc (Total)	mg/L	DG_A_I_PZ_BW45B	18/06/2019	0.069

Appendix C: Monitoring Data (Field) – Groundwater

Variable	Unit	Sample Point	Date	Result
Dissolved Oxygen	mg/L	DG_A_I_PZ_IWB2	10/01/2019	0.2
Dissolved Oxygen	mg/L	DG_A_I_PZ_IWB2	10/01/2019	0.2
Dissolved Oxygen	%	DG_A_I_PZ_IWB2	10/01/2019	5
Dissolved Oxygen	mg/L	DG_A_I_PZ_IWB6	10/01/2019	4
Dissolved Oxygen	mg/L	DG_A_I_PZ_IWB6	10/01/2019	4
Dissolved Oxygen	%	DG_A_I_PZ_IWB6	10/01/2019	44
Dissolved Oxygen	mg/L	DG_A_I_PZ_BW53/Puls	10/01/2019	1
Dissolved Oxygen	mg/L	DG_A_I_PZ_BW53/Puls	10/01/2019	1
Dissolved Oxygen	%	DG_A_I_PZ_BW53/Puls	10/01/2019	10
Dissolved Oxygen	mg/L	DG_A_I_PZ_WRK303	14/01/2019	9.8
Dissolved Oxygen	mg/L	DG_A_I_PZ_WRK303	14/01/2019	9.8
Dissolved Oxygen	%	DG_A_I_PZ_WRK303	14/01/2019	117
Dissolved Oxygen	mg/L	DG_A_I_PZ_WRK304	14/01/2019	11.3
Dissolved Oxygen	mg/L	DG_A_I_PZ_WRK304	14/01/2019	11.3
Dissolved Oxygen	%	DG_A_I_PZ_WRK304	14/01/2019	128
Dissolved Oxygen	mg/L	DG_A_I_PZ_WRK302	14/01/2019	4.9
Dissolved Oxygen	mg/L	DG_A_I_PZ_WRK302	14/01/2019	4.9
Dissolved Oxygen	%	DG_A_I_PZ_WRK302	14/01/2019	55
Dissolved Oxygen	mg/L	DG_A_I_PZ_GW06	14/01/2019	8.4
Dissolved Oxygen	mg/L	DG_A_I_PZ_GW06	14/01/2019	8.4
Dissolved Oxygen	%	DG_A_I_PZ_GW06	14/01/2019	108
Dissolved Oxygen	mg/L	DG_A_I_PZ_GW08	14/01/2019	2.5
Dissolved Oxygen	mg/L	DG_A_I_PZ_GW08	14/01/2019	2.5
Dissolved Oxygen	%	DG_A_I_PZ_GW08	14/01/2019	29
Dissolved Oxygen	mg/L	DG_A_I_PZ_GW02	15/01/2019	1.3
Dissolved Oxygen	mg/L	DG_A_I_PZ_GW01	15/01/2019	6.6
Dissolved Oxygen	mg/L	DG_A_I_PZ_GW01	15/01/2019	6.6
Dissolved Oxygen	%	DG_A_I_PZ_GW01	15/01/2019	86
Dissolved Oxygen	mg/L	DG_A_I_PZ_GW05	15/01/2019	2.8
Dissolved Oxygen	mg/L	DG_A_I_PZ_GW05	15/01/2019	2.8
Dissolved Oxygen	%	DG_A_I_PZ_GW05	15/01/2019	39
Dissolved Oxygen	mg/L	DG_A_I_PZ_GW04	15/01/2019	3.8
Dissolved Oxygen	mg/L	DG_A_I_PZ_GW04	15/01/2019	3.8
Dissolved Oxygen	%	DG_A_I_PZ_GW04	15/01/2019	39
Dissolved Oxygen	mg/L	DG_A_I_PZ_GW03	15/01/2019	0.6
Dissolved Oxygen	mg/L	DG_A_I_PZ_GW03	15/01/2019	0.6
Dissolved Oxygen	%	DG_A_I_PZ_GW03	15/01/2019	5
Dissolved Oxygen	mg/L	DG_A_I_PZ_GW02	15/01/2019	1.3
Dissolved Oxygen	mg/L	DG_A_I_PZ_GW02	15/01/2019	1.3
Dissolved Oxygen	%	DG_A_I_PZ_GW02	15/01/2019	14
Dissolved Oxygen	mg/L	DG_A_I_PZ_BW05	17/01/2019	0.3
Dissolved Oxygen	mg/L	DG_A_I_PZ_BW05	17/01/2019	0.3
Dissolved Oxygen	%	DG_A_I_PZ_BW05	17/01/2019	4
Dissolved Oxygen	mg/L	DG_A_I_PZ_BW28A	17/01/2019	0
Dissolved Oxygen	mg/L	DG_A_I_PZ_BW28A	17/01/2019	0
Dissolved Oxygen	%	DG_A_I_PZ_BW28A	17/01/2019	0
Dissolved Oxygen	mg/L	DG_A_I_PZ_BW45B	17/01/2019	1.6
Dissolved Oxygen	mg/L	DG_A_I_PZ_BW45B	17/01/2019	1.6
Dissolved Oxygen	%	DG_A_I_PZ_BW45B	17/01/2019	22
Dissolved Oxygen	mg/L	DG_A_I_PZ_GW07	17/01/2019	8.5

Variable	Unit	Sample Point	Date	Result
Dissolved Oxygen	mg/L	DG_A_I_PZ_GW07	17/01/2019	8.3
Dissolved Oxygen	%	DG_A_I_PZ_GW07	17/01/2019	110
Dissolved Oxygen	mg/L	DG_A_I_PZ_WRK301	21/01/2019	0.7
Dissolved Oxygen	mg/L	DG_A_I_PZ_WRK301	21/01/2019	0.7
Dissolved Oxygen	%	DG_A_I_PZ_WRK301	21/01/2019	28
Dissolved Oxygen	mg/L	DG_A_I_PZ_WRK300	21/01/2019	3.4
Dissolved Oxygen	mg/L	DG_A_I_PZ_WRK300	21/01/2019	3.4
Dissolved Oxygen	%	DG_A_I_PZ_WRK300	21/01/2019	38
Dissolved Oxygen	mg/L	DG_A_I_PZ_GW02	15/02/2019	0.3
Dissolved Oxygen	mg/L	DG_A_I_PZ_GW01	15/02/2019	6.3
Dissolved Oxygen	mg/L	DG_A_I_PZ_GW04	15/02/2019	3.4
Dissolved Oxygen	mg/L	DG_A_I_PZ_GW06	15/02/2019	8.1
Dissolved Oxygen	mg/L	DG_A_I_PZ_GW08	18/02/2019	1
Dissolved Oxygen	mg/L	DG_A_I_PZ_GW08	18/02/2019	1
Dissolved Oxygen	%	DG_A_I_PZ_GW08	18/02/2019	11
Dissolved Oxygen	mg/L	DG_A_I_PZ_WRK302	18/02/2019	4.7
Dissolved Oxygen	mg/L	DG_A_I_PZ_WRK302	18/02/2019	4.7
Dissolved Oxygen	%	DG_A_I_PZ_WRK302	18/02/2019	54
Dissolved Oxygen	mg/L	DG_A_I_PZ_WRK301	18/02/2019	1.9
Dissolved Oxygen	mg/L	DG_A_I_PZ_WRK301	18/02/2019	1.9
Dissolved Oxygen	%	DG_A_I_PZ_WRK301	18/02/2019	22
Dissolved Oxygen	mg/L	DG_A_I_PZ_WRK300	18/02/2019	5.1
Dissolved Oxygen	mg/L	DG_A_I_PZ_WRK300	18/02/2019	5.1
Dissolved Oxygen	%	DG_A_I_PZ_WRK300	18/02/2019	72
Dissolved Oxygen	mg/L	DG_A_I_PZ_BW28A	18/02/2019	0
Dissolved Oxygen	mg/L	DG_A_I_PZ_BW28A	18/02/2019	0
Dissolved Oxygen	%	DG_A_I_PZ_BW28A	18/02/2019	0
Dissolved Oxygen	mg/L	DG_A_I_PZ_GW07	19/02/2019	8.3
Dissolved Oxygen	mg/L	DG_A_I_PZ_GW07	19/02/2019	8.3
Dissolved Oxygen	%	DG_A_I_PZ_GW07	19/02/2019	96
Dissolved Oxygen	mg/L	DG_A_I_PZ_GW05	19/02/2019	2.3
Dissolved Oxygen	mg/L	DG_A_I_PZ_GW05	19/02/2019	2.3
Dissolved Oxygen	%	DG_A_I_PZ_GW05	19/02/2019	27
Dissolved Oxygen	mg/L	DG_A_I_PZ_GW03	19/02/2019	1
Dissolved Oxygen	mg/L	DG_A_I_PZ_GW03	19/02/2019	1
Dissolved Oxygen	%	DG_A_I_PZ_GW03	19/02/2019	21
Dissolved Oxygen	mg/L	DG_A_I_PZ_BW53/Puls	19/02/2019	0.1
Dissolved Oxygen	mg/L	DG_A_I_PZ_BW53/Puls	19/02/2019	0.1
Dissolved Oxygen	%	DG_A_I_PZ_BW53/Puls	19/02/2019	6
Dissolved Oxygen	mg/L	DG_A_I_PZ_WRK303	20/02/2019	9.1
Dissolved Oxygen	mg/L	DG_A_I_PZ_WRK304	20/02/2019	11
Dissolved Oxygen	mg/L	DG_A_I_PZ_BW45B	20/02/2019	2.6
Dissolved Oxygen	mg/L	DG_A_I_PZ_BW45B	6/03/2019	0.6
Dissolved Oxygen	mg/L	DG_A_I_PZ_BW45B	6/03/2019	0.58
Dissolved Oxygen	%	DG_A_I_PZ_BW45B	6/03/2019	6.5
Dissolved Oxygen	mg/L	DG_A_I_PZ_GW01	20/03/2019	5.9
Dissolved Oxygen	mg/L	DG_A_I_PZ_GW01	20/03/2019	5.9
Dissolved Oxygen	mg/L	DG_A_I_PZ_GW01	20/03/2019	5.9
Dissolved Oxygen	%	DG_A_I_PZ_GW01	20/03/2019	70
Dissolved Oxygen	%	DG_A_I_PZ_GW01	20/03/2019	70
Dissolved Oxygen	mg/L	DG_A_I_PZ_BW45B	20/03/2019	2.9
Dissolved Oxygen	mg/L	DG_A_I_PZ_BW45B	20/03/2019	2.9

Variable	Unit	Sample Point	Date	Result
Dissolved Oxygen	mg/L	DG_A_I_PZ_BW45B	20/03/2019	2.9
Dissolved Oxygen	%	DG_A_I_PZ_BW45B	20/03/2019	52
Dissolved Oxygen	%	DG_A_I_PZ_BW45B	20/03/2019	52
Dissolved Oxygen	mg/L	DG_A_I_PZ_BW05	20/03/2019	0.2
Dissolved Oxygen	mg/L	DG_A_I_PZ_BW05	20/03/2019	0.2
Dissolved Oxygen	%	DG_A_I_PZ_BW05	20/03/2019	1
Dissolved Oxygen	mg/L	DG_A_I_PZ_GW07	21/03/2019	7.7
Dissolved Oxygen	mg/L	DG_A_I_PZ_GW07	21/03/2019	7.7
Dissolved Oxygen	%	DG_A_I_PZ_GW07	21/03/2019	96
Dissolved Oxygen	mg/L	DG_A_I_PZ_WRK300	21/03/2019	1.7
Dissolved Oxygen	mg/L	DG_A_I_PZ_WRK300	21/03/2019	1.7
Dissolved Oxygen	%	DG_A_I_PZ_WRK300	21/03/2019	20
Dissolved Oxygen	mg/L	DG_A_I_PZ_WRK302	21/03/2019	4.5
Dissolved Oxygen	mg/L	DG_A_I_PZ_WRK302	21/03/2019	4.5
Dissolved Oxygen	%	DG_A_I_PZ_WRK302	21/03/2019	71
Dissolved Oxygen	mg/L	DG_A_I_PZ_GW06	21/03/2019	7.4
Dissolved Oxygen	mg/L	DG_A_I_PZ_GW06	21/03/2019	7.4
Dissolved Oxygen	%	DG_A_I_PZ_GW06	21/03/2019	93
Dissolved Oxygen	mg/L	DG_A_I_PZ_IWB2	10/04/2019	0.2
Dissolved Oxygen	mg/L	DG_A_I_PZ_IWB6	10/04/2019	5
Dissolved Oxygen	mg/L	DG_A_I_PZ_GW03	10/04/2019	1
Dissolved Oxygen	mg/L	DG_A_I_PZ_GW02	10/04/2019	3.7
Dissolved Oxygen	mg/L	DG_A_I_PZ_GW07	10/04/2019	8.2
Dissolved Oxygen	mg/L	DG_A_I_PZ_BW45B	11/04/2019	0.5
Dissolved Oxygen	mg/L	DG_A_I_PZ_GW05	11/04/2019	0.3
Dissolved Oxygen	mg/L	DG_A_I_PZ_GW04	11/04/2019	1
Dissolved Oxygen	mg/L	DG_A_I_PZ_GW01	11/04/2019	5.8
Dissolved Oxygen	mg/L	DG_A_I_PZ_GW08	12/04/2019	4.4
Dissolved Oxygen	mg/L	DG_A_I_PZ_WRK302	12/04/2019	4.4
Dissolved Oxygen	mg/L	DG_A_I_PZ_GW06	12/04/2019	7.6
Dissolved Oxygen	mg/L	DG_A_I_PZ_WRK300	12/04/2019	1.4
Dissolved Oxygen	mg/L	DG_A_I_PZ_BW45B	15/04/2019	1
Dissolved Oxygen	mg/L	DG_A_I_PZ_BW45B	15/04/2019	1
Dissolved Oxygen	%	DG_A_I_PZ_BW45B	15/04/2019	15
Dissolved Oxygen	mg/L	DG_A_I_PZ_GW01	15/04/2019	6
Dissolved Oxygen	mg/L	DG_A_I_PZ_GW01	15/04/2019	6
Dissolved Oxygen	%	DG_A_I_PZ_GW01	15/04/2019	61
Dissolved Oxygen	mg/L	DG_A_I_PZ_WRK302	17/04/2019	4.4
Dissolved Oxygen	mg/L	DG_A_I_PZ_WRK302	17/04/2019	4.4
Dissolved Oxygen	%	DG_A_I_PZ_WRK302	17/04/2019	52
Dissolved Oxygen	mg/L	DG_A_I_PZ_GW06	17/04/2019	8.7
Dissolved Oxygen	mg/L	DG_A_I_PZ_GW06	17/04/2019	8.7
Dissolved Oxygen	%	DG_A_I_PZ_GW06	17/04/2019	97
Dissolved Oxygen	mg/L	DG_A_I_PZ_WRK300	17/04/2019	1
Dissolved Oxygen	mg/L	DG_A_I_PZ_WRK300	17/04/2019	1
Dissolved Oxygen	%	DG_A_I_PZ_WRK300	17/04/2019	12
Dissolved Oxygen	mg/L	DG_A_I_PZ_WRK303	18/04/2019	7.8
Dissolved Oxygen	mg/L	DG_A_I_PZ_WRK304	18/04/2019	10.6
Dissolved Oxygen	mg/L	DG_A_I_PZ_WRK301	18/04/2019	1
Dissolved Oxygen	mg/L	DG_A_I_PZ_GW01	14/05/2019	5.1
Dissolved Oxygen	mg/L	DG_A_I_PZ_BW45B	14/05/2019	4.7
Dissolved Oxygen	mg/L	DG_A_I_PZ_GW05	14/05/2019	4

Variable	Unit	Sample Point	Date	Result
Dissolved Oxygen	mg/L	DG_A_I_PZ_GW04	14/05/2019	4.6
Dissolved Oxygen	mg/L	DG_A_I_PZ_GW03	21/05/2019	0.7
Dissolved Oxygen	mg/L	DG_A_I_PZ_GW02	21/05/2019	2.1
Dissolved Oxygen	mg/L	DG_A_I_PZ_WRK300	21/05/2019	1.5
Dissolved Oxygen	mg/L	DG_A_I_PZ_GW07	21/05/2019	7.7
Dissolved Oxygen	mg/L	DG_A_I_PZ_WRK302	22/05/2019	4.5
Dissolved Oxygen	mg/L	DG_A_I_PZ_GW06	22/05/2019	7.7
Dissolved Oxygen	mg/L	DG_A_I_PZ_GW08	22/05/2019	1
Dissolved Oxygen	mg/L	DG_A_I_PZ_WRK303	22/05/2019	8.4
Dissolved Oxygen	mg/L	DG_A_I_PZ_WRK304	22/05/2019	10
Dissolved Oxygen	mg/L	DG_A_I_PZ_WRK301	23/05/2019	1
Dissolved Oxygen	mg/L	DG_A_I_PZ_GW03	7/06/2019	0.4
Dissolved Oxygen	mg/L	DG_A_I_PZ_GW02	7/06/2019	0
Dissolved Oxygen	mg/L	DG_A_I_PZ_GW05	7/06/2019	5.2
Dissolved Oxygen	mg/L	DG_A_I_PZ_GW04	7/06/2019	5.7
Dissolved Oxygen	mg/L	DG_A_I_PZ_GW07	12/06/2019	7.7
Dissolved Oxygen	mg/L	DG_A_I_PZ_WRK302	14/06/2019	4.3
Dissolved Oxygen	mg/L	DG_A_I_PZ_WRK301	14/06/2019	1
Dissolved Oxygen	mg/L	DG_A_I_PZ_GW06	14/06/2019	8
Dissolved Oxygen	mg/L	DG_A_I_PZ_BW45B	18/06/2019	2.5
Dissolved Oxygen	mg/L	DG_A_I_PZ_GW01	18/06/2019	5.1
Dissolved Oxygen	mg/L	DG_A_I_PZ_GW06	18/06/2019	7.7
Dissolved Oxygen	mg/L	DG_A_I_PZ_WRK303	19/06/2019	8.2
Dissolved Oxygen	mg/L	DG_A_I_PZ_WRK304	19/06/2019	10.7
Dissolved Oxygen	mg/L	DG_A_I_PZ_WRK300	19/06/2019	2.5
Dissolved Oxygen Field	%	DG_A_I_PZ_IWB2	10/01/2019	5
Dissolved Oxygen Field	%	DG_A_I_PZ_IWB6	10/01/2019	44
Dissolved Oxygen Field	%	DG_A_I_PZ_BW53/Puls	10/01/2019	10
Dissolved Oxygen Field	%	DG_A_I_PZ_WRK303	14/01/2019	117
Dissolved Oxygen Field	%	DG_A_I_PZ_WRK304	14/01/2019	128
Dissolved Oxygen Field	%	DG_A_I_PZ_WRK302	14/01/2019	55
Dissolved Oxygen Field	%	DG_A_I_PZ_GW06	14/01/2019	108
Dissolved Oxygen Field	%	DG_A_I_PZ_GW08	14/01/2019	29
Dissolved Oxygen Field	%	DG_A_I_PZ_GW01	15/01/2019	86
Dissolved Oxygen Field	%	DG_A_I_PZ_GW05	15/01/2019	39
Dissolved Oxygen Field	%	DG_A_I_PZ_GW04	15/01/2019	39
Dissolved Oxygen Field	%	DG_A_I_PZ_GW03	15/01/2019	5
Dissolved Oxygen Field	%	DG_A_I_PZ_GW02	15/01/2019	14
Dissolved Oxygen Field	%	DG_A_I_PZ_BW05	17/01/2019	4
Dissolved Oxygen Field	%	DG_A_I_PZ_BW28A	17/01/2019	0
Dissolved Oxygen Field	%	DG_A_I_PZ_BW45B	17/01/2019	22
Dissolved Oxygen Field	%	DG_A_I_PZ_GW07	17/01/2019	107
Dissolved Oxygen Field	%	DG_A_I_PZ_WRK301	21/01/2019	28
Dissolved Oxygen Field	%	DG_A_I_PZ_WRK300	21/01/2019	38
Dissolved Oxygen Field	%	DG_A_I_PZ_GW02	15/02/2019	2
Dissolved Oxygen Field	%	DG_A_I_PZ_GW01	15/02/2019	72
Dissolved Oxygen Field	%	DG_A_I_PZ_GW04	15/02/2019	41
Dissolved Oxygen Field	%	DG_A_I_PZ_GW06	15/02/2019	101
Dissolved Oxygen Field	%	DG_A_I_PZ_GW08	18/02/2019	11
Dissolved Oxygen Field	%	DG_A_I_PZ_WRK302	18/02/2019	54
Dissolved Oxygen Field	%	DG_A_I_PZ_WRK301	18/02/2019	22
Dissolved Oxygen Field	%	DG_A_I_PZ_WRK300	18/02/2019	72

Variable	Unit	Sample Point	Date	Result
Dissolved Oxygen Field	%	DG_A_I_PZ_BW28A	18/02/2019	0
Dissolved Oxygen Field	%	DG_A_I_PZ_GW07	19/02/2019	96
Dissolved Oxygen Field	%	DG_A_I_PZ_GW05	19/02/2019	27
Dissolved Oxygen Field	%	DG_A_I_PZ_GW03	19/02/2019	21
Dissolved Oxygen Field	%	DG_A_I_PZ_BW53/Puls	19/02/2019	6
Dissolved Oxygen Field	%	DG_A_I_PZ_WRK303	20/02/2019	103
Dissolved Oxygen Field	%	DG_A_I_PZ_WRK304	20/02/2019	124
Dissolved Oxygen Field	%	DG_A_I_PZ_BW45B	20/02/2019	41
Dissolved Oxygen Field	%	DG_A_I_PZ_BW45B	6/03/2019	6.5
Dissolved Oxygen Field	%	DG_A_I_PZ_GW01	20/03/2019	70
Dissolved Oxygen Field	%	DG_A_I_PZ_BW45B	20/03/2019	52
Dissolved Oxygen Field	%	DG_A_I_PZ_BW05	20/03/2019	1
Dissolved Oxygen Field	%	DG_A_I_PZ_GW07	21/03/2019	90
Dissolved Oxygen Field	%	DG_A_I_PZ_WRK300	21/03/2019	20
Dissolved Oxygen Field	%	DG_A_I_PZ_WRK302	21/03/2019	71
Dissolved Oxygen Field	%	DG_A_I_PZ_GW06	21/03/2019	93
Dissolved Oxygen Field	%	DG_A_I_PZ_IWB2	10/04/2019	3
Dissolved Oxygen Field	%	DG_A_I_PZ_IWB6	10/04/2019	51
Dissolved Oxygen Field	%	DG_A_I_PZ_GW03	10/04/2019	13
Dissolved Oxygen Field	%	DG_A_I_PZ_GW02	10/04/2019	40
Dissolved Oxygen Field	%	DG_A_I_PZ_GW07	10/04/2019	105
Dissolved Oxygen Field	%	DG_A_I_PZ_BW45B	11/04/2019	5
Dissolved Oxygen Field	%	DG_A_I_PZ_GW05	11/04/2019	2
Dissolved Oxygen Field	%	DG_A_I_PZ_GW04	11/04/2019	18
Dissolved Oxygen Field	%	DG_A_I_PZ_GW01	11/04/2019	64
Dissolved Oxygen Field	%	DG_A_I_PZ_GW08	12/04/2019	54
Dissolved Oxygen Field	%	DG_A_I_PZ_WRK302	12/04/2019	51
Dissolved Oxygen Field	%	DG_A_I_PZ_GW06	12/04/2019	91
Dissolved Oxygen Field	%	DG_A_I_PZ_WRK300	12/04/2019	17
Dissolved Oxygen Field	%	DG_A_I_PZ_BW45B	15/04/2019	15
Dissolved Oxygen Field	%	DG_A_I_PZ_GW01	15/04/2019	61
Dissolved Oxygen Field	%	DG_A_I_PZ_WRK302	17/04/2019	52
Dissolved Oxygen Field	%	DG_A_I_PZ_GW06	17/04/2019	97
Dissolved Oxygen Field	%	DG_A_I_PZ_WRK300	17/04/2019	12
Dissolved Oxygen Field	%	DG_A_I_PZ_WRK303	18/04/2019	89
Dissolved Oxygen Field	%	DG_A_I_PZ_WRK304	18/04/2019	117
Dissolved Oxygen Field	%	DG_A_I_PZ_WRK301	18/04/2019	13
Dissolved Oxygen Field	%	DG_A_I_PZ_GW01	14/05/2019	53
Dissolved Oxygen Field	%	DG_A_I_PZ_BW45B	14/05/2019	54
Dissolved Oxygen Field	%	DG_A_I_PZ_GW05	14/05/2019	49
Dissolved Oxygen Field	%	DG_A_I_PZ_GW04	14/05/2019	61
Dissolved Oxygen Field	%	DG_A_I_PZ_GW03	21/05/2019	7
Dissolved Oxygen Field	%	DG_A_I_PZ_GW02	21/05/2019	23
Dissolved Oxygen Field	%	DG_A_I_PZ_WRK300	21/05/2019	34
Dissolved Oxygen Field	%	DG_A_I_PZ_GW07	21/05/2019	94
Dissolved Oxygen Field	%	DG_A_I_PZ_WRK302	22/05/2019	50
Dissolved Oxygen Field	%	DG_A_I_PZ_GW06	22/05/2019	88
Dissolved Oxygen Field	%	DG_A_I_PZ_GW08	22/05/2019	7
Dissolved Oxygen Field	%	DG_A_I_PZ_WRK303	22/05/2019	94
Dissolved Oxygen Field	%	DG_A_I_PZ_WRK304	22/05/2019	117
Dissolved Oxygen Field	%	DG_A_I_PZ_WRK301	23/05/2019	15
Dissolved Oxygen Field	%	DG_A_I_PZ_GW03	7/06/2019	6

Variable	Unit	Sample Point	Date	Result
Dissolved Oxygen Field	%	DG_A_I_PZ_GW02	7/06/2019	0
Dissolved Oxygen Field	%	DG_A_I_PZ_GW05	7/06/2019	64
Dissolved Oxygen Field	%	DG_A_I_PZ_GW04	7/06/2019	68
Dissolved Oxygen Field	%	DG_A_I_PZ_GW07	12/06/2019	92
Dissolved Oxygen Field	%	DG_A_I_PZ_WRK302	14/06/2019	50
Dissolved Oxygen Field	%	DG_A_I_PZ_WRK301	14/06/2019	19
Dissolved Oxygen Field	%	DG_A_I_PZ_GW06	14/06/2019	92
Dissolved Oxygen Field	%	DG_A_I_PZ_BW45B	18/06/2019	31
Dissolved Oxygen Field	%	DG_A_I_PZ_GW01	18/06/2019	56
Dissolved Oxygen Field	%	DG_A_I_PZ_GW06	18/06/2019	85
Dissolved Oxygen Field	%	DG_A_I_PZ_WRK303	19/06/2019	90
Dissolved Oxygen Field	%	DG_A_I_PZ_WRK304	19/06/2019	117
Dissolved Oxygen Field	%	DG_A_I_PZ_WRK300	19/06/2019	28
Electrical Conductivity	µS/cm	DG_A_I_PZ_IWB2	10/01/2019	4473
Electrical Conductivity	µS/cm	DG_A_I_PZ_IWB2	10/01/2019	4300
Electrical Conductivity	µS/cm	DG_A_I_PZ_IWB6	10/01/2019	1700
Electrical Conductivity	µS/cm	DG_A_I_PZ_IWB6	10/01/2019	1797
Electrical Conductivity	µS/cm	DG_A_I_PZ_BW53/Puls	10/01/2019	2400
Electrical Conductivity	µS/cm	DG_A_I_PZ_BW53/Puls	10/01/2019	2600
Electrical Conductivity	µS/cm	DG_A_I_PZ_WRK303	14/01/2019	8700
Electrical Conductivity	µS/cm	DG_A_I_PZ_WRK303	14/01/2019	9259
Electrical Conductivity	µS/cm	DG_A_I_PZ_WRK304	14/01/2019	7700
Electrical Conductivity	µS/cm	DG_A_I_PZ_WRK304	14/01/2019	8432
Electrical Conductivity	µS/cm	DG_A_I_PZ_WRK302	14/01/2019	20000
Electrical Conductivity	µS/cm	DG_A_I_PZ_WRK302	14/01/2019	21731
Electrical Conductivity	µS/cm	DG_A_I_PZ_GW06	14/01/2019	21000
Electrical Conductivity	µS/cm	DG_A_I_PZ_GW06	14/01/2019	21653
Electrical Conductivity	µS/cm	DG_A_I_PZ_GW08	14/01/2019	20000
Electrical Conductivity	µS/cm	DG_A_I_PZ_GW08	14/01/2019	21660
Electrical Conductivity	µS/cm	DG_A_I_PZ_GW01	15/01/2019	11000
Electrical Conductivity	µS/cm	DG_A_I_PZ_GW01	15/01/2019	11424
Electrical Conductivity	µS/cm	DG_A_I_PZ_GW05	15/01/2019	12000
Electrical Conductivity	µS/cm	DG_A_I_PZ_GW05	15/01/2019	13307
Electrical Conductivity	µS/cm	DG_A_I_PZ_GW04	15/01/2019	9500
Electrical Conductivity	µS/cm	DG_A_I_PZ_GW04	15/01/2019	10155
Electrical Conductivity	µS/cm	DG_A_I_PZ_GW03	15/01/2019	11000
Electrical Conductivity	µS/cm	DG_A_I_PZ_GW03	15/01/2019	12153
Electrical Conductivity	µS/cm	DG_A_I_PZ_GW02	15/01/2019	7000
Electrical Conductivity	µS/cm	DG_A_I_PZ_GW02	15/01/2019	7462
Electrical Conductivity	µS/cm	DG_A_I_PZ_BW05	17/01/2019	24000
Electrical Conductivity	µS/cm	DG_A_I_PZ_BW05	17/01/2019	26253
Electrical Conductivity	µS/cm	DG_A_I_PZ_BW28A	17/01/2019	21000
Electrical Conductivity	µS/cm	DG_A_I_PZ_BW28A	17/01/2019	23065
Electrical Conductivity	µS/cm	DG_A_I_PZ_BW45B	17/01/2019	15000
Electrical Conductivity	µS/cm	DG_A_I_PZ_BW45B	17/01/2019	16798
Electrical Conductivity	µS/cm	DG_A_I_PZ_GW07	17/01/2019	17000
Electrical Conductivity	µS/cm	DG_A_I_PZ_GW07	17/01/2019	19012
Electrical Conductivity	µS/cm	DG_A_I_PZ_WRK301	21/01/2019	11000
Electrical Conductivity	µS/cm	DG_A_I_PZ_WRK301	21/01/2019	12184
Electrical Conductivity	µS/cm	DG_A_I_PZ_WRK300	21/01/2019	6100
Electrical Conductivity	µS/cm	DG_A_I_PZ_WRK300	21/01/2019	6689
Electrical Conductivity	µS/cm	DG_A_I_PZ_GW02	15/02/2019	7615

Variable	Unit	Sample Point	Date	Result
Electrical Conductivity	µS/cm	DG_A_I_PZ_GW01	15/02/2019	11464
Electrical Conductivity	µS/cm	DG_A_I_PZ_GW04	15/02/2019	10184
Electrical Conductivity	µS/cm	DG_A_I_PZ_GW06	15/02/2019	22298
Electrical Conductivity	µS/cm	DG_A_I_PZ_GW08	18/02/2019	21981
Electrical Conductivity	µS/cm	DG_A_I_PZ_GW08	18/02/2019	20000
Electrical Conductivity	µS/cm	DG_A_I_PZ_WRK302	18/02/2019	21435
Electrical Conductivity	µS/cm	DG_A_I_PZ_WRK302	18/02/2019	20000
Electrical Conductivity	µS/cm	DG_A_I_PZ_WRK301	18/02/2019	11919
Electrical Conductivity	µS/cm	DG_A_I_PZ_WRK301	18/02/2019	11000
Electrical Conductivity	µS/cm	DG_A_I_PZ_WRK300	18/02/2019	6545
Electrical Conductivity	µS/cm	DG_A_I_PZ_WRK300	18/02/2019	590012
Electrical Conductivity	µS/cm	DG_A_I_PZ_BW28A	18/02/2019	21000
Electrical Conductivity	µS/cm	DG_A_I_PZ_BW28A	18/02/2019	23062
Electrical Conductivity	µS/cm	DG_A_I_PZ_GW07	19/02/2019	19003
Electrical Conductivity	µS/cm	DG_A_I_PZ_GW07	19/02/2019	17000
Electrical Conductivity	µS/cm	DG_A_I_PZ_GW05	19/02/2019	12725
Electrical Conductivity	µS/cm	DG_A_I_PZ_GW05	19/02/2019	12000
Electrical Conductivity	µS/cm	DG_A_I_PZ_GW03	19/02/2019	11970
Electrical Conductivity	µS/cm	DG_A_I_PZ_GW03	19/02/2019	11000
Electrical Conductivity	µS/cm	DG_A_I_PZ_BW53/Puls	19/02/2019	3200
Electrical Conductivity	µS/cm	DG_A_I_PZ_BW53/Puls	19/02/2019	3567
Electrical Conductivity	µS/cm	DG_A_I_PZ_WRK303	20/02/2019	9452
Electrical Conductivity	µS/cm	DG_A_I_PZ_WRK304	20/02/2019	8481
Electrical Conductivity	µS/cm	DG_A_I_PZ_BW45B	20/02/2019	16875
Electrical Conductivity	µS/cm	DG_A_I_PZ_BW45B	6/03/2019	15000
Electrical Conductivity	µS/cm	DG_A_I_PZ_BW45B	6/03/2019	14958
Electrical Conductivity	µS/cm	DG_A_I_PZ_GW01	20/03/2019	11473
Electrical Conductivity	µS/cm	DG_A_I_PZ_GW01	20/03/2019	11473
Electrical Conductivity	µS/cm	DG_A_I_PZ_GW01	20/03/2019	11000
Electrical Conductivity	µS/cm	DG_A_I_PZ_BW45B	20/03/2019	17268
Electrical Conductivity	µS/cm	DG_A_I_PZ_BW45B	20/03/2019	17268
Electrical Conductivity	µS/cm	DG_A_I_PZ_BW45B	20/03/2019	16000
Electrical Conductivity	µS/cm	DG_A_I_PZ_BW05	20/03/2019	24000
Electrical Conductivity	µS/cm	DG_A_I_PZ_BW05	20/03/2019	26124
Electrical Conductivity	µS/cm	DG_A_I_PZ_GW07	21/03/2019	18000
Electrical Conductivity	µS/cm	DG_A_I_PZ_GW07	21/03/2019	18944
Electrical Conductivity	µS/cm	DG_A_I_PZ_WRK300	21/03/2019	6200
Electrical Conductivity	µS/cm	DG_A_I_PZ_WRK300	21/03/2019	6767
Electrical Conductivity	µS/cm	DG_A_I_PZ_WRK302	21/03/2019	20000
Electrical Conductivity	µS/cm	DG_A_I_PZ_WRK302	21/03/2019	21660
Electrical Conductivity	µS/cm	DG_A_I_PZ_GW06	21/03/2019	20000
Electrical Conductivity	µS/cm	DG_A_I_PZ_GW06	21/03/2019	22411
Electrical Conductivity	µS/cm	DG_A_I_PZ_IWB2	10/04/2019	4515
Electrical Conductivity	µS/cm	DG_A_I_PZ_IWB6	10/04/2019	1864
Electrical Conductivity	µS/cm	DG_A_I_PZ_GW03	10/04/2019	12114
Electrical Conductivity	µS/cm	DG_A_I_PZ_GW02	10/04/2019	8039
Electrical Conductivity	µS/cm	DG_A_I_PZ_GW07	10/04/2019	19407
Electrical Conductivity	µS/cm	DG_A_I_PZ_BW45B	11/04/2019	17390
Electrical Conductivity	µS/cm	DG_A_I_PZ_GW05	11/04/2019	10507
Electrical Conductivity	µS/cm	DG_A_I_PZ_GW04	11/04/2019	10421
Electrical Conductivity	µS/cm	DG_A_I_PZ_GW01	11/04/2019	12272
Electrical Conductivity	µS/cm	DG_A_I_PZ_GW08	12/04/2019	22398

Variable	Unit	Sample Point	Date	Result
Electrical Conductivity	µS/cm	DG_A_I_PZ_WRK302	12/04/2019	22053
Electrical Conductivity	µS/cm	DG_A_I_PZ_GW06	12/04/2019	22595
Electrical Conductivity	µS/cm	DG_A_I_PZ_WRK300	12/04/2019	6894
Electrical Conductivity	µS/cm	DG_A_I_PZ_BW45B	15/04/2019	16000
Electrical Conductivity	µS/cm	DG_A_I_PZ_BW45B	15/04/2019	17588
Electrical Conductivity	µS/cm	DG_A_I_PZ_GW01	15/04/2019	11000
Electrical Conductivity	µS/cm	DG_A_I_PZ_GW01	15/04/2019	12267
Electrical Conductivity	µS/cm	DG_A_I_PZ_WRK302	17/04/2019	20000
Electrical Conductivity	µS/cm	DG_A_I_PZ_WRK302	17/04/2019	22006
Electrical Conductivity	µS/cm	DG_A_I_PZ_GW06	17/04/2019	22706
Electrical Conductivity	µS/cm	DG_A_I_PZ_GW06	17/04/2019	21000
Electrical Conductivity	µS/cm	DG_A_I_PZ_WRK300	17/04/2019	6300
Electrical Conductivity	µS/cm	DG_A_I_PZ_WRK300	17/04/2019	6880
Electrical Conductivity	µS/cm	DG_A_I_PZ_WRK303	18/04/2019	10124
Electrical Conductivity	µS/cm	DG_A_I_PZ_WRK304	18/04/2019	9585
Electrical Conductivity	µS/cm	DG_A_I_PZ_WRK301	18/04/2019	12141
Electrical Conductivity	µS/cm	DG_A_I_PZ_GW01	14/05/2019	11000
Electrical Conductivity	µS/cm	DG_A_I_PZ_BW45B	14/05/2019	16000
Electrical Conductivity	µS/cm	DG_A_I_PZ_GW05	14/05/2019	12093
Electrical Conductivity	µS/cm	DG_A_I_PZ_GW04	14/05/2019	10464
Electrical Conductivity	µS/cm	DG_A_I_PZ_GW03	21/05/2019	12068
Electrical Conductivity	µS/cm	DG_A_I_PZ_GW02	21/05/2019	8097
Electrical Conductivity	µS/cm	DG_A_I_PZ_WRK300	21/05/2019	6791
Electrical Conductivity	µS/cm	DG_A_I_PZ_GW07	21/05/2019	19402
Electrical Conductivity	µS/cm	DG_A_I_PZ_WRK302	22/05/2019	2000
Electrical Conductivity	µS/cm	DG_A_I_PZ_GW06	22/05/2019	20000
Electrical Conductivity	µS/cm	DG_A_I_PZ_GW08	22/05/2019	21699
Electrical Conductivity	µS/cm	DG_A_I_PZ_WRK303	22/05/2019	9603
Electrical Conductivity	µS/cm	DG_A_I_PZ_WRK304	22/05/2019	8416
Electrical Conductivity	µS/cm	DG_A_I_PZ_WRK301	23/05/2019	11613
Electrical Conductivity	µS/cm	DG_A_I_PZ_GW03	7/06/2019	11495
Electrical Conductivity	µS/cm	DG_A_I_PZ_GW02	7/06/2019	7646
Electrical Conductivity	µS/cm	DG_A_I_PZ_GW05	7/06/2019	11210
Electrical Conductivity	µS/cm	DG_A_I_PZ_GW04	7/06/2019	9896
Electrical Conductivity	µS/cm	DG_A_I_PZ_GW07	12/06/2019	18500
Electrical Conductivity	µS/cm	DG_A_I_PZ_WRK302	14/06/2019	21299
Electrical Conductivity	µS/cm	DG_A_I_PZ_WRK301	14/06/2019	11508
Electrical Conductivity	µS/cm	DG_A_I_PZ_GW06	14/06/2019	21658
Electrical Conductivity	µS/cm	DG_A_I_PZ_WRK303	19/06/2019	9557
Electrical Conductivity	µS/cm	DG_A_I_PZ_WRK304	19/06/2019	8396
Electrical Conductivity	µS/cm	DG_A_I_PZ_WRK300	19/06/2019	6278
pH	pH units	DG_A_I_PZ_IWB2	10/01/2019	5.4
pH	pH units	DG_A_I_PZ_IWB2	10/01/2019	5.4
pH	pH units	DG_A_I_PZ_IWB6	10/01/2019	5.34
pH	pH units	DG_A_I_PZ_IWB6	10/01/2019	5.34
pH	pH units	DG_A_I_PZ_BW53/Puls	10/01/2019	6.3
pH	pH units	DG_A_I_PZ_BW53/Puls	10/01/2019	6.3
pH	pH units	DG_A_I_PZ_WRK303	14/01/2019	5.81
pH	pH units	DG_A_I_PZ_WRK303	14/01/2019	5.81
pH	pH units	DG_A_I_PZ_WRK304	14/01/2019	6.03
pH	pH units	DG_A_I_PZ_WRK304	14/01/2019	6.03
pH	pH units	DG_A_I_PZ_WRK302	14/01/2019	5.88

Variable	Unit	Sample Point	Date	Result
pH	pH units	DG_A_I_PZ_WRK302	14/01/2019	5.88
pH	pH units	DG_A_I_PZ_GW06	14/01/2019	6.38
pH	pH units	DG_A_I_PZ_GW06	14/01/2019	6.38
pH	pH units	DG_A_I_PZ_GW08	14/01/2019	6.19
pH	pH units	DG_A_I_PZ_GW08	14/01/2019	6.19
pH	pH units	DG_A_I_PZ_GW01	15/01/2019	4.91
pH	pH units	DG_A_I_PZ_GW01	15/01/2019	4.91
pH	pH units	DG_A_I_PZ_GW05	15/01/2019	6.15
pH	pH units	DG_A_I_PZ_GW05	15/01/2019	6.15
pH	pH units	DG_A_I_PZ_GW04	15/01/2019	5.72
pH	pH units	DG_A_I_PZ_GW04	15/01/2019	5.72
pH	pH units	DG_A_I_PZ_GW03	15/01/2019	6.29
pH	pH units	DG_A_I_PZ_GW03	15/01/2019	6.29
pH	pH units	DG_A_I_PZ_GW02	15/01/2019	5.64
pH	pH units	DG_A_I_PZ_GW02	15/01/2019	5.64
pH	pH units	DG_A_I_PZ_BW05	17/01/2019	6.85
pH	pH units	DG_A_I_PZ_BW05	17/01/2019	6.85
pH	pH units	DG_A_I_PZ_BW28A	17/01/2019	6.42
pH	pH units	DG_A_I_PZ_BW28A	17/01/2019	6.42
pH	pH units	DG_A_I_PZ_BW45B	17/01/2019	4.99
pH	pH units	DG_A_I_PZ_BW45B	17/01/2019	4.99
pH	pH units	DG_A_I_PZ_GW07	17/01/2019	6.32
pH	pH units	DG_A_I_PZ_GW07	17/01/2019	6.32
pH	pH units	DG_A_I_PZ_WRK301	21/01/2019	6.92
pH	pH units	DG_A_I_PZ_WRK301	21/01/2019	6.92
pH	pH units	DG_A_I_PZ_WRK300	21/01/2019	6.49
pH	pH units	DG_A_I_PZ_WRK300	21/01/2019	6.49
pH	pH units	DG_A_I_PZ_GW02	15/02/2019	5.3
pH	pH units	DG_A_I_PZ_GW01	15/02/2019	4.66
pH	pH units	DG_A_I_PZ_GW04	15/02/2019	5.26
pH	pH units	DG_A_I_PZ_GW06	15/02/2019	5.92
pH	pH units	DG_A_I_PZ_GW08	18/02/2019	6.16
pH	pH units	DG_A_I_PZ_GW08	18/02/2019	6.16
pH	pH units	DG_A_I_PZ_WRK302	18/02/2019	5.87
pH	pH units	DG_A_I_PZ_WRK302	18/02/2019	5.89
pH	pH units	DG_A_I_PZ_WRK301	18/02/2019	7
pH	pH units	DG_A_I_PZ_WRK301	18/02/2019	7
pH	pH units	DG_A_I_PZ_WRK300	18/02/2019	6.62
pH	pH units	DG_A_I_PZ_WRK300	18/02/2019	6.62
pH	pH units	DG_A_I_PZ_BW28A	18/02/2019	6.47
pH	pH units	DG_A_I_PZ_BW28A	18/02/2019	6.47
pH	pH units	DG_A_I_PZ_GW07	19/02/2019	6.86
pH	pH units	DG_A_I_PZ_GW07	19/02/2019	6.86
pH	pH units	DG_A_I_PZ_GW05	19/02/2019	6.27
pH	pH units	DG_A_I_PZ_GW05	19/02/2019	6.27
pH	pH units	DG_A_I_PZ_GW03	19/02/2019	6.36
pH	pH units	DG_A_I_PZ_GW03	19/02/2019	6.36
pH	pH units	DG_A_I_PZ_BW53/Puls	19/02/2019	6.71
pH	pH units	DG_A_I_PZ_BW53/Puls	19/02/2019	6.71
pH	pH units	DG_A_I_PZ_WRK303	20/02/2019	5.84
pH	pH units	DG_A_I_PZ_WRK304	20/02/2019	6.05
pH	pH units	DG_A_I_PZ_BW45B	20/02/2019	4.56

Variable	Unit	Sample Point	Date	Result
pH	pH units	DG_A_I_PZ_BW45B	6/03/2019	5.1
pH	pH units	DG_A_I_PZ_BW45B	6/03/2019	5.11
pH	pH units	DG_A_I_PZ_GW01	20/03/2019	5.24
pH	pH units	DG_A_I_PZ_GW01	20/03/2019	5.24
pH	pH units	DG_A_I_PZ_GW01	20/03/2019	5.24
pH	pH units	DG_A_I_PZ_BW45B	20/03/2019	4.74
pH	pH units	DG_A_I_PZ_BW45B	20/03/2019	4.74
pH	pH units	DG_A_I_PZ_BW45B	20/03/2019	4.74
pH	pH units	DG_A_I_PZ_BW05	20/03/2019	6.6
pH	pH units	DG_A_I_PZ_BW05	20/03/2019	6.6
pH	pH units	DG_A_I_PZ_GW07	21/03/2019	6.59
pH	pH units	DG_A_I_PZ_GW07	21/03/2019	6.59
pH	pH units	DG_A_I_PZ_WRK300	21/03/2019	6.53
pH	pH units	DG_A_I_PZ_WRK300	21/03/2019	6.53
pH	pH units	DG_A_I_PZ_WRK302	21/03/2019	6.17
pH	pH units	DG_A_I_PZ_WRK302	21/03/2019	6.17
pH	pH units	DG_A_I_PZ_GW06	21/03/2019	6.4
pH	pH units	DG_A_I_PZ_GW06	21/03/2019	6.4
pH	pH units	DG_A_I_PZ_IWB2	10/04/2019	6.09
pH	pH units	DG_A_I_PZ_IWB6	10/04/2019	6.03
pH	pH units	DG_A_I_PZ_GW03	10/04/2019	6.42
pH	pH units	DG_A_I_PZ_GW02	10/04/2019	6.05
pH	pH units	DG_A_I_PZ_GW07	10/04/2019	6.53
pH	pH units	DG_A_I_PZ_BW45B	11/04/2019	5.49
pH	pH units	DG_A_I_PZ_GW05	11/04/2019	6.33
pH	pH units	DG_A_I_PZ_GW04	11/04/2019	5.95
pH	pH units	DG_A_I_PZ_GW01	11/04/2019	5.54
pH	pH units	DG_A_I_PZ_GW08	12/04/2019	7.16
pH	pH units	DG_A_I_PZ_WRK302	12/04/2019	6.95
pH	pH units	DG_A_I_PZ_GW06	12/04/2019	7.2
pH	pH units	DG_A_I_PZ_WRK300	12/04/2019	7.34
pH	pH units	DG_A_I_PZ_BW45B	15/04/2019	5.99
pH	pH units	DG_A_I_PZ_BW45B	15/04/2019	5.99
pH	pH units	DG_A_I_PZ_GW01	15/04/2019	6.2
pH	pH units	DG_A_I_PZ_GW01	15/04/2019	6.2
pH	pH units	DG_A_I_PZ_WRK302	17/04/2019	6.84
pH	pH units	DG_A_I_PZ_WRK302	17/04/2019	6.84
pH	pH units	DG_A_I_PZ_GW06	17/04/2019	7.1
pH	pH units	DG_A_I_PZ_GW06	17/04/2019	7.1
pH	pH units	DG_A_I_PZ_WRK300	17/04/2019	7.25
pH	pH units	DG_A_I_PZ_WRK300	17/04/2019	7.25
pH	pH units	DG_A_I_PZ_WRK303	18/04/2019	6.75
pH	pH units	DG_A_I_PZ_WRK304	18/04/2019	6.92
pH	pH units	DG_A_I_PZ_WRK301	18/04/2019	7.3
pH	pH units	DG_A_I_PZ_GW01	14/05/2019	4.87
pH	pH units	DG_A_I_PZ_BW45B	14/05/2019	4.63
pH	pH units	DG_A_I_PZ_GW05	14/05/2019	5.98
pH	pH units	DG_A_I_PZ_GW04	14/05/2019	5.54
pH	pH units	DG_A_I_PZ_GW03	21/05/2019	6.16
pH	pH units	DG_A_I_PZ_GW02	21/05/2019	5.49
pH	pH units	DG_A_I_PZ_WRK300	21/05/2019	6.3
pH	pH units	DG_A_I_PZ_GW07	21/05/2019	6.38

Variable	Unit	Sample Point	Date	Result
pH	pH units	DG_A_I_PZ_WRK302	22/05/2019	5.77
pH	pH units	DG_A_I_PZ_GW06	22/05/2019	6.28
pH	pH units	DG_A_I_PZ_GW08	22/05/2019	6.01
pH	pH units	DG_A_I_PZ_WRK303	22/05/2019	5.73
pH	pH units	DG_A_I_PZ_WRK304	22/05/2019	5.93
pH	pH units	DG_A_I_PZ_WRK301	23/05/2019	6.83
pH	pH units	DG_A_I_PZ_GW03	7/06/2019	6.05
pH	pH units	DG_A_I_PZ_GW02	7/06/2019	5.33
pH	pH units	DG_A_I_PZ_GW05	7/06/2019	5.89
pH	pH units	DG_A_I_PZ_GW04	7/06/2019	5.46
pH	pH units	DG_A_I_PZ_GW07	12/06/2019	6.38
pH	pH units	DG_A_I_PZ_WRK302	14/06/2019	5.79
pH	pH units	DG_A_I_PZ_WRK301	14/06/2019	6.91
pH	pH units	DG_A_I_PZ_GW06	14/06/2019	6.33
pH	pH units	DG_A_I_PZ_BW45B	18/06/2019	4.62
pH	pH units	DG_A_I_PZ_GW01	18/06/2019	4.88
pH	pH units	DG_A_I_PZ_GW06	18/06/2019	6.29
pH	pH units	DG_A_I_PZ_WRK303	19/06/2019	5.79
pH	pH units	DG_A_I_PZ_WRK304	19/06/2019	5.98
pH	pH units	DG_A_I_PZ_WRK300	19/06/2019	6.39
Redox Potential (Eh)	mV	DG_A_I_PZ_IWB2	10/01/2019	136
Redox Potential (Eh)	mV	DG_A_I_PZ_IWB2	10/01/2019	136
Redox Potential (Eh)	mV	DG_A_I_PZ_IWB6	10/01/2019	141
Redox Potential (Eh)	mV	DG_A_I_PZ_IWB6	10/01/2019	141
Redox Potential (Eh)	mV	DG_A_I_PZ_BW53/Puls	10/01/2019	-12
Redox Potential (Eh)	mV	DG_A_I_PZ_BW53/Puls	10/01/2019	-12
Redox Potential (Eh)	mV	DG_A_I_PZ_WRK303	14/01/2019	96
Redox Potential (Eh)	mV	DG_A_I_PZ_WRK303	14/01/2019	96
Redox Potential (Eh)	mV	DG_A_I_PZ_WRK304	14/01/2019	86
Redox Potential (Eh)	mV	DG_A_I_PZ_WRK304	14/01/2019	86
Redox Potential (Eh)	mV	DG_A_I_PZ_WRK302	14/01/2019	111
Redox Potential (Eh)	mV	DG_A_I_PZ_WRK302	14/01/2019	111
Redox Potential (Eh)	mV	DG_A_I_PZ_GW06	14/01/2019	103
Redox Potential (Eh)	mV	DG_A_I_PZ_GW06	14/01/2019	103
Redox Potential (Eh)	mV	DG_A_I_PZ_GW08	14/01/2019	55
Redox Potential (Eh)	mV	DG_A_I_PZ_GW08	14/01/2019	55
Redox Potential (Eh)	mV	DG_A_I_PZ_GW01	15/01/2019	148
Redox Potential (Eh)	mV	DG_A_I_PZ_GW01	15/01/2019	148
Redox Potential (Eh)	mV	DG_A_I_PZ_GW05	15/01/2019	31
Redox Potential (Eh)	mV	DG_A_I_PZ_GW05	15/01/2019	31
Redox Potential (Eh)	mV	DG_A_I_PZ_GW04	15/01/2019	122
Redox Potential (Eh)	mV	DG_A_I_PZ_GW04	15/01/2019	122
Redox Potential (Eh)	mV	DG_A_I_PZ_GW03	15/01/2019	-6
Redox Potential (Eh)	mV	DG_A_I_PZ_GW03	15/01/2019	-6
Redox Potential (Eh)	mV	DG_A_I_PZ_GW02	15/01/2019	114
Redox Potential (Eh)	mV	DG_A_I_PZ_GW02	15/01/2019	114
Redox Potential (Eh)	mV	DG_A_I_PZ_BW05	17/01/2019	-31
Redox Potential (Eh)	mV	DG_A_I_PZ_BW05	17/01/2019	-31
Redox Potential (Eh)	mV	DG_A_I_PZ_BW28A	17/01/2019	-40
Redox Potential (Eh)	mV	DG_A_I_PZ_BW28A	17/01/2019	-40
Redox Potential (Eh)	mV	DG_A_I_PZ_BW45B	17/01/2019	140
Redox Potential (Eh)	mV	DG_A_I_PZ_BW45B	17/01/2019	140

Variable	Unit	Sample Point	Date	Result
Redox Potential (Eh)	mV	DG_A_I_PZ_GW07	17/01/2019	94
Redox Potential (Eh)	mV	DG_A_I_PZ_GW07	17/01/2019	94
Redox Potential (Eh)	mV	DG_A_I_PZ_WRK301	21/01/2019	113
Redox Potential (Eh)	mV	DG_A_I_PZ_WRK301	21/01/2019	113
Redox Potential (Eh)	mV	DG_A_I_PZ_WRK300	21/01/2019	130
Redox Potential (Eh)	mV	DG_A_I_PZ_WRK300	21/01/2019	130
Redox Potential (Eh)	mV	DG_A_I_PZ_GW02	15/02/2019	121
Redox Potential (Eh)	mV	DG_A_I_PZ_GW01	15/02/2019	179
Redox Potential (Eh)	mV	DG_A_I_PZ_GW04	15/02/2019	155
Redox Potential (Eh)	mV	DG_A_I_PZ_GW06	15/02/2019	148
Redox Potential (Eh)	mV	DG_A_I_PZ_GW08	18/02/2019	50
Redox Potential (Eh)	mV	DG_A_I_PZ_GW08	18/02/2019	50
Redox Potential (Eh)	mV	DG_A_I_PZ_WRK302	18/02/2019	111
Redox Potential (Eh)	mV	DG_A_I_PZ_WRK302	18/02/2019	111
Redox Potential (Eh)	mV	DG_A_I_PZ_WRK301	18/02/2019	96
Redox Potential (Eh)	mV	DG_A_I_PZ_WRK301	18/02/2019	96
Redox Potential (Eh)	mV	DG_A_I_PZ_WRK300	18/02/2019	85
Redox Potential (Eh)	mV	DG_A_I_PZ_WRK300	18/02/2019	85
Redox Potential (Eh)	mV	DG_A_I_PZ_BW28A	18/02/2019	-22
Redox Potential (Eh)	mV	DG_A_I_PZ_BW28A	18/02/2019	-22
Redox Potential (Eh)	mV	DG_A_I_PZ_GW07	19/02/2019	110
Redox Potential (Eh)	mV	DG_A_I_PZ_GW07	19/02/2019	110
Redox Potential (Eh)	mV	DG_A_I_PZ_GW05	19/02/2019	74
Redox Potential (Eh)	mV	DG_A_I_PZ_GW05	19/02/2019	74
Redox Potential (Eh)	mV	DG_A_I_PZ_GW03	19/02/2019	30
Redox Potential (Eh)	mV	DG_A_I_PZ_GW03	19/02/2019	30
Redox Potential (Eh)	mV	DG_A_I_PZ_BW53/Puls	19/02/2019	-60
Redox Potential (Eh)	mV	DG_A_I_PZ_BW53/Puls	19/02/2019	-60
Redox Potential (Eh)	mV	DG_A_I_PZ_WRK303	20/02/2019	125
Redox Potential (Eh)	mV	DG_A_I_PZ_WRK304	20/02/2019	121
Redox Potential (Eh)	mV	DG_A_I_PZ_BW45B	20/02/2019	181
Redox Potential (Eh)	mV	DG_A_I_PZ_BW45B	6/03/2019	90.4
Redox Potential (Eh)	mV	DG_A_I_PZ_GW01	20/03/2019	210
Redox Potential (Eh)	mV	DG_A_I_PZ_GW01	20/03/2019	210
Redox Potential (Eh)	mV	DG_A_I_PZ_GW01	20/03/2019	210
Redox Potential (Eh)	mV	DG_A_I_PZ_BW45B	20/03/2019	208
Redox Potential (Eh)	mV	DG_A_I_PZ_BW45B	20/03/2019	208
Redox Potential (Eh)	mV	DG_A_I_PZ_BW45B	20/03/2019	208
Redox Potential (Eh)	mV	DG_A_I_PZ_BW05	20/03/2019	0
Redox Potential (Eh)	mV	DG_A_I_PZ_BW05	20/03/2019	0
Redox Potential (Eh)	mV	DG_A_I_PZ_GW07	21/03/2019	144
Redox Potential (Eh)	mV	DG_A_I_PZ_GW07	21/03/2019	144
Redox Potential (Eh)	mV	DG_A_I_PZ_WRK300	21/03/2019	80
Redox Potential (Eh)	mV	DG_A_I_PZ_WRK300	21/03/2019	80
Redox Potential (Eh)	mV	DG_A_I_PZ_WRK302	21/03/2019	167
Redox Potential (Eh)	mV	DG_A_I_PZ_WRK302	21/03/2019	167
Redox Potential (Eh)	mV	DG_A_I_PZ_GW06	21/03/2019	147
Redox Potential (Eh)	mV	DG_A_I_PZ_GW06	21/03/2019	147
Redox Potential (Eh)	mV	DG_A_I_PZ_IWB2	10/04/2019	220
Redox Potential (Eh)	mV	DG_A_I_PZ_IWB6	10/04/2019	205
Redox Potential (Eh)	mV	DG_A_I_PZ_GW03	10/04/2019	31
Redox Potential (Eh)	mV	DG_A_I_PZ_GW02	10/04/2019	129

Variable	Unit	Sample Point	Date	Result
Redox Potential (Eh)	mV	DG_A_I_PZ_GW07	10/04/2019	129
Redox Potential (Eh)	mV	DG_A_I_PZ_BW45B	11/04/2019	216
Redox Potential (Eh)	mV	DG_A_I_PZ_GW05	11/04/2019	-40
Redox Potential (Eh)	mV	DG_A_I_PZ_GW04	11/04/2019	160
Redox Potential (Eh)	mV	DG_A_I_PZ_GW01	11/04/2019	198
Redox Potential (Eh)	mV	DG_A_I_PZ_GW08	12/04/2019	103
Redox Potential (Eh)	mV	DG_A_I_PZ_WRK302	12/04/2019	157
Redox Potential (Eh)	mV	DG_A_I_PZ_GW06	12/04/2019	146
Redox Potential (Eh)	mV	DG_A_I_PZ_WRK300	12/04/2019	87
Redox Potential (Eh)	mV	DG_A_I_PZ_BW45B	15/04/2019	203
Redox Potential (Eh)	mV	DG_A_I_PZ_BW45B	15/04/2019	203
Redox Potential (Eh)	mV	DG_A_I_PZ_GW01	15/04/2019	176
Redox Potential (Eh)	mV	DG_A_I_PZ_GW01	15/04/2019	179
Redox Potential (Eh)	mV	DG_A_I_PZ_WRK302	17/04/2019	156
Redox Potential (Eh)	mV	DG_A_I_PZ_WRK302	17/04/2019	156
Redox Potential (Eh)	mV	DG_A_I_PZ_GW06	17/04/2019	150
Redox Potential (Eh)	mV	DG_A_I_PZ_GW06	17/04/2019	150
Redox Potential (Eh)	mV	DG_A_I_PZ_WRK300	17/04/2019	151
Redox Potential (Eh)	mV	DG_A_I_PZ_WRK300	17/04/2019	151
Redox Potential (Eh)	mV	DG_A_I_PZ_WRK303	18/04/2019	129
Redox Potential (Eh)	mV	DG_A_I_PZ_WRK304	18/04/2019	144
Redox Potential (Eh)	mV	DG_A_I_PZ_WRK301	18/04/2019	206
Redox Potential (Eh)	mV	DG_A_I_PZ_GW01	7/05/2019	156
Redox Potential (Eh)	mV	DG_A_I_PZ_GW01	14/05/2019	121
Redox Potential (Eh)	mV	DG_A_I_PZ_BW45B	14/05/2019	132
Redox Potential (Eh)	mV	DG_A_I_PZ_GW05	14/05/2019	114
Redox Potential (Eh)	mV	DG_A_I_PZ_GW04	14/05/2019	143
Redox Potential (Eh)	mV	DG_A_I_PZ_GW03	21/05/2019	129
Redox Potential (Eh)	mV	DG_A_I_PZ_GW02	21/05/2019	184
Redox Potential (Eh)	mV	DG_A_I_PZ_WRK300	21/05/2019	153
Redox Potential (Eh)	mV	DG_A_I_PZ_GW07	21/05/2019	147
Redox Potential (Eh)	mV	DG_A_I_PZ_WRK302	22/05/2019	155
Redox Potential (Eh)	mV	DG_A_I_PZ_GW06	22/05/2019	139
Redox Potential (Eh)	mV	DG_A_I_PZ_GW08	22/05/2019	188
Redox Potential (Eh)	mV	DG_A_I_PZ_WRK303	22/05/2019	274
Redox Potential (Eh)	mV	DG_A_I_PZ_WRK304	22/05/2019	248
Redox Potential (Eh)	mV	DG_A_I_PZ_WRK301	23/05/2019	149
Redox Potential (Eh)	mV	DG_A_I_PZ_GW03	7/06/2019	70
Redox Potential (Eh)	mV	DG_A_I_PZ_GW02	7/06/2019	119
Redox Potential (Eh)	mV	DG_A_I_PZ_GW05	7/06/2019	132
Redox Potential (Eh)	mV	DG_A_I_PZ_GW04	7/06/2019	167
Redox Potential (Eh)	mV	DG_A_I_PZ_GW07	12/06/2019	139
Redox Potential (Eh)	mV	DG_A_I_PZ_WRK302	14/06/2019	131
Redox Potential (Eh)	mV	DG_A_I_PZ_WRK301	14/06/2019	101
Redox Potential (Eh)	mV	DG_A_I_PZ_GW06	14/06/2019	128
Redox Potential (Eh)	mV	DG_A_I_PZ_BW45B	18/06/2019	150
Redox Potential (Eh)	mV	DG_A_I_PZ_GW01	18/06/2019	137
Redox Potential (Eh)	mV	DG_A_I_PZ_GW06	18/06/2019	100
Redox Potential (Eh)	mV	DG_A_I_PZ_WRK303	19/06/2019	126
Redox Potential (Eh)	mV	DG_A_I_PZ_WRK304	19/06/2019	125
Redox Potential (Eh)	mV	DG_A_I_PZ_WRK300	19/06/2019	82
Standing Water Level	mAHD	DG_A_I_PZ_IWB2	10/01/2019	-12.02

Variable	Unit	Sample Point	Date	Result
Standing Water Level	mAHD	DG_A_I_PZ_IWB6	10/01/2019	-2.59
Standing Water Level	mAHD	DG_A_I_PZ_BW53/Puls	10/01/2019	176.47
Standing Water Level	mAHD	DG_A_I_PZ_WRK304	14/01/2019	180.46
Standing Water Level	mAHD	DG_A_I_PZ_WRK302	14/01/2019	176.54
Standing Water Level	mAHD	DG_A_I_PZ_GW06	14/01/2019	176.054
Standing Water Level	mAHD	DG_A_I_PZ_GW01	15/01/2019	173.465
Standing Water Level	mAHD	DG_A_I_PZ_BW05	17/01/2019	147.89
Standing Water Level	mAHD	DG_A_I_PZ_BW28A	17/01/2019	177.52
Standing Water Level	mAHD	DG_A_I_PZ_BW36	17/01/2019	173.47
Standing Water Level	mAHD	DG_A_I_PZ_GW07	17/01/2019	172.406
Standing Water Level	mAHD	DG_A_I_PZ_WRK301	21/01/2019	178.36
Standing Water Level	mAHD	DG_A_I_PZ_GW01	15/02/2019	173.405
Standing Water Level	mAHD	DG_A_I_PZ_GW06	15/02/2019	176.114
Standing Water Level	mAHD	DG_A_I_PZ_WRK302	18/02/2019	176.58
Standing Water Level	mAHD	DG_A_I_PZ_WRK301	18/02/2019	178.39
Standing Water Level	mAHD	DG_A_I_PZ_BW28A	18/02/2019	177.61
Standing Water Level	mAHD	DG_A_I_PZ_GW07	19/02/2019	172.376
Standing Water Level	mAHD	DG_A_I_PZ_BW53/Puls	19/02/2019	176.51
Standing Water Level	mAHD	DG_A_I_PZ_BW36	19/02/2019	173.52
Standing Water Level	mAHD	DG_A_I_PZ_WRK304	20/02/2019	180.47
Standing Water Level	mAHD	DG_A_I_PZ_GW01	20/03/2019	173.465
Standing Water Level	mAHD	DG_A_I_PZ_BW05	20/03/2019	147.45
Standing Water Level	mAHD	DG_A_I_PZ_GW07	21/03/2019	172.406
Standing Water Level	mAHD	DG_A_I_PZ_WRK302	21/03/2019	176.54
Standing Water Level	mAHD	DG_A_I_PZ_GW06	21/03/2019	176.064
Standing Water Level	mAHD	DG_A_I_PZ_IWB2	10/04/2019	-12.1
Standing Water Level	mAHD	DG_A_I_PZ_IWB6	10/04/2019	-2.41
Standing Water Level	mAHD	DG_A_I_PZ_GW07	10/04/2019	172.386
Standing Water Level	mAHD	DG_A_I_PZ_BW36	10/04/2019	173.5
Standing Water Level	mAHD	DG_A_I_PZ_GW01	11/04/2019	173.365
Standing Water Level	mAHD	DG_A_I_PZ_WRK302	12/04/2019	176.54
Standing Water Level	mAHD	DG_A_I_PZ_GW06	12/04/2019	176.124
Standing Water Level	mAHD	DG_A_I_PZ_GW01	15/04/2019	173.485
Standing Water Level	mAHD	DG_A_I_PZ_WRK302	17/04/2019	176.58
Standing Water Level	mAHD	DG_A_I_PZ_GW06	17/04/2019	176.114
Standing Water Level	mAHD	DG_A_I_PZ_WRK304	18/04/2019	180.43
Standing Water Level	mAHD	DG_A_I_PZ_WRK301	18/04/2019	178.38
Standing Water Level	mAHD	DG_A_I_PZ_GW01	14/05/2019	173.445
Standing Water Level	mAHD	DG_A_I_PZ_BW36	21/05/2019	173.66
Standing Water Level	mAHD	DG_A_I_PZ_GW07	21/05/2019	172.416
Standing Water Level	mAHD	DG_A_I_PZ_WRK302	22/05/2019	176.53
Standing Water Level	mAHD	DG_A_I_PZ_GW06	22/05/2019	176.054
Standing Water Level	mAHD	DG_A_I_PZ_WRK304	22/05/2019	180.48
Standing Water Level	mAHD	DG_A_I_PZ_WRK301	23/05/2019	178.11
Standing Water Level	mAHD	DG_A_I_PZ_BW36	7/06/2019	173.54
Standing Water Level	mAHD	DG_A_I_PZ_GW07	12/06/2019	172.436
Standing Water Level	mAHD	DG_A_I_PZ_WRK302	14/06/2019	176.59
Standing Water Level	mAHD	DG_A_I_PZ_WRK301	14/06/2019	178.27
Standing Water Level	mAHD	DG_A_I_PZ_GW06	14/06/2019	176.084
Standing Water Level	mAHD	DG_A_I_PZ_GW01	18/06/2019	173.455
Standing Water Level	mAHD	DG_A_I_PZ_GW06	18/06/2019	176.084
Standing Water Level	mAHD	DG_A_I_PZ_WRK304	19/06/2019	180.25

Variable	Unit	Sample Point	Date	Result
Standing Water Level (mBTOC)	m	DG_A_I_PZ_BW53/Puls	10/01/2019	10.39
Standing Water Level (mBTOC)	m	DG_A_I_PZ_IWB2	10/01/2019	12.02
Standing Water Level (mBTOC)	m	DG_A_I_PZ_IWB6	10/01/2019	2.59
Standing Water Level (mBTOC)	m	DG_A_I_PZ_BW53/Puls	10/01/2019	10.39
Standing Water Level (mBTOC)	m	DG_A_I_PZ_IWB2	10/01/2019	12.02
Standing Water Level (mBTOC)	m	DG_A_I_PZ_IWB6	10/01/2019	2.59
Standing Water Level (mBTOC)	m	DG_A_I_PZ_IWB2	10/01/2019	12.02
Standing Water Level (mBTOC)	m	DG_A_I_PZ_IWB2	10/01/2019	12.02
Standing Water Level (mBTOC)	m	DG_A_I_PZ_IWB6	10/01/2019	2.59
Standing Water Level (mBTOC)	m	DG_A_I_PZ_IWB6	10/01/2019	2.59
Standing Water Level (mBTOC)	m	DG_A_I_PZ_BW53/Puls	10/01/2019	10.39
Standing Water Level (mBTOC)	m	DG_A_I_PZ_BW53/Puls	10/01/2019	10.39
Standing Water Level (mBTOC)	m	DG_A_I_PZ_GW06	14/01/2019	13.46
Standing Water Level (mBTOC)	m	DG_A_I_PZ_GW08	14/01/2019	13.33
Standing Water Level (mBTOC)	m	DG_A_I_PZ_WRK302	14/01/2019	13.74
Standing Water Level (mBTOC)	m	DG_A_I_PZ_WRK303	14/01/2019	20.54
Standing Water Level (mBTOC)	m	DG_A_I_PZ_WRK304	14/01/2019	18.61
Standing Water Level (mBTOC)	m	DG_A_I_PZ_GW06	14/01/2019	13.46
Standing Water Level (mBTOC)	m	DG_A_I_PZ_WRK302	14/01/2019	13.74
Standing Water Level (mBTOC)	m	DG_A_I_PZ_WRK303	14/01/2019	20.54
Standing Water Level (mBTOC)	m	DG_A_I_PZ_WRK304	14/01/2019	18.61
Standing Water Level (mBTOC)	m	DG_A_I_PZ_WRK303	14/01/2019	20.54
Standing Water Level (mBTOC)	m	DG_A_I_PZ_WRK303	14/01/2019	20.54
Standing Water Level (mBTOC)	m	DG_A_I_PZ_WRK304	14/01/2019	18.61
Standing Water Level (mBTOC)	m	DG_A_I_PZ_WRK304	14/01/2019	18.61
Standing Water Level (mBTOC)	m	DG_A_I_PZ_WRK304	14/01/2019	18.61
Standing Water Level (mBTOC)	m	DG_A_I_PZ_WRK302	14/01/2019	13.74
Standing Water Level (mBTOC)	m	DG_A_I_PZ_WRK302	14/01/2019	13.74
Standing Water Level (mBTOC)	m	DG_A_I_PZ_GW06	14/01/2019	13.46
Standing Water Level (mBTOC)	m	DG_A_I_PZ_GW06	14/01/2019	13.46
Standing Water Level (mBTOC)	m	DG_A_I_PZ_GW08	14/01/2019	13.33
Standing Water Level (mBTOC)	m	DG_A_I_PZ_GW08	14/01/2019	13.33
Standing Water Level (mBTOC)	m	DG_A_I_PZ_GW01	15/01/2019	19.05
Standing Water Level (mBTOC)	m	DG_A_I_PZ_GW02	15/01/2019	15.51
Standing Water Level (mBTOC)	m	DG_A_I_PZ_GW02	15/01/2019	15.51
Standing Water Level (mBTOC)	m	DG_A_I_PZ_GW03	15/01/2019	10.07
Standing Water Level (mBTOC)	m	DG_A_I_PZ_GW03	15/01/2019	10.07
Standing Water Level (mBTOC)	m	DG_A_I_PZ_GW04	15/01/2019	23.9
Standing Water Level (mBTOC)	m	DG_A_I_PZ_GW04	15/01/2019	23.9
Standing Water Level (mBTOC)	m	DG_A_I_PZ_GW05	15/01/2019	21.33
Standing Water Level (mBTOC)	m	DG_A_I_PZ_GW05	15/01/2019	21.33
Standing Water Level (mBTOC)	m	DG_A_I_PZ_GW01	15/01/2019	19.05
Standing Water Level (mBTOC)	m	DG_A_I_PZ_GW01	15/01/2019	19.05
Standing Water Level (mBTOC)	m	DG_A_I_PZ_GW05	15/01/2019	21.33
Standing Water Level (mBTOC)	m	DG_A_I_PZ_GW05	15/01/2019	21.33
Standing Water Level (mBTOC)	m	DG_A_I_PZ_GW04	15/01/2019	23.9
Standing Water Level (mBTOC)	m	DG_A_I_PZ_GW04	15/01/2019	23.9
Standing Water Level (mBTOC)	m	DG_A_I_PZ_GW03	15/01/2019	10.07
Standing Water Level (mBTOC)	m	DG_A_I_PZ_GW03	15/01/2019	10.07
Standing Water Level (mBTOC)	m	DG_A_I_PZ_GW02	15/01/2019	15.51
Standing Water Level (mBTOC)	m	DG_A_I_PZ_GW02	15/01/2019	15.51
Standing Water Level (mBTOC)	m	DG_A_I_PZ_BW05	17/01/2019	4.99
Standing Water Level (mBTOC)	m	DG_A_I_PZ_BW28A	17/01/2019	4.5

Variable	Unit	Sample Point	Date	Result
Standing Water Level (mBTOC)	m	DG_A_I_PZ_BW36	17/01/2019	27.35
Standing Water Level (mBTOC)	m	DG_A_I_PZ_BW45B	17/01/2019	19.94
Standing Water Level (mBTOC)	m	DG_A_I_PZ_GW07	17/01/2019	16.44
Standing Water Level (mBTOC)	m	DG_A_I_PZ_BW05	17/01/2019	4.99
Standing Water Level (mBTOC)	m	DG_A_I_PZ_BW05	17/01/2019	4.99
Standing Water Level (mBTOC)	m	DG_A_I_PZ_BW05	17/01/2019	4.99
Standing Water Level (mBTOC)	m	DG_A_I_PZ_BW28A	17/01/2019	4.5
Standing Water Level (mBTOC)	m	DG_A_I_PZ_BW36	17/01/2019	27.35
Standing Water Level (mBTOC)	m	DG_A_I_PZ_BW28A	17/01/2019	4.5
Standing Water Level (mBTOC)	m	DG_A_I_PZ_BW28A	17/01/2019	4.5
Standing Water Level (mBTOC)	m	DG_A_I_PZ_BW45B	17/01/2019	19.94
Standing Water Level (mBTOC)	m	DG_A_I_PZ_BW45B	17/01/2019	19.94
Standing Water Level (mBTOC)	m	DG_A_I_PZ_BW36	17/01/2019	27.35
Standing Water Level (mBTOC)	m	DG_A_I_PZ_GW07	17/01/2019	16.44
Standing Water Level (mBTOC)	m	DG_A_I_PZ_GW07	17/01/2019	16.44
Standing Water Level (mBTOC)	m	DG_A_I_PZ_WRK300	21/01/2019	24.59
Standing Water Level (mBTOC)	m	DG_A_I_PZ_WRK301	21/01/2019	18.42
Standing Water Level (mBTOC)	m	DG_A_I_PZ_WRK301	21/01/2019	18.42
Standing Water Level (mBTOC)	m	DG_A_I_PZ_WRK301	21/01/2019	18.42
Standing Water Level (mBTOC)	m	DG_A_I_PZ_WRK300	21/01/2019	24.59
Standing Water Level (mBTOC)	m	DG_A_I_PZ_WRK300	21/01/2019	24.59
Standing Water Level (mBTOC)	m	DG_A_I_PZ_GW01	15/02/2019	19.11
Standing Water Level (mBTOC)	m	DG_A_I_PZ_GW02	15/02/2019	15.7
Standing Water Level (mBTOC)	m	DG_A_I_PZ_GW04	15/02/2019	23.89
Standing Water Level (mBTOC)	m	DG_A_I_PZ_GW06	15/02/2019	13.4
Standing Water Level (mBTOC)	m	DG_A_I_PZ_GW02	15/02/2019	15.7
Standing Water Level (mBTOC)	m	DG_A_I_PZ_GW01	15/02/2019	19.11
Standing Water Level (mBTOC)	m	DG_A_I_PZ_GW04	15/02/2019	23.89
Standing Water Level (mBTOC)	m	DG_A_I_PZ_GW06	15/02/2019	13.4
Standing Water Level (mBTOC)	m	DG_A_I_PZ_BW28A	18/02/2019	4.41
Standing Water Level (mBTOC)	m	DG_A_I_PZ_GW08	18/02/2019	13.35
Standing Water Level (mBTOC)	m	DG_A_I_PZ_WRK300	18/02/2019	24.61
Standing Water Level (mBTOC)	m	DG_A_I_PZ_WRK301	18/02/2019	18.39
Standing Water Level (mBTOC)	m	DG_A_I_PZ_WRK302	18/02/2019	13.7
Standing Water Level (mBTOC)	m	DG_A_I_PZ_GW08	18/02/2019	13.35
Standing Water Level (mBTOC)	m	DG_A_I_PZ_GW08	18/02/2019	13.35
Standing Water Level (mBTOC)	m	DG_A_I_PZ_WRK302	18/02/2019	13.7
Standing Water Level (mBTOC)	m	DG_A_I_PZ_WRK302	18/02/2019	13.7
Standing Water Level (mBTOC)	m	DG_A_I_PZ_WRK301	18/02/2019	18.39
Standing Water Level (mBTOC)	m	DG_A_I_PZ_WRK301	18/02/2019	18.39
Standing Water Level (mBTOC)	m	DG_A_I_PZ_WRK300	18/02/2019	24.61
Standing Water Level (mBTOC)	m	DG_A_I_PZ_WRK300	18/02/2019	24.61
Standing Water Level (mBTOC)	m	DG_A_I_PZ_BW28A	18/02/2019	4.41
Standing Water Level (mBTOC)	m	DG_A_I_PZ_BW28A	18/02/2019	4.41
Standing Water Level (mBTOC)	m	DG_A_I_PZ_BW36	19/02/2019	27.3
Standing Water Level (mBTOC)	m	DG_A_I_PZ_BW53/Puls	19/02/2019	10.35
Standing Water Level (mBTOC)	m	DG_A_I_PZ_GW03	19/02/2019	10.04
Standing Water Level (mBTOC)	m	DG_A_I_PZ_GW05	19/02/2019	21.31
Standing Water Level (mBTOC)	m	DG_A_I_PZ_GW07	19/02/2019	16.47
Standing Water Level (mBTOC)	m	DG_A_I_PZ_GW07	19/02/2019	16.47
Standing Water Level (mBTOC)	m	DG_A_I_PZ_GW07	19/02/2019	16.47
Standing Water Level (mBTOC)	m	DG_A_I_PZ_GW05	19/02/2019	21.31

Variable	Unit	Sample Point	Date	Result
Standing Water Level (mBTOC)	m	DG_A_I_PZ_GW05	19/02/2019	21.31
Standing Water Level (mBTOC)	m	DG_A_I_PZ_GW03	19/02/2019	10.04
Standing Water Level (mBTOC)	m	DG_A_I_PZ_GW03	19/02/2019	10.04
Standing Water Level (mBTOC)	m	DG_A_I_PZ_BW53/Puls	19/02/2019	10.35
Standing Water Level (mBTOC)	m	DG_A_I_PZ_BW53/Puls	19/02/2019	10.35
Standing Water Level (mBTOC)	m	DG_A_I_PZ_BW36	19/02/2019	27.3
Standing Water Level (mBTOC)	m	DG_A_I_PZ_BW45B	20/02/2019	19.91
Standing Water Level (mBTOC)	m	DG_A_I_PZ_WRK303	20/02/2019	20.6
Standing Water Level (mBTOC)	m	DG_A_I_PZ_WRK304	20/02/2019	18.6
Standing Water Level (mBTOC)	m	DG_A_I_PZ_WRK303	20/02/2019	20.6
Standing Water Level (mBTOC)	m	DG_A_I_PZ_WRK304	20/02/2019	18.6
Standing Water Level (mBTOC)	m	DG_A_I_PZ_BW45B	20/02/2019	19.91
Standing Water Level (mBTOC)	m	DG_A_I_PZ_BW45B	6/03/2019	19.97
Standing Water Level (mBTOC)	m	DG_A_I_PZ_BW45B	6/03/2019	19.97
Standing Water Level (mBTOC)	m	DG_A_I_PZ_BW36	12/03/2019	27.31
Standing Water Level (mBTOC)	m	DG_A_I_PZ_IWB6	14/03/2019	2.62
Standing Water Level (mBTOC)	m	DG_A_I_PZ_WRK301	14/03/2019	18.91
Standing Water Level (mBTOC)	m	DG_A_I_PZ_WRK303	14/03/2019	20.87
Standing Water Level (mBTOC)	m	DG_A_I_PZ_IWB2	14/03/2019	12.32
Standing Water Level (mBTOC)	m	DG_A_I_PZ_BW45B	19/03/2019	19.96
Standing Water Level (mBTOC)	m	DG_A_I_PZ_GW01	19/03/2019	19.05
Standing Water Level (mBTOC)	m	DG_A_I_PZ_GW02	19/03/2019	15.67
Standing Water Level (mBTOC)	m	DG_A_I_PZ_GW03	19/03/2019	10.42
Standing Water Level (mBTOC)	m	DG_A_I_PZ_GW04	19/03/2019	24.02
Standing Water Level (mBTOC)	m	DG_A_I_PZ_GW05	19/03/2019	21.29
Standing Water Level (mBTOC)	m	DG_A_I_PZ_GW06	19/03/2019	13.45
Standing Water Level (mBTOC)	m	DG_A_I_PZ_GW07	19/03/2019	16.48
Standing Water Level (mBTOC)	m	DG_A_I_PZ_GW08	19/03/2019	13.395
Standing Water Level (mBTOC)	m	DG_A_I_PZ_WRK302	19/03/2019	13.75
Standing Water Level (mBTOC)	m	DG_A_I_PZ_WRK304	19/03/2019	18.72
Standing Water Level (mBTOC)	m	DG_A_I_PZ_BW05	20/03/2019	5.32
Standing Water Level (mBTOC)	m	DG_A_I_PZ_BW28A	20/03/2019	4.63
Standing Water Level (mBTOC)	m	DG_A_I_PZ_BW36	20/03/2019	27.14
Standing Water Level (mBTOC)	m	DG_A_I_PZ_BW53/Puls	20/03/2019	9.58
Standing Water Level (mBTOC)	m	DG_A_I_PZ_GW01	20/03/2019	19.05
Standing Water Level (mBTOC)	m	DG_A_I_PZ_GW01	20/03/2019	19.05
Standing Water Level (mBTOC)	m	DG_A_I_PZ_GW01	20/03/2019	19.05
Standing Water Level (mBTOC)	m	DG_A_I_PZ_BW45B	20/03/2019	19.92
Standing Water Level (mBTOC)	m	DG_A_I_PZ_BW45B	20/03/2019	19.92
Standing Water Level (mBTOC)	m	DG_A_I_PZ_BW45B	20/03/2019	19.92
Standing Water Level (mBTOC)	m	DG_A_I_PZ_BW05	20/03/2019	5.43
Standing Water Level (mBTOC)	m	DG_A_I_PZ_BW05	20/03/2019	5.43
Standing Water Level (mBTOC)	m	DG_A_I_PZ_IWB2	21/03/2019	12.01
Standing Water Level (mBTOC)	m	DG_A_I_PZ_GW07	21/03/2019	16.44
Standing Water Level (mBTOC)	m	DG_A_I_PZ_GW07	21/03/2019	16.44
Standing Water Level (mBTOC)	m	DG_A_I_PZ_WRK300	21/03/2019	24.66
Standing Water Level (mBTOC)	m	DG_A_I_PZ_WRK300	21/03/2019	24.66
Standing Water Level (mBTOC)	m	DG_A_I_PZ_WRK302	21/03/2019	13.74
Standing Water Level (mBTOC)	m	DG_A_I_PZ_WRK302	21/03/2019	13.74
Standing Water Level (mBTOC)	m	DG_A_I_PZ_GW06	21/03/2019	13.45
Standing Water Level (mBTOC)	m	DG_A_I_PZ_GW06	21/03/2019	13.45
Standing Water Level (mBTOC)	m	DG_A_I_PZ_WRK302	4/04/2019	13.78

Variable	Unit	Sample Point	Date	Result
Standing Water Level (mBTOC)	m	DG_A_I_PZ_WRK301	4/04/2019	18.72
Standing Water Level (mBTOC)	m	DG_A_I_PZ_IWB2	10/04/2019	12.1
Standing Water Level (mBTOC)	m	DG_A_I_PZ_IWB6	10/04/2019	2.41
Standing Water Level (mBTOC)	m	DG_A_I_PZ_GW03	10/04/2019	10.53
Standing Water Level (mBTOC)	m	DG_A_I_PZ_GW02	10/04/2019	15.59
Standing Water Level (mBTOC)	m	DG_A_I_PZ_GW07	10/04/2019	16.46
Standing Water Level (mBTOC)	m	DG_A_I_PZ_BW36	10/04/2019	27.32
Standing Water Level (mBTOC)	m	DG_A_I_PZ_BW45B	11/04/2019	19.98
Standing Water Level (mBTOC)	m	DG_A_I_PZ_GW05	11/04/2019	21.31
Standing Water Level (mBTOC)	m	DG_A_I_PZ_GW04	11/04/2019	23.88
Standing Water Level (mBTOC)	m	DG_A_I_PZ_GW01	11/04/2019	19.15
Standing Water Level (mBTOC)	m	DG_A_I_PZ_GW08	12/04/2019	13.3
Standing Water Level (mBTOC)	m	DG_A_I_PZ_WRK302	12/04/2019	13.74
Standing Water Level (mBTOC)	m	DG_A_I_PZ_GW06	12/04/2019	13.39
Standing Water Level (mBTOC)	m	DG_A_I_PZ_WRK300	12/04/2019	24.62
Standing Water Level (mBTOC)	m	DG_A_I_PZ_BW45B	15/04/2019	19.96
Standing Water Level (mBTOC)	m	DG_A_I_PZ_BW45B	15/04/2019	19.96
Standing Water Level (mBTOC)	m	DG_A_I_PZ_GW01	15/04/2019	19.03
Standing Water Level (mBTOC)	m	DG_A_I_PZ_GW01	15/04/2019	19.03
Standing Water Level (mBTOC)	m	DG_A_I_PZ_WRK302	17/04/2019	13.7
Standing Water Level (mBTOC)	m	DG_A_I_PZ_WRK302	17/04/2019	13.7
Standing Water Level (mBTOC)	m	DG_A_I_PZ_GW06	17/04/2019	13.4
Standing Water Level (mBTOC)	m	DG_A_I_PZ_GW06	17/04/2019	13.4
Standing Water Level (mBTOC)	m	DG_A_I_PZ_WRK300	17/04/2019	24.6
Standing Water Level (mBTOC)	m	DG_A_I_PZ_WRK300	17/04/2019	24.6
Standing Water Level (mBTOC)	m	DG_A_I_PZ_WRK303	18/04/2019	20.57
Standing Water Level (mBTOC)	m	DG_A_I_PZ_WRK304	18/04/2019	18.64
Standing Water Level (mBTOC)	m	DG_A_I_PZ_WRK301	18/04/2019	18.4
Standing Water Level (mBTOC)	m	DG_A_I_PZ_GW01	14/05/2019	19.07
Standing Water Level (mBTOC)	m	DG_A_I_PZ_BW45B	14/05/2019	19.97
Standing Water Level (mBTOC)	m	DG_A_I_PZ_GW05	14/05/2019	21.44
Standing Water Level (mBTOC)	m	DG_A_I_PZ_GW04	14/05/2019	23.86
Standing Water Level (mBTOC)	m	DG_A_I_PZ_BW36	21/05/2019	27.16
Standing Water Level (mBTOC)	m	DG_A_I_PZ_GW03	21/05/2019	10.37
Standing Water Level (mBTOC)	m	DG_A_I_PZ_GW02	21/05/2019	15.71
Standing Water Level (mBTOC)	m	DG_A_I_PZ_WRK300	21/05/2019	24.53
Standing Water Level (mBTOC)	m	DG_A_I_PZ_GW07	21/05/2019	16.43
Standing Water Level (mBTOC)	m	DG_A_I_PZ_WRK302	22/05/2019	13.75
Standing Water Level (mBTOC)	m	DG_A_I_PZ_GW06	22/05/2019	13.46
Standing Water Level (mBTOC)	m	DG_A_I_PZ_GW08	22/05/2019	13.36
Standing Water Level (mBTOC)	m	DG_A_I_PZ_WRK303	22/05/2019	20.51
Standing Water Level (mBTOC)	m	DG_A_I_PZ_WRK304	22/05/2019	18.59
Standing Water Level (mBTOC)	m	DG_A_I_PZ_WRK301	23/05/2019	18.67
Standing Water Level (mBTOC)	m	DG_A_I_PZ_BW36	7/06/2019	27.28
Standing Water Level (mBTOC)	m	DG_A_I_PZ_GW03	7/06/2019	10.54
Standing Water Level (mBTOC)	m	DG_A_I_PZ_GW02	7/06/2019	15.65
Standing Water Level (mBTOC)	m	DG_A_I_PZ_GW05	7/06/2019	21.38
Standing Water Level (mBTOC)	m	DG_A_I_PZ_GW04	7/06/2019	23.81
Standing Water Level (mBTOC)	m	DG_A_I_PZ_GW07	12/06/2019	16.41
Standing Water Level (mBTOC)	m	DG_A_I_PZ_WRK302	14/06/2019	13.69
Standing Water Level (mBTOC)	m	DG_A_I_PZ_WRK301	14/06/2019	18.51
Standing Water Level (mBTOC)	m	DG_A_I_PZ_GW06	14/06/2019	13.43

Variable	Unit	Sample Point	Date	Result
Standing Water Level (mBTOC)	m	DG_A_I_PZ_BW45B	18/06/2019	19.9
Standing Water Level (mBTOC)	m	DG_A_I_PZ_GW01	18/06/2019	19.06
Standing Water Level (mBTOC)	m	DG_A_I_PZ_GW06	18/06/2019	13.43
Standing Water Level (mBTOC)	m	DG_A_I_PZ_WRK303	19/06/2019	20.67
Standing Water Level (mBTOC)	m	DG_A_I_PZ_WRK304	19/06/2019	18.82
Standing Water Level (mBTOC)	m	DG_A_I_PZ_WRK300	19/06/2019	24.61
Temperature	°C	DG_A_I_PZ_IWB2	10/01/2019	17.9
Temperature	°C	DG_A_I_PZ_IWB2	10/01/2019	17.9
Temperature	°C	DG_A_I_PZ_IWB6	10/01/2019	16.6
Temperature	°C	DG_A_I_PZ_IWB6	10/01/2019	16.6
Temperature	°C	DG_A_I_PZ_BW53/Puls	10/01/2019	18
Temperature	°C	DG_A_I_PZ_BW53/Puls	10/01/2019	18
Temperature	°C	DG_A_I_PZ_WRK303	14/01/2019	19.1
Temperature	°C	DG_A_I_PZ_WRK303	14/01/2019	19.1
Temperature	°C	DG_A_I_PZ_WRK304	14/01/2019	19.1
Temperature	°C	DG_A_I_PZ_WRK304	14/01/2019	19.1
Temperature	°C	DG_A_I_PZ_WRK302	14/01/2019	17.6
Temperature	°C	DG_A_I_PZ_WRK302	14/01/2019	17.6
Temperature	°C	DG_A_I_PZ_GW06	14/01/2019	18.3
Temperature	°C	DG_A_I_PZ_GW06	14/01/2019	18.3
Temperature	°C	DG_A_I_PZ_GW08	14/01/2019	18.6
Temperature	°C	DG_A_I_PZ_GW08	14/01/2019	18.6
Temperature	°C	DG_A_I_PZ_GW01	15/01/2019	19
Temperature	°C	DG_A_I_PZ_GW01	15/01/2019	19
Temperature	°C	DG_A_I_PZ_GW05	15/01/2019	21
Temperature	°C	DG_A_I_PZ_GW05	15/01/2019	21
Temperature	°C	DG_A_I_PZ_GW04	15/01/2019	21.1
Temperature	°C	DG_A_I_PZ_GW04	15/01/2019	21.1
Temperature	°C	DG_A_I_PZ_GW03	15/01/2019	20
Temperature	°C	DG_A_I_PZ_GW03	15/01/2019	20
Temperature	°C	DG_A_I_PZ_GW02	15/01/2019	21
Temperature	°C	DG_A_I_PZ_GW02	15/01/2019	21
Temperature	°C	DG_A_I_PZ_BW05	17/01/2019	16.9
Temperature	°C	DG_A_I_PZ_BW05	17/01/2019	16.9
Temperature	°C	DG_A_I_PZ_BW28A	17/01/2019	17.7
Temperature	°C	DG_A_I_PZ_BW28A	17/01/2019	17.7
Temperature	°C	DG_A_I_PZ_BW45B	17/01/2019	20
Temperature	°C	DG_A_I_PZ_BW45B	17/01/2019	20
Temperature	°C	DG_A_I_PZ_GW07	17/01/2019	20
Temperature	°C	DG_A_I_PZ_GW07	17/01/2019	20
Temperature	°C	DG_A_I_PZ_WRK301	21/01/2019	27
Temperature	°C	DG_A_I_PZ_WRK301	21/01/2019	27
Temperature	°C	DG_A_I_PZ_WRK300	21/01/2019	26
Temperature	°C	DG_A_I_PZ_WRK300	21/01/2019	26
Temperature	°C	DG_A_I_PZ_GW02	15/02/2019	21
Temperature	°C	DG_A_I_PZ_GW01	15/02/2019	19.6
Temperature	°C	DG_A_I_PZ_GW04	15/02/2019	21.2
Temperature	°C	DG_A_I_PZ_GW06	15/02/2019	21.5
Temperature	°C	DG_A_I_PZ_GW08	18/02/2019	19.8
Temperature	°C	DG_A_I_PZ_GW08	18/02/2019	19.8
Temperature	°C	DG_A_I_PZ_WRK302	18/02/2019	17.5
Temperature	°C	DG_A_I_PZ_WRK302	18/02/2019	17.5

Variable	Unit	Sample Point	Date	Result
Temperature	°C	DG_A_I_PZ_WRK301	18/02/2019	24.8
Temperature	°C	DG_A_I_PZ_WRK301	18/02/2019	24.8
Temperature	°C	DG_A_I_PZ_WRK300	18/02/2019	26
Temperature	°C	DG_A_I_PZ_WRK300	18/02/2019	26
Temperature	°C	DG_A_I_PZ_BW28A	18/02/2019	18.7
Temperature	°C	DG_A_I_PZ_BW28A	18/02/2019	18.7
Temperature	°C	DG_A_I_PZ_GW07	19/02/2019	20
Temperature	°C	DG_A_I_PZ_GW07	19/02/2019	20
Temperature	°C	DG_A_I_PZ_GW05	19/02/2019	20.6
Temperature	°C	DG_A_I_PZ_GW05	19/02/2019	20.6
Temperature	°C	DG_A_I_PZ_GW03	19/02/2019	19.1
Temperature	°C	DG_A_I_PZ_GW03	19/02/2019	19.1
Temperature	°C	DG_A_I_PZ_BW53/Puls	19/02/2019	17.3
Temperature	°C	DG_A_I_PZ_BW53/Puls	19/02/2019	17.3
Temperature	°C	DG_A_I_PZ_WRK303	20/02/2019	19
Temperature	°C	DG_A_I_PZ_WRK304	20/02/2019	18.8
Temperature	°C	DG_A_I_PZ_BW45B	20/02/2019	19.5
Temperature	°C	DG_A_I_PZ_BW45B	6/03/2019	17.4
Temperature	°C	DG_A_I_PZ_BW45B	6/03/2019	17.4
Temperature	°C	DG_A_I_PZ_GW01	20/03/2019	19.3
Temperature	°C	DG_A_I_PZ_GW01	20/03/2019	19.3
Temperature	°C	DG_A_I_PZ_GW01	20/03/2019	19.3
Temperature	°C	DG_A_I_PZ_BW45B	20/03/2019	20
Temperature	°C	DG_A_I_PZ_BW45B	20/03/2019	20
Temperature	°C	DG_A_I_PZ_BW45B	20/03/2019	20
Temperature	°C	DG_A_I_PZ_BW05	20/03/2019	19.1
Temperature	°C	DG_A_I_PZ_BW05	20/03/2019	19.1
Temperature	°C	DG_A_I_PZ_GW07	21/03/2019	19.7
Temperature	°C	DG_A_I_PZ_GW07	21/03/2019	19.7
Temperature	°C	DG_A_I_PZ_WRK300	21/03/2019	24
Temperature	°C	DG_A_I_PZ_WRK300	21/03/2019	24
Temperature	°C	DG_A_I_PZ_WRK302	21/03/2019	19.1
Temperature	°C	DG_A_I_PZ_WRK302	21/03/2019	19.1
Temperature	°C	DG_A_I_PZ_GW06	21/03/2019	21.7
Temperature	°C	DG_A_I_PZ_GW06	21/03/2019	21.1
Temperature	°C	DG_A_I_PZ_IWB2	10/04/2019	17.7
Temperature	°C	DG_A_I_PZ_IWB6	10/04/2019	18.4
Temperature	°C	DG_A_I_PZ_GW03	10/04/2019	18.3
Temperature	°C	DG_A_I_PZ_GW02	10/04/2019	17.8
Temperature	°C	DG_A_I_PZ_GW07	10/04/2019	18.3
Temperature	°C	DG_A_I_PZ_BW45B	11/04/2019	17.9
Temperature	°C	DG_A_I_PZ_GW05	11/04/2019	19
Temperature	°C	DG_A_I_PZ_GW04	11/04/2019	19.8
Temperature	°C	DG_A_I_PZ_GW01	11/04/2019	17.7
Temperature	°C	DG_A_I_PZ_GW08	12/04/2019	17.7
Temperature	°C	DG_A_I_PZ_WRK302	12/04/2019	17.4
Temperature	°C	DG_A_I_PZ_GW06	12/04/2019	17
Temperature	°C	DG_A_I_PZ_WRK300	12/04/2019	19.5
Temperature	°C	DG_A_I_PZ_BW45B	15/04/2019	19
Temperature	°C	DG_A_I_PZ_BW45B	15/04/2019	19
Temperature	°C	DG_A_I_PZ_GW01	15/04/2019	18.5
Temperature	°C	DG_A_I_PZ_GW01	15/04/2019	18.5

Variable	Unit	Sample Point	Date	Result
Temperature	°C	DG_A_I_PZ_WRK302	17/04/2019	17.3
Temperature	°C	DG_A_I_PZ_WRK302	17/04/2019	17.3
Temperature	°C	DG_A_I_PZ_GW06	17/04/2019	17.5
Temperature	°C	DG_A_I_PZ_GW06	17/04/2019	17.5
Temperature	°C	DG_A_I_PZ_WRK300	17/04/2019	20.3
Temperature	°C	DG_A_I_PZ_WRK300	17/04/2019	20.3
Temperature	°C	DG_A_I_PZ_WRK303	18/04/2019	19.3
Temperature	°C	DG_A_I_PZ_WRK304	18/04/2019	18.5
Temperature	°C	DG_A_I_PZ_WRK301	18/04/2019	20.2
Temperature	°C	DG_A_I_PZ_GW01	14/05/2019	18.2
Temperature	°C	DG_A_I_PZ_BW45B	14/05/2019	19.1
Temperature	°C	DG_A_I_PZ_GW05	14/05/2019	19.8
Temperature	°C	DG_A_I_PZ_GW04	14/05/2019	20
Temperature	°C	DG_A_I_PZ_GW03	21/05/2019	18.5
Temperature	°C	DG_A_I_PZ_GW02	21/05/2019	19
Temperature	°C	DG_A_I_PZ_WRK300	21/05/2019	20
Temperature	°C	DG_A_I_PZ_GW07	21/05/2019	20
Temperature	°C	DG_A_I_PZ_WRK302	22/05/2019	17.2
Temperature	°C	DG_A_I_PZ_GW06	22/05/2019	17.5
Temperature	°C	DG_A_I_PZ_GW08	22/05/2019	17.9
Temperature	°C	DG_A_I_PZ_WRK303	22/05/2019	19
Temperature	°C	DG_A_I_PZ_WRK304	22/05/2019	18.6
Temperature	°C	DG_A_I_PZ_WRK301	23/05/2019	17.5
Temperature	°C	DG_A_I_PZ_GW03	7/06/2019	17.1
Temperature	°C	DG_A_I_PZ_GW02	7/06/2019	18.7
Temperature	°C	DG_A_I_PZ_GW05	7/06/2019	19.1
Temperature	°C	DG_A_I_PZ_GW04	7/06/2019	18.9
Temperature	°C	DG_A_I_PZ_GW07	12/06/2019	18.9
Temperature	°C	DG_A_I_PZ_WRK302	14/06/2019	16.9
Temperature	°C	DG_A_I_PZ_WRK301	14/06/2019	15.3
Temperature	°C	DG_A_I_PZ_GW06	14/06/2019	17.4
Temperature	°C	DG_A_I_PZ_BW45B	18/06/2019	18.3
Temperature	°C	DG_A_I_PZ_GW01	18/06/2019	18.1
Temperature	°C	DG_A_I_PZ_GW06	18/06/2019	17
Temperature	°C	DG_A_I_PZ_WRK303	19/06/2019	18.5
Temperature	°C	DG_A_I_PZ_WRK304	19/06/2019	18.1
Temperature	°C	DG_A_I_PZ_WRK300	19/06/2019	19

Appendix D: Monitoring Data (Lab) – Surface water

Variable	Unit	Sample Point	Date	Result
Alkalinity (Bicarbonate) as CaCO ₃	mg/L	DG_A_I_SW_DUSW14	8/01/2019	270
Alkalinity (Bicarbonate) as CaCO ₃	mg/L	DG_A_I_SW_DUSW14	9/04/2019	360
Alkalinity (Carbonate) as CaCO ₃	mg/L	DG_A_I_SW_DUSW14	8/01/2019	13
Alkalinity (Carbonate) as CaCO ₃	mg/L	DG_A_I_SW_DUSW14	9/04/2019	0
Alkalinity (Hydroxide) as OH	mg/L	DG_A_I_SW_DUSW14	8/01/2019	0
Alkalinity (Hydroxide) as OH	mg/L	DG_A_I_SW_DUSW14	9/04/2019	0
Aluminium (Total)	mg/L	DG_A_I_SW_DUSW14	8/01/2019	0.19
Aluminium (Total)	mg/L	DG_A_I_SW_DUSW14	9/04/2019	0.2
Ammonia Nitrogen	mg/L	DG_A_I_SW_DUSW14	8/01/2019	0.008
Ammonia Nitrogen	mg/L	DG_A_I_SW_DUSW14	9/04/2019	0.004
Anions (Total)	meq/L	DG_A_I_SW_DUSW14	8/01/2019	80
Anions (Total)	meq/L	DG_A_I_SW_DUSW14	9/04/2019	74
Antimony (Total)	mg/L	DG_A_I_SW_DUSW14	8/01/2019	0.001
Antimony (Total)	mg/L	DG_A_I_SW_DUSW14	9/04/2019	0.001
Arsenic (Total)	mg/L	DG_A_I_SW_DUSW14	8/01/2019	0.004
Arsenic (Total)	mg/L	DG_A_I_SW_DUSW14	9/04/2019	0.002
Barium (Total)	mg/L	DG_A_I_SW_DUSW14	8/01/2019	0.12
Barium (Total)	mg/L	DG_A_I_SW_DUSW14	9/04/2019	0.083
Beryllium (Total)	mg/L	DG_A_I_SW_DUSW14	8/01/2019	0.001
Beryllium (Total)	mg/L	DG_A_I_SW_DUSW14	9/04/2019	0.001
Boron (Total)	mg/L	DG_A_I_SW_DUSW14	8/01/2019	0.22
Boron (Total)	mg/L	DG_A_I_SW_DUSW14	9/04/2019	0.29
Cadmium (Total)	mg/L	DG_A_I_SW_DUSW14	8/01/2019	0.0002
Cadmium (Total)	mg/L	DG_A_I_SW_DUSW14	9/04/2019	0.0002
Calcium	mg/L	DG_A_I_SW_DUSW14	8/01/2019	50
Calcium	mg/L	DG_A_I_SW_DUSW14	9/04/2019	49
Cations (Total)	meq/L	DG_A_I_SW_DUSW14	8/01/2019	76
Cations (Total)	meq/L	DG_A_I_SW_DUSW14	9/04/2019	69
Chloride	mg/L	DG_A_I_SW_DUSW14	8/01/2019	2400
Chloride	mg/L	DG_A_I_SW_DUSW14	9/04/2019	2200
Chromium (Total)	mg/L	DG_A_I_SW_DUSW14	8/01/2019	0.001
Chromium (Total)	mg/L	DG_A_I_SW_DUSW14	9/04/2019	0.001
Cobalt (Total)	mg/L	DG_A_I_SW_DUSW14	8/01/2019	0.001
Cobalt (Total)	mg/L	DG_A_I_SW_DUSW14	9/04/2019	0.001
Copper (Total)	mg/L	DG_A_I_SW_DUSW14	8/01/2019	0.001
Copper (Total)	mg/L	DG_A_I_SW_DUSW14	9/04/2019	0.001
Electrical Conductivity	µS/cm	DG_A_I_SW_DUSW14	8/01/2019	8000
Electrical Conductivity	µS/cm	DG_A_I_SW_DUSW14	9/04/2019	7400
Fluoride	mg/L	DG_A_I_SW_DUSW14	8/01/2019	0.32
Fluoride	mg/L	DG_A_I_SW_DUSW14	9/04/2019	0.29
Iron (Total)	mg/L	DG_A_I_SW_DUSW14	8/01/2019	1.9
Iron (Total)	mg/L	DG_A_I_SW_DUSW14	9/04/2019	2.5
Lead (Total)	mg/L	DG_A_I_SW_DUSW14	8/01/2019	0.001
Lead (Total)	mg/L	DG_A_I_SW_DUSW14	9/04/2019	0.001
Magnesium	mg/L	DG_A_I_SW_DUSW14	8/01/2019	140
Magnesium	mg/L	DG_A_I_SW_DUSW14	9/04/2019	130
Manganese (Total)	mg/L	DG_A_I_SW_DUSW14	8/01/2019	0.23
Manganese (Total)	mg/L	DG_A_I_SW_DUSW14	9/04/2019	0.19
Mercury (Total)	mg/L	DG_A_I_SW_DUSW14	8/01/2019	0.0001
Mercury (Total)	mg/L	DG_A_I_SW_DUSW14	9/04/2019	0.0001

Variable	Unit	Sample Point	Date	Result
Molybdenum (Total)	mg/L	DG_A_I_SW_DUSW14	8/01/2019	0.001
Molybdenum (Total)	mg/L	DG_A_I_SW_DUSW14	9/04/2019	0.001
Nickel (Total)	mg/L	DG_A_I_SW_DUSW14	8/01/2019	0.001
Nickel (Total)	mg/L	DG_A_I_SW_DUSW14	9/04/2019	0.001
Nitrate-Nitrogen	mg/L	DG_A_I_SW_DUSW14	8/01/2019	0.005
Nitrate-Nitrogen	mg/L	DG_A_I_SW_DUSW14	9/04/2019	0.005
Nitrite-Nitrogen	mg/L	DG_A_I_SW_DUSW14	8/01/2019	0.002
Nitrite-Nitrogen	mg/L	DG_A_I_SW_DUSW14	9/04/2019	0.001
Nitrogen (Total)	mg/L	DG_A_I_SW_DUSW14	8/01/2019	1.1
Nitrogen (Total)	mg/L	DG_A_I_SW_DUSW14	9/04/2019	1.1
pH	pH units	DG_A_I_SW_DUSW14	8/01/2019	7.8
pH	pH units	DG_A_I_SW_DUSW14	9/04/2019	7.4
Phosphorus (Ortho)	mg/L	DG_A_I_SW_DUSW14	8/01/2019	0.009
Phosphorus (Ortho)	mg/L	DG_A_I_SW_DUSW14	9/04/2019	0.004
Phosphorus (Total)	mg/L	DG_A_I_SW_DUSW14	8/01/2019	0.079
Phosphorus (Total)	mg/L	DG_A_I_SW_DUSW14	9/04/2019	0.04
Potassium	mg/L	DG_A_I_SW_DUSW14	8/01/2019	13
Potassium	mg/L	DG_A_I_SW_DUSW14	9/04/2019	15
Selenium (Total)	mg/L	DG_A_I_SW_DUSW14	8/01/2019	0.001
Selenium (Total)	mg/L	DG_A_I_SW_DUSW14	9/04/2019	0.001
Silver (Total)	mg/L	DG_A_I_SW_DUSW14	8/01/2019	0.001
Silver (Total)	mg/L	DG_A_I_SW_DUSW14	9/04/2019	0.001
Sodium	mg/L	DG_A_I_SW_DUSW14	8/01/2019	1400
Sodium	mg/L	DG_A_I_SW_DUSW14	9/04/2019	1300
Strontium (Total)	mg/L	DG_A_I_SW_DUSW14	8/01/2019	0.91
Strontium (Total)	mg/L	DG_A_I_SW_DUSW14	9/04/2019	0.7
Sulfate	mg/L	DG_A_I_SW_DUSW14	8/01/2019	350
Sulfate	mg/L	DG_A_I_SW_DUSW14	9/04/2019	240
Thallium (Total)	mg/L	DG_A_I_SW_DUSW14	8/01/2019	0.001
Thallium (Total)	mg/L	DG_A_I_SW_DUSW14	9/04/2019	0.001
Thorium (Total)	mg/L	DG_A_I_SW_DUSW14	8/01/2019	0.002
Thorium (Total)	mg/L	DG_A_I_SW_DUSW14	9/04/2019	0.002
Tin (Total)	mg/L	DG_A_I_SW_DUSW14	8/01/2019	0.001
Tin (Total)	mg/L	DG_A_I_SW_DUSW14	9/04/2019	0.001
Titanium (Total)	mg/L	DG_A_I_SW_DUSW14	8/01/2019	0.008
Titanium (Total)	mg/L	DG_A_I_SW_DUSW14	9/04/2019	0.001
Total Dissolved Solids	mg/L	DG_A_I_SW_DUSW14	8/01/2019	4600
Total Dissolved Solids	mg/L	DG_A_I_SW_DUSW14	9/04/2019	4400
Total Kjeldahl Nitrogen	mg/L	DG_A_I_SW_DUSW14	8/01/2019	1.1
Total Kjeldahl Nitrogen	mg/L	DG_A_I_SW_DUSW14	9/04/2019	1.1
Total Oxidised Nitrogen as N	mg/L	DG_A_I_SW_DUSW14	8/01/2019	0.007
Total Oxidised Nitrogen as N	mg/L	DG_A_I_SW_DUSW14	9/04/2019	0.01
Total Suspended Solids	mg/L	DG_A_I_SW_DUSW14	8/01/2019	12
Total Suspended Solids	mg/L	DG_A_I_SW_DUSW14	9/04/2019	16
Uranium (Total)	mg/L	DG_A_I_SW_DUSW14	8/01/2019	0.001
Uranium (Total)	mg/L	DG_A_I_SW_DUSW14	9/04/2019	0.001
Vanadium (Total)	mg/L	DG_A_I_SW_DUSW14	8/01/2019	0.001
Vanadium (Total)	mg/L	DG_A_I_SW_DUSW14	9/04/2019	0.002
Zinc (Total)	mg/L	DG_A_I_SW_DUSW14	8/01/2019	0.003
Zinc (Total)	mg/L	DG_A_I_SW_DUSW14	9/04/2019	0.006

Appendix E: Monitoring Data (Field) – Surface water

Variable	Unit	Sample Point	Date	Result
Dissolved Oxygen	mg/L	DG_A_I_SW_DUSW19	8/01/2019	9.6
Dissolved Oxygen	mg/L	DG_A_I_SW_DUSW17	8/01/2019	10.1
Dissolved Oxygen	mg/L	DG_A_I_SW_DUSW26	8/01/2019	9.9
Dissolved Oxygen	mg/L	DG_A_I_SW_DUSW14	8/01/2019	8.9
Dissolved Oxygen	mg/L	DG_A_I_SW_DUSW19	11/02/2019	9.2
Dissolved Oxygen	mg/L	DG_A_I_SW_DUSW19	11/02/2019	9.2
Dissolved Oxygen	mg/L	DG_A_I_SW_DUSW17	11/02/2019	9.4
Dissolved Oxygen	mg/L	DG_A_I_SW_DUSW17	11/02/2019	9.4
Dissolved Oxygen	mg/L	DG_A_I_SW_DUSW19	25/03/2019	8.3
Dissolved Oxygen	mg/L	DG_A_I_SW_DUSW17	25/03/2019	10.9
Dissolved Oxygen	mg/L	DG_A_I_SW_DUSW14	9/04/2019	8.4
Dissolved Oxygen	%	DG_A_I_SW_DUSW14	9/04/2019	86
Dissolved Oxygen	mg/L	DG_A_I_SW_DUSW19	9/04/2019	9.7
Dissolved Oxygen	%	DG_A_I_SW_DUSW19	9/04/2019	103
Dissolved Oxygen	mg/L	DG_A_I_SW_DUSW19	9/04/2019	9.7
Dissolved Oxygen	%	DG_A_I_SW_DUSW19	9/04/2019	100
Dissolved Oxygen	mg/L	DG_A_I_SW_DUSW17	9/04/2019	9.7
Dissolved Oxygen	%	DG_A_I_SW_DUSW17	9/04/2019	100
Dissolved Oxygen	mg/L	DG_A_I_SW_DUSW17	9/04/2019	9.7
Dissolved Oxygen	%	DG_A_I_SW_DUSW17	9/04/2019	102
Dissolved Oxygen	mg/L	DG_A_I_SW_DUSW19	13/05/2019	10.5
Dissolved Oxygen	%	DG_A_I_SW_DUSW19	13/05/2019	99
Dissolved Oxygen	mg/L	DG_A_I_SW_DUSW17	13/05/2019	10.8
Dissolved Oxygen	%	DG_A_I_SW_DUSW17	13/05/2019	100
Dissolved Oxygen	mg/L	DG_A_I_SW_DUSW19	5/06/2019	11.4
Dissolved Oxygen	%	DG_A_I_SW_DUSW19	5/06/2019	102
Dissolved Oxygen	mg/L	DG_A_I_SW_DUSW19	5/06/2019	11.4
Dissolved Oxygen	%	DG_A_I_SW_DUSW19	5/06/2019	102
Dissolved Oxygen	mg/L	DG_A_I_SW_DUSW17	5/06/2019	11.5
Dissolved Oxygen	%	DG_A_I_SW_DUSW17	5/06/2019	102
Dissolved Oxygen	mg/L	DG_A_I_SW_DUSW17	5/06/2019	11.5
Dissolved Oxygen	%	DG_A_I_SW_DUSW17	5/06/2019	102
Electrical Conductivity	µS/cm	DG_A_I_SW_DUSW19	8/01/2019	708
Electrical Conductivity	µS/cm	DG_A_I_SW_DUSW17	8/01/2019	740
Electrical Conductivity	µS/cm	DG_A_I_SW_DUSW26	8/01/2019	690
Electrical Conductivity	µS/cm	DG_A_I_SW_DUSW14	8/01/2019	8465
Electrical Conductivity	µS/cm	DG_A_I_SW_DUSW19	11/02/2019	785
Electrical Conductivity	µS/cm	DG_A_I_SW_DUSW19	11/02/2019	785
Electrical Conductivity	µS/cm	DG_A_I_SW_DUSW17	11/02/2019	1204
Electrical Conductivity	µS/cm	DG_A_I_SW_DUSW17	11/02/2019	1204
Electrical Conductivity	µS/cm	DG_A_I_SW_DUSW19	25/03/2019	847
Electrical Conductivity	µS/cm	DG_A_I_SW_DUSW17	25/03/2019	1935
Electrical Conductivity	µS/cm	DG_A_I_SW_DUSW14	9/04/2019	8164
Electrical Conductivity	µS/cm	DG_A_I_SW_DUSW19	9/04/2019	898
Electrical Conductivity	µS/cm	DG_A_I_SW_DUSW19	9/04/2019	898
Electrical Conductivity	µS/cm	DG_A_I_SW_DUSW17	9/04/2019	2138
Electrical Conductivity	µS/cm	DG_A_I_SW_DUSW17	9/04/2019	2138
Electrical Conductivity	µS/cm	DG_A_I_SW_DUSW19	13/05/2019	886
Electrical Conductivity	µS/cm	DG_A_I_SW_DUSW17	13/05/2019	2120
Electrical Conductivity	µS/cm	DG_A_I_SW_DUSW19	5/06/2019	838
Electrical Conductivity	µS/cm	DG_A_I_SW_DUSW19	5/06/2019	838
Electrical Conductivity	µS/cm	DG_A_I_SW_DUSW17	5/06/2019	1581
Electrical Conductivity	µS/cm	DG_A_I_SW_DUSW17	5/06/2019	1581
pH	pH units	DG_A_I_SW_DUSW19	8/01/2019	7.86
pH	pH units	DG_A_I_SW_DUSW17	8/01/2019	8.07
pH	pH units	DG_A_I_SW_DUSW26	8/01/2019	8.23

Variable	Unit	Sample Point	Date	Result
pH	pH units	DG_A_I_SW_DUSW14	8/01/2019	7.36
pH	pH units	DG_A_I_SW_DUSW19	11/02/2019	7.61
pH	pH units	DG_A_I_SW_DUSW19	11/02/2019	7.61
pH	pH units	DG_A_I_SW_DUSW17	11/02/2019	8.12
pH	pH units	DG_A_I_SW_DUSW17	11/02/2019	8.12
pH	pH units	DG_A_I_SW_DUSW19	25/03/2019	7.74
pH	pH units	DG_A_I_SW_DUSW17	25/03/2019	8.08
pH	pH units	DG_A_I_SW_DUSW14	9/04/2019	7.28
pH	pH units	DG_A_I_SW_DUSW19	9/04/2019	8.01
pH	pH units	DG_A_I_SW_DUSW19	9/04/2019	8.01
pH	pH units	DG_A_I_SW_DUSW17	9/04/2019	8.13
pH	pH units	DG_A_I_SW_DUSW17	9/04/2019	8.13
pH	pH units	DG_A_I_SW_DUSW19	13/05/2019	7.75
pH	pH units	DG_A_I_SW_DUSW17	13/05/2019	8.82
pH	pH units	DG_A_I_SW_DUSW19	5/06/2019	7.78
pH	pH units	DG_A_I_SW_DUSW19	5/06/2019	7.78
pH	pH units	DG_A_I_SW_DUSW17	5/06/2019	8.73
pH	pH units	DG_A_I_SW_DUSW17	5/06/2019	8.73
Redox Potential (Eh)	mV	DG_A_I_SW_DUSW19	8/01/2019	105
Redox Potential (Eh)	mV	DG_A_I_SW_DUSW17	8/01/2019	112
Redox Potential (Eh)	mV	DG_A_I_SW_DUSW26	8/01/2019	129
Redox Potential (Eh)	mV	DG_A_I_SW_DUSW14	8/01/2019	172
Redox Potential (Eh)	mV	DG_A_I_SW_DUSW19	11/02/2019	91
Redox Potential (Eh)	mV	DG_A_I_SW_DUSW19	11/02/2019	91
Redox Potential (Eh)	mV	DG_A_I_SW_DUSW17	11/02/2019	95
Redox Potential (Eh)	mV	DG_A_I_SW_DUSW17	11/02/2019	95
Redox Potential (Eh)	mV	DG_A_I_SW_DUSW19	25/03/2019	94
Redox Potential (Eh)	mV	DG_A_I_SW_DUSW17	25/03/2019	91
Redox Potential (Eh)	mV	DG_A_I_SW_DUSW14	9/04/2019	169
Redox Potential (Eh)	mV	DG_A_I_SW_DUSW19	9/04/2019	108
Redox Potential (Eh)	mV	DG_A_I_SW_DUSW19	9/04/2019	108
Redox Potential (Eh)	mV	DG_A_I_SW_DUSW17	9/04/2019	94
Redox Potential (Eh)	mV	DG_A_I_SW_DUSW17	9/04/2019	94
Redox Potential (Eh)	mV	DG_A_I_SW_DUSW19	13/05/2019	129
Redox Potential (Eh)	mV	DG_A_I_SW_DUSW17	13/05/2019	119
Redox Potential (Eh)	mV	DG_A_I_SW_DUSW19	5/06/2019	123
Redox Potential (Eh)	mV	DG_A_I_SW_DUSW19	5/06/2019	123
Redox Potential (Eh)	mV	DG_A_I_SW_DUSW17	5/06/2019	124
Redox Potential (Eh)	mV	DG_A_I_SW_DUSW17	5/06/2019	124
Temperature	°C	DG_A_I_SW_DUSW19	8/01/2019	24
Temperature	°C	DG_A_I_SW_DUSW17	8/01/2019	22.3
Temperature	°C	DG_A_I_SW_DUSW26	8/01/2019	24.1
Temperature	°C	DG_A_I_SW_DUSW14	8/01/2019	24.2
Temperature	°C	DG_A_I_SW_DUSW19	11/02/2019	20
Temperature	°C	DG_A_I_SW_DUSW19	11/02/2019	20
Temperature	°C	DG_A_I_SW_DUSW17	11/02/2019	20.6
Temperature	°C	DG_A_I_SW_DUSW17	11/02/2019	20.6
Temperature	°C	DG_A_I_SW_DUSW19	25/03/2019	19.9
Temperature	°C	DG_A_I_SW_DUSW17	25/03/2019	17.4
Temperature	°C	DG_A_I_SW_DUSW14	9/04/2019	15
Temperature	°C	DG_A_I_SW_DUSW19	9/04/2019	17.5
Temperature	°C	DG_A_I_SW_DUSW19	9/04/2019	17.5
Temperature	°C	DG_A_I_SW_DUSW17	9/04/2019	16.4
Temperature	°C	DG_A_I_SW_DUSW17	9/04/2019	16.4
Temperature	°C	DG_A_I_SW_DUSW19	13/05/2019	12.3
Temperature	°C	DG_A_I_SW_DUSW17	13/05/2019	12.3
Temperature (Water)	°C	DG_A_I_SW_DUSW19	5/06/2019	10.1
Temperature (Water)	°C	DG_A_I_SW_DUSW19	5/06/2019	10.1
Temperature (Water)	°C	DG_A_I_SW_DUSW17	5/06/2019	9.6

Variable	Unit	Sample Point	Date	Result
Temperature (Water)	°C	DG_A_I_SW_DUSW17	5/06/2019	9.6
Turbidity	NTU	DG_A_I_SW_DUSW19	8/01/2019	118
Turbidity	NTU	DG_A_I_SW_DUSW17	8/01/2019	199
Turbidity	NTU	DG_A_I_SW_DUSW14	8/01/2019	25.2
Turbidity	NTU	DG_A_I_SW_DUSW19	11/02/2019	85.1
Turbidity	NTU	DG_A_I_SW_DUSW19	11/02/2019	85.1
Turbidity	NTU	DG_A_I_SW_DUSW17	11/02/2019	61.5
Turbidity	NTU	DG_A_I_SW_DUSW17	11/02/2019	61.5
Turbidity	NTU	DG_A_I_SW_DUSW19	25/03/2019	65.9
Turbidity	NTU	DG_A_I_SW_DUSW17	25/03/2019	175
Turbidity	NTU	DG_A_I_SW_DUSW14	9/04/2019	24.8
Turbidity	NTU	DG_A_I_SW_DUSW19	9/04/2019	64
Turbidity	NTU	DG_A_I_SW_DUSW19	9/04/2019	64
Turbidity	NTU	DG_A_I_SW_DUSW17	9/04/2019	77.8
Turbidity	NTU	DG_A_I_SW_DUSW17	9/04/2019	77.8
Turbidity	NTU	DG_A_I_SW_DUSW19	13/05/2019	57.6
Turbidity	NTU	DG_A_I_SW_DUSW17	13/05/2019	51.5
Turbidity	NTU	DG_A_I_SW_DUSW19	5/06/2019	57.2
Turbidity	NTU	DG_A_I_SW_DUSW19	5/06/2019	57.2
Turbidity	NTU	DG_A_I_SW_DUSW17	5/06/2019	33.4
Turbidity	NTU	DG_A_I_SW_DUSW17	5/06/2019	33.4

